16.1.9.3 BIOANALYTICAL REPORTS

Determination of 3-HPMA, HBMA, and CEMA in Human Urine Samples by LC-MS/MS (Study AA99071-03)

celerion
Applied Translational Medicine

621 Rose Street
Lincoln, NE 68502 USA
www celerion com
Tel: 402-476-2811
Toll Free: 800-776-1716
Fax: 402-939-0428

Determination of 3-HPMA, HBMA, and CEMA in Human Urine Samples from "A Randomized, Controlled, Open-label, 3-Arm Parallel Group, Single-Center Study to Demonstrate Reductions in Exposure to Selected Smoke Constituents in Smoking, Healthy Subjects Switching to the Tobacco Heating System 2.2 (THS 2.2) or Smoking Abstinence, Compared to Continuing to Use Conventional Cigarettes, for 5 Days in Confinement" by LC-MS/MS

Study: AA99071-03

Bioanalytical Final Report

Philip Morris Products S.A.
Quai Jeanrenaud 5
2000 Neuchâtel, Switzerland

Protocol ZRHR-REXC-03-EU

Report Date: 03-Oct-2014

Data and information contained in this document are considered to constitute trade secrets and confidential commercial information, and the legal protections provided to such trade secrets and confidential information are hereby claimed under the provisions of applicable law. No part of this document may be publicly disclosed without the written consent of Philip Morris Products S.A.

STUDY LOCATION

TEST FACILITY

Celerion Lincoln
621 Rose Street
Lincoln, NE 68502 USA
Phone: 402-437-4719
Fax: 402-939-0428

Role	Name, Title	E-mail Address
Bioanalytical Principal Investigator	Kirk Newland, B.S.	Kirk.Newland@celerion.com
Deputy Bioanalytical Principal Investigator	Erica Nachi, B.S.	Erica.Nachi@celerion.com
Test Facility Manager	Rafiqul Islam, M.S.	Rafiqul.Islam@celerion.com
Quality Assurance Manager	Crystal Bickford, B.A.	Crystal.Bickford@celerion.com

SPONSOR

Philip Morris Products S.A.
Quai Jeanrenaud 5
2000 Neuchâtel, Switzerland
Phone: +41 58 242 2625

Role	Name, Title	E-mail Address
Manager Clinical Science	Christelle Haziza, Ph.D.	Christelle.Haziza@pmi.com

CLINICAL CENTRAL LABORATORY

Covance CCLS
Rue Moïse Marcinhes 7
CH-1216 Meyrin, Geneva Switzerland
Phone: +41 58 822 7732
Fax: +41 58 822 6999

Role	Name, Title	E-mail Address
Project Manager	Nathalie Mathieux, Ph.D.	Nathalie.Mathieux@covance.com

APPROVAL SIGNATURES

TEST FACILITY
Celerion:

Bioanalytical Principal Investigator

Kirk Newland, B.S.
Technical Director, Tobacco Sciences

03-Oct-2014
Date

Test Facility Management

Rafiqul Islam, M.S.
Senior Director, Bioanalytical Services

03-oct-2014
Date

SPONSOR
Philip Morris Products, S.A.:

Manager Clinical Science

Christelle Haziza, PhD

16032015
Date

STATEMENT OF COMPLIANCE

The bioanalytical phase of the study was performed according to applicable GLP requirements and in compliance with Standard Operating Procedures (SOPs) in effect in the bioanalytical laboratory of Celerion, Lincoln, Nebraska. The SOPs are written based on the principles and requirements described in United States Food and Drug Administration Title 21 Code of Federal Regulations (CFR) Part 58, the Guidance for Industry – Bioanalytical Method Validation (CDER, May 2001), and Guideline on Bioanalytical Method Validation (European Medicines Agency [EMEA/CHMP/EWP/192217/2009], Effective February 2012).

This production study was conducted in accordance with the guidelines documented in the bioanalytical study plan. To ensure the integrity of the reported data, the bioanalytical laboratory verified all results. The Quality Assurance unit of Celerion, Lincoln, Nebraska, audited the study. A Quality Assurance statement was then issued and is included within this document.

The data summaries, results, and conclusions in this bioanalytical report have been reviewed and were found to be consistent and scientifically rational. All deviations from the protocol and/or significant deviations from SOPs documented in this report have been reviewed and are scientifically valid.

I accept responsibility for the scientific integrity of the data included within this bioanalytical report.

Kirk Newland, B.S.
Technical Director, Tobacco Sciences

03-Oct-2014
Date

QUALITY ASSURANCE STATEMENT

Phase Audited	Audit Date(s)	Date Reported to Study Director/ Bioanalytical Principal Investigator	Date Audit Report Signed by Management
Bioanalytical Study Plan	17-Jun-2013	17-Jun-2013	22-Jul-2013
Critical Phase Inspection	02, 07-Oct-2013 13, 19-Dec-2013	07-Oct-2013 19-Dec-2013	08-Oct-2013 19-Dec-2013
Database EDT File	10, 11, 12-Feb-2014 01-Apr-2014	12-Feb-2014 01-Apr-2014	17-Feb-2014 17-Jun-2014
Bioanalytical Report (Final Draft)	09, 10-Jun-2014	10-Jun-2014	04-Sep-2014
Bioanalytical Report (Final)	02-Oct-2014	02-Oct-2014	03-Oct-2014

Celerion Quality Assurance audited various phases of this study as shown above. This statement confirms that the methods, procedures, and results as presented in this report accurately reflect the raw data of the study.

Pat Curl
Quality Assurance Auditor

03-OCT-2014
Date

TABLE OF CONTENTS

STUDY LOCATION 2
TEST FACILITY 2
SPONSOR 2
CLINICAL CENTRAL LABORATORY 2
APPROVAL SIGNATURES 3
STATEMENT OF COMPLIANCE 5
QUALITY ASSURANCE STATEMENT 6
1. INTRODUCTION 11
2. EXPERIMENTAL 11
2.1. Test Item 11
2.2. Reference Items and Internal Standards 11
2.3. Biological Matrix 12
2.4. Test System 12
2.4.1. Procedure and Instruments 12
2.4.2. Computer Application Software 13
2.5. Calibration Standards, Quality Control Samples and Dilution Quality Control Samples 13
2.6. Study Samples 13
2.6.1. Sample Source and Date of Receipt 13
2.6.2. Sample Identification 14
2.6.3. Sample Storage and Stability 14
2.6.4. Sample Summary 14
3. SAMPLE ANALYSIS 15
3.1. Analytical Method 15
3.2. Acceptance Criteria 16
3.2.1. Analytical Run Acceptance Criteria 16

3.2.2. Acceptance Criteria for System Suitability Testing 16
3.2.3. Acceptance Criteria for Sample Dilution 17
3.2.4. Acceptance Criteria for ISR 17
4. RESULTS 17
4.1. Quality Control and Dilution Quality Control Sample Performance 18
4.2. Calibration Standard Performance 18
4.3. Standard Curve Parameters 18
4.4. Study Sample Concentrations 18
4.5. Reassays 18
4.5.1. Reassays for Analytical Reasons 18
4.5.2. Reassays for Non-analytical Reasons (Value Requiring Confirmation, VRC) 19
4.5.3. Sponsor Selected Reassays 19
4.5.4. Incurred Sample Reproducibility 19
5. CHROMATOGRAMS 19
6. DEVIATIONS 19
7. EVENTS 20
8. ANALYTICAL NOTES 22
9. ARCHIVES 23
10. CONCLUSION 24
11. REFERENCES 24
RESULT TABLES 25
FIGURES 296
ATTACHMENTS 299

RESULT TABLES

Table 1 Summary of Analytical Runs Performed 25
Table 2 Quality Control and Dilution Quality Control Sample Data (Between-Analytical Run Precision and Accuracy) for 3-HPMA 31
Table 3 Quality Control and Dilution Quality Control Sample Data (Between-Analytical Run Precision and Accuracy) for HBMA 33
Table 4 Quality Control and Dilution Quality Control Sample Data (Between-Analytical Run Precision and Accuracy) for CEMA 35
Table 5 Back-calculated Calibration Standard Concentrations for 3-HPMA 37
Table 6 Back-calculated Calibration Standard Concentrations for HBMA 39
Table 7 Back-calculated Calibration Standard Concentrations for CEMA 41
Table 8 Standard Curve Parameters for 3-HPMA 43
Table 9 Standard Curve Parameters for HBMA 44
Table 10 Standard Curve Parameters for CEMA 45
Table 11 Study Sample Concentrations for 3-HPMA 46
Table 12 Study Sample Concentrations for HBMA 88
Table 13 Study Sample Concentrations for CEMA 130
Table 14 Summary of Reassay for Analytical Reasons for 3-HPMA 172
Table 15 Summary of Reassay for Analytical Reasons for HBMA 205
Table 16 Summary of Reassay for Analytical Reasons for CEMA 242
Table 17. Summary of Reassays for Sample Investigation for 3-HPMA 278
Table 18. Summary of Reassays for Sample Investigation for HBMA 279
Table 19. Summary of Reassays for Sample Investigation for CEMA 280
Table 20. Incurred Sample Reproducibility Assessment for 3-HPMA 281
Table 21 Incurred Sample Reproducibility Assessment for HBMA 286
Table 22. Incurred Sample Reproducibility Assessment for CEMA 291

FIGURES

Figure 1 Calibration Curve for 3-HPMA in Control Matrix, Watson Run ID 28 296
Figure 2 Calibration Curve for HBMA in Control Matrix, Watson Run ID 28 297
Figure 3 Calibration Curve for CEMA in Control Matrix, Watson Run ID 29 298

ATTACHMENTS

Attachment 1 General List of Abbreviations used at Celerion 299
Attachment 2 Temperature Definitions at Celerion 302
Attachment 3 Procedure for VRC and SSR Reassays and Reporting of Reassay Results 303
Attachment 4 General List of Calculation Formulae 304
Attachment 5 Reassay Descriptions 305
Attachment 6 Certificates of Analysis 306
Attachment 7 Bioanalytical Method Summary 338
Attachment 8 Chromatograms 345

Total Number of Pages **618**

1. INTRODUCTION

The purpose of this bioanalytical study (hereafter referred to as study) was to determine the concentration of 3-HPMA, HBMA, and CEMA in human urine samples by a validated LC-MS/MS method [5]. The study samples were collected in the clinical trial ZRHR-REXC-03-EU, entitled, "A Randomized, Controlled, Open-label, 3-Arm Parallel Group, Single-Center Study to Demonstrate Reductions in Exposure to Selected Smoke Constituents in Smoking, Healthy Subjects Switching to the Tobacco Heating System 2.2 (THS 2.2) or Smoking Abstinence, Compared to Continuing to Use Conventional Cigarettes, for 5 Days in Confinement" [3]. Sample analysis was conducted between 21-Aug-2013 and 30-Jan-2014.

This report provides the results and supporting documentation from the analysis of study samples and includes an evaluation of assay performance.

2. EXPERIMENTAL

2.1. Test Item

The test items are defined in the clinical study protocol [3].

2.2. Reference Items and Internal Standards

	Analyte	Internal Standard (IS)
ID	3-HPMA Potassium Salt	[$^{15}N^{13}C_3$]3-HPMA Potassium Salt
Source	(b) (4)	(b) (4)
Lot No.	AC0202208	AC0101269
Purity / Potency	82.6% (potency)	90.8% (purity)
Celerion Assigned Correction Factor	0.8260	0.7732
Expiry Date	07-Mar-2014	14-Sep-2014
Storage Conditions	Refrigerated (5 C), protected from light, desiccant	Refrigerated (5 C), protected from light, desiccant

	Analyte	Internal Standard (IS)
ID	HMPMA Sodium Salt (HBMA Sodium Salt)	[$^{15}N^{13}C_3$]HBMA Dicyclohexylammonium Salt
Source	(b) (4)	(b) (4)
Lot No.	CD-MDSPSRS-V-121	AC0102239
Purity / Potency	66.1% (potency)	77.1% (purity)
Celerion Assigned Correction Factor	0.6610	0.4582
Expiry Date	07-Feb-2014	16-May-2014
Storage Conditions	Refrigerated (5 C), protected from light, desiccant	Refrigerated (5 C), protected from light, desiccant

	Analyte	Internal Standard (IS)
ID	CEMA (Dicyclohexylamine) Salt	$[^{15}N^{13}C_3]$CEMA (Dicyclohexylamine) Salt
Source	(b) (4)	(b) (4)
Lot No.	AC0102207	AC0102229
Purity	99%	99%
Celerion Assigned Correction Factor	0.5363	0.5429
Expiry Date	11-Apr-2014	18-Apr-2014
Storage Conditions	Refrigerated (5 C), protected from light, desiccant	Refrigerated (5 C), protected from light, desiccant

The certificate(s) of analysis for the reference items and internal standards are prese nted in Attachment 6.

Reference items and internal standards are retained under the conditions that are specified until they become expired. The expired reference materials are denoted as expired within the Labnotes system. They may be stored for the establishment of extended long-term stability.

2.3. Biological Matrix

Human urine was co llected in-house at Celerion, Lincoln, Nebraska. Human urine stored at -20°C may be stored for a peri od less than 24 months prior to use. Human urine, free of significant interference, was used to prepare quality control samples. UriSub®, a urine substitute, was purchased from (b) (4), and stored at 5°C. UriSub® was used to prepare calibration standards and as control matrix.

2.4. Test System

2.4.1. Procedure and Instruments

Procedure and Instrumentation	
Extraction Method	Solid phase extraction
Chromatography system	Waters ACQUITY UPLC™ Binary Solvent Manager^
MS/MS system	AB SCIEX API 4000™^
Regression Type	Weighted linear (1/concentration^2)
Quantitation Method	Peak area ratio
Assay Volume	0.100 mL

^ = Qualified systems

2.4.2. Computer Application Software

Software	
LC-MS/MS software	Applied Biosystems Analyst® 1.5.1^
LIMS	Thermo Electron Corporation Watson™ 7.3 Bioanalytical LIMS 7.3^
LIMS application	Inspector Version 1.1.1^
Laboratory Documentation System	Labnotes™ Web Client 1.21^
Office applications	Microsoft® Office 2007 Package

^ = Validated systems

2.5. Calibration Standards, Quality Control Samples and Dilution Quality Control Samples

Non-zero calibration standards were prepared fresh daily at the concentration levels of 20.0, 30.0, 60.0, 100, 200, 500, 1500, 3800, 4500, and 5000 ng/mL of 3-HPMA and HBMA and 0.275, 0.415, 0.828, 2.75, 6.90, 20.7, 41.5, 104, 186, and 207 ng/mL of CEMA from calibration spiking standard solutions which were prepared in bulk on 09-Aug-2013, 19-Sep-2013, 25-Nov-2013, and 31-Dec-2013, aliquoted and stored at -20°C for a period of time up to 41 days.

Quality control (QC) samples at the concentration levels of 60.0 ng/mL, 125 ng/mL (low basal level), 342 ng/mL (200 ng/mL + mid basal level), 767 ng/mL (500 ng/mL + high basal level), and 3770 ng/mL (3500 ng/mL + high basal level) of 3-HPMA, 60.0 ng/mL, 82.8 ng/mL (low basal level), 275 ng/mL (200 ng/mL + mid basal level), 461 ng/mL (300 ng/mL + high basal level), and 3750 ng/mL (3589 ng/mL + high basal level) of HBMA, 0.722 ng/mL (low basal level), 0.828 ng/mL, 3.98 ng/mL (2.00 ng/mL + mid basal level), 45.0 ng/mL (20.0 ng/mL + high basal level), and 162 ng/mL (137 ng/mL + high basal level) of CEMA and dilution quality control (DQC) samples at the concentration levels of 8270 ng/mL (8000 ng/mL + high basal level) of 3-HPMA, 6150 ng/mL (6000 ng/mL + high basal level) of HBMA, and of 525 ng/mL (500 ng/mL + high basal level) of CEMA were prepared in bulk on 20-Aug-2013, 27-Aug-2013, and 18-Dec-2013, aliquoted and stored at -20°C. Quality control samples were stored with the clinical samples after receipt at the bioanalytical laboratory. The QC samples were stored for a period less than 275 days prior to use for analysis.

Standard calibrators and quality control samples were prepared from separate stock solutions.

2.6. Study Samples

2.6.1. Sample Source and Date of Receipt

Study samples were collected between 11-Jul-2013 and 18-Sep-2013 and were received frozen on dry ice between 22-Jul-2013 and 22-Oct-2013 from Covance Central Laboratories, Meyrin, Switzerland.

2.6.2. Sample Identification

Study samples were identified based on the subject screening number and time point documented on the sample label.

2.6.3. Sample Storage and Stability

Study samples were stored from sample collection to the end of sample analysis at a nominal temperature of -20°C for a duration not exceeding 204 days.

Study samples were ana lyzed without exceeding long-term, freeze-thaw, or post-preparative stability. The following evaluations have been conducted:

Stability Summary [5]	
Long-term stability	273 days (LLOQ QC) and 275 days (low endogenous and dilution QCs) in polypropylene tubes at -20 C
Short-term stability	3 hours in polypropylene tubes at ambient temperature under yellow light
Cumulative short-term stability	11 hours in polypropylene tubes at ambient temperature under yellow light (total of all thaw cycles)
Freeze-thaw stability	4 freeze (-20 C)-thaw (ambient temperature) cycles in polypropylene tubes under yellow light
Post-preparative stability	152 hours in a polypropylene 96 well plate at 5 C
Processed sample integrity	135 hours in a polypropylene 96 well plate at 5
Sample shipping stability	17 days in polypropylene tubes at -80 C

An extended short-term stability evaluation will be performed and reported in an amendment to the Validation Report. A copy of the amendment will be provided to the Sponsor.

2.6.4. Sample Summary

The Sponsor's protocol specifies 160 subjects with 7 sampling tim es for the 24-hour urine collections [3]. In study AA99071, a single s ubject discontinued during the clinical phase. The samples were a nalyzed and the results reported. Additional information regarding the subject discontinuance is provided in Section 8.5.

	No. of Samples
Specified in protocol/received	1135/1120
Analysis not required (discontinued from enrollment)	18
Analysis failure (not reportable)	HBMA - 2
Duplicates received	1135
Total number of study samples analyzed	3-HPMA – 1117 CEMA – 1117 HBMA - 1115

Following analysis, the study samples were kept frozen at -20°C. After submission of the final bioanalytical report the study samples will be further stored under the same conditions for up to 1 month on-site. Then, upon agreement with the Sponsor, the study samples will be destroyed after the completion of the clinical study report and Sponsor notification.

3. SAMPLE ANALYSIS

3.1. Analytical Method

The determination of 3-HPMA, HBMA, and CEMA in human urine samples was carried out over a calibration range of 20.0 ng/mL to 5000 ng/mL (3-HPMA), 20.0 ng/mL to 5000 ng/mL (HBMA), and 0.275 ng/mL to 207 ng/m L (CEMA). The analytical procedure was performed at Celerion, Lincoln, Nebraska and is documented in the Method Validation Report for Celerion Study ZZ36536-01 [5]. The analytical method is documented in BAM SOP ZZ36536-01 [6]. See Attachment 7.

An aliquot of human urine containing the analyte and internal standard was extracted using a solid phase extraction procedure. The extracted samples were analyzed by an HPLC equipped with an AB SCIEX API 4000™ triple quadrupole mass spectrometer using an ESI source. Negative ions were monitored in the multiple reaction monitoring (MRM) mode. Quantitation was determined using a weighted linear regression analysis (1/concentration^2) of peak area ratios of the analyte and internal standard.

Though listed as a stand ard, the control blank samp le with internal standard (Standard A) was not used to plot the calibration curve.

3.2. Acceptance Criteria

3.2.1. Analytical Run Acceptance Criteria

An analytical run is acceptable if all of the following criteria are met:

- at least 75% of the non-zero calibration standards were within ±15.0% (±20.0% for the lower limit of quantification (LLOQ) calibration standard) of their nominal concentration,
- at least two-thirds of the QC samp les and at least 50% at each concentration level were within ±15.0% of their nominal concentration,
- at least 50% of the standard zero samples are free of interference at the retention time of the analyte(s) of interest,
- at least 50% of the blank samples are free of interference both at the retention time of the analyte(s) of interest and at the retention time of the IS,
- at least two-thirds of all blank and standard zero samples fulfilled the above described interference criteria.

Interference at the retention time of the analyte of interest is defined as a response greater than 20% of the mean analyte response of the LLOQ calibration standard(s).

Interference at the retention time of the IS is defined as a response greater than 5% of the mean IS response of the LLOQ calibration standard(s).

Individual data of QC samples (including DQCs) that were out of their acceptance criteria are flagged appropriately in the study file and in the bioanalytical report. QCs will be excluded from statistics only for analytical reasons (see Attachment 5).

3.2.2. Acceptance Criteria for System Suitability Testing

The system suitability testing performed with each analytical run is designed to assess the sensitivity, reproducibility of response (absence of response drift based on in terpolated concentrations), and carry-over.

- Sensitivity assessed at the start and end of each analytical run is performed by evaluating the signal-to-noise ratio (SNR) of extracted system suitability samples spiked at the lower limit of quantitation. The SNR must be greater than 5:1 unless otherwise specified in the method.
- System stability (reproducibility of response) is performed by replicate injections at the start (5) and the end (2) of the analytical run with pooled high concentration system suitability samples. The percent coefficient of variation (% CV) of the calculated concentration must be less than or equal to 6%. The mean o f the calculated concentration of the last 2 replicates or middle replicates (if applicable) of high concentration system suitability samples must be

within 15% difference of the mean of the calculated concentration of the first 5 high concentration system suitability samples.

- The carryover percentage is assessed at the beginning and end of each analytical run. This test is performed by injecting a blank (reconstitution solution) sample immediately after a high concentration system suitability sample. The area counts of the analyte in the blank injection are divided by the analyte area counts in the high concentration system suitability sample and the result is multiplied by 100. Carryover acceptance criteria is specified in the bioanalytical method for each assay.

$$\%\ \text{carryover} = \left(\frac{\text{area (blank sample)}}{\text{area (high sys suit)}}\right) * 100$$

3.2.3. Acceptance Criteria for Sample Dilution

The accuracy of study sample dilution is verified by the DQC samples. At least 50% of the DQC samples must be within ±15.0% of their nominal concentration for the respective dilution factor to be accepted.

3.2.4. Acceptance Criteria for ISR

The % difference was calculated for each pair of original and repeat analyses as follows:

$$\%\,\text{difference} = 100 * \frac{|(\text{repeat value} - \text{original value})|}{(\text{repeat value} + \text{original value})/2}$$

If the % difference was less than or equal to 20%, a pair of results was considered a passing match. Any pair with a % difference of more than 67% (indicating that the repeat value is either less than half or more than twice the original concentration) was considered an event and was investigated. The analytical method will be considered reproducible if at least 67% of the result pairs match. If less than 67% of the pairs match, an event investigation was initiated.

4. RESULTS

Due to rounding procedures, recalculations using the results presented in this report may differ slightly from the reported statistics.

A summary of analytical runs performed is presented in Table 1.

4.1. Quality Control and Dilution Quality Control Sample Performance

Between-analytical run precision and accuracy results for QC samples prepared at 60.0, 125, 342, 767, and 3770 ng/mL for 3-HPMA, 60.0, 82.8, 275, 461, and 3750 ng/mL for HBMA, and at 0.722, 0.828, 3.98, 45.0, and 162 ng/mL for CEMA concentrations are summarized in Table 2, Table 3, and Table 4 for 3-HPMA, HBMA, and CEMA, respectively. The accuracy of sample dilution was verified by the performance of dilution QC samples. Results for dilution QC samples are summarized in Table 2, Table 3, and Table 4 for 3-HPMA, HBMA, and CEMA, respectively.

4.2. Calibration Standard Performance

Back-calculated calibration curve standard concentrations are provided in Table 5, Table 6, and Table 7 for 3-HPMA, HBMA, and CEMA, respectively.

4.3. Standard Curve Parameters

Standard curve parameters from 22, 22, and 21 successful analytical runs are provided in Table 8, Table 9, and Table 10 for 3-HPMA, HBMA, and CEMA, respectively. A representative calibration curve is illustrated in Figure 1, Figure 2, and Figure 3 for 3-HPMA, HBMA, and CEMA, respectively.

4.4. Study Sample Concentrations

Study sample concentrations are provided in Table 11, Table 12, and Table 13 for 3-HPMA, HBMA, and CEMA, respectively. The column "Split" refers to the "for analysis" or "back-up" sample collected.

Study samples, if any, with no significant peak at the mass transition and retention time of 3-HPMA, HBMA, and CEMA, respectively, or with peak area ratios below that of the LLOQ standard, are reported as being below the limit of quantitation (BLQ).

4.5. Reassays

4.5.1. Reassays for Analytical Reasons

Study samples needing re-analysis according to section 3.2.1 for 3-HPMA, HBMA, and CEMA are identified in Table 14, Table 15, and Table 16, respectively. Reassay descriptions are provided in Attachment 5.

4.5.2. Reassays for Non-analytical Reasons (Value Requiring Confirmation, VRC)

After initial analysis, study samples that were identified by the Bioanalytical Principal Investigator for reassay due to non-analytical reasons were reassayed if sufficient sample volume remained. These samples are identified in Table 17, Table 18, and Table 19 for 3-HPMA, HBMA, and CEMA, respectively. The procedure for VRC reassays and reporting of reassay results is provided in Attachment 3.

4.5.3. Sponsor Selected Reassays

There were no Sponsor selected reassays. The procedure for SSR reassays and reporting of reassay results is provided in Attachment 3.

4.5.4. Incurred Sample Reproducibility

The method for the determination of 3-HPMA, HBMA, and CEMA was considered reproducible, 98.1% out of 107 repeat analyses for 3-HPMA, 90.7% out of 107 repeat analyses for HBMA, and 99.1% out of 107 repeat analyses for CEMA met acceptance criteria as defined in section 3.2.4. Results are presented in Table 20, Table 21, and Table 22.

5. CHROMATOGRAMS

Representative chromatograms are provided in Attachment 8.

6. DEVIATIONS

6.1. Deviation DEV-LNK-13-0423 from BAM SOP, Section 3.4, occurred in which an incorrect solution (0.1% formic acid instead of 1% formic acid) was used for the extraction of Analytical Run 8. The analyst realized this while scanning the solution into Labnotes during the extraction process and aborted the extraction process after consultation with the project leader. There is no further impact on the study.

6.2. Deviations DEV-LNK-13-0502 and DEV-LNK-13-0604 from CGSOP.0009 V1, Section 6.1, occurred in which the associates did not complete documentation for reading the applicable BAM SOP and BSP for the study. The associates had read the required documents prior to the study starting and completed the missing documentation. There was no further impact on the study.

7. EVENTS

7.1. Event Observation EO-LNK-AA99071-03-13–0490 was initiated due to one replicate of the QC S (inj 71) on Analytical Run 23 quantitating 86% from the theoretical concentration for CEMA. Inj 71 (QC S) was acceptable for 3-HPMA and failed for HBMA at approx 20% deviation. There was no determined cause for the unexpected result. There may have been an error in spiking the sample though that could not be determined from the results. There was no impact as the analytical run met all acceptance criteria and was initially accepted. However, due to ISR failure, the analytical run was later rejected and all samples reanalyzed.

7.2. Event Observation EO-LNK-AA99071-03-13–0492 was initiated due to as the STD D (inj 12) quantitated at 130% from the theoretical concentration for CEMA. Inj 12 (STD D) also did not meet acceptance criteria for 3-HPMA or HBMA. The chromatography appeared consistent within the analytical run and compared to previous analytical runs. Due to a likely spiking error for the individual standard calibrator, a single STD D was dropped from the regression due to an observed bias and the analytical run was initially accepted. However, due to ISR failure, the analytical run was later rejected and all samples reanalyzed.

7.3. Event Observation EO-LNK-AA99071-03-13–0501 was initiated due to ISR testing failing for all 3 analytes (passing rates were 65.5% for 3-HPMA, 60% for HBMA, and 63% for CEMA).

The following evaluation of the results has been performed:
1. A review of the acceptance of all analytical runs has been performed.
2. A review of the internal standard response for the ISR analytical runs has been performed.
3. A review of the chromatography for the ISR analytical runs has been performed.
4. The ISR tables have been QC reviewed by the BPI for accuracy.
5. A review of the sample order for the ISR analytical runs has been performed.
6. A trend analysis has been performed on the ISR test results. No consistent trends in the results were observed.

No analytical issues were noted during any of the above reviews and therefore a testing plan was written in Event Resolution ER-LNK-AA99071-03-13-0124. Testing Plan 1 included a repeated ISR test in singlicate to verify either the ISR result or the original results. The results from Testing Plan 1 did not confirm the original results so an additional testing plan was created. Testing Plan 2 detailed an experiment designed to test whether the samples were properly mixed. The results of the experiment demonstrated that there was insufficient mixing performed on the initial analysis. It was determined that the samples would be reanalyzed using the new mixing process. There was no impact as the clinical samples were reassayed using the Split 2 samples that had not been subjected to inadequate mixing. Using the new mixing process the ISRs were retested and were acceptable. The BAM SOP was updated to include the new mixing process.

7.4. Event Observation EO-LNK-AA99071-03-13–0633 was initiated due to Analytical Run 34 failing the ending SST (system suitability test) criteria for carryover. Test injections were requested on the reinjection form for Analytical Run 34 and the results confirmed the original data. The ending Control Blank (inj 93) sample is greater than 40% of the LLOQ response. The suspected cause was that the extraction analyst may have inadvertantly pooled or spiked the ending Control Blank and Recon samples with the EXTSYSHI spiking solution as the same concentration and area counts were present as in the EXTSYSHI samples. There was no further impact as the analytical run was rejected and the samples will be reassayed.

7.5. Event Observation EO-LNK-AA99071-03-14–0024 was initiated due to one replicate of a Control Blank sample (inj 20) on Analytical Run 37 had an analyte peak greater than the LLOQ for CEMA and HBMA and approximately 43% of the LLOQ for 3-HPMA. The analytical run met acceptable carryover criteria and the second replicate Control Blank sample was free of interference. The suspected cause is an isolated spot contamination however there was no impact as the second Control Blank and both STD A's were acceptable. There was no further impact as the analytical run was acceptable for CEMA and 3-HPMA although it was not acceptable for HBMA due to unacceptable QC S quantitation.

7.6. Event Observation EO-LNK-AA99071-03-14–0033 was initiated as the last Control Blank sample (inj 91) contained internal standard peaks for all three analytes. The other Control Blank sample was acceptable and the Recon samples did not contain internal standard peaks. The Control Blank sample (inj 91) is suspected to have been spiked by the analyst with internal standard as there are peaks of similar to size to those samples which had been spiked with internal standard for all three analytes. There was no impact as the other replicate Control Blank sample did not have any peaks in the internal standard channel and the analytical run was acceptable for all analytes.

7.7. Event Observation EO-LNK-AA99071-03-14–0035 was initiated due to QC C and D samples (inj 42 and 47) on Analytical Run 42 quantitating approximately 50% lower than theroretical. The suspected cause is that the analyst double-spiked working internal standard into the QC C (inj 42) and QC D (inj 47) samples as the internal standard area counts were approximately two times the concentration as compared to the rest of the QCs. As the clinical samples near those QCs in question also had similarly high internal standard area counts, the analytical run was rejected and was reassayed in its entirety.

7.8. Event Observation EO-LNK-AA99071-03-14–0038 was initiated due to a single replicate of QC B (inj 66) on Analytical Run 47 quantitated greater than 50% deviation from theoretical. There was documentation on the runsheet that stated the wrong QC may have been aliquoted for this sample. A single QC B sample was likely missaliquoted resulting in the elevated observed bias. There was no further impact as the analytical run met all other acceptance criteria and was therefore accepted.

7.9. Event Observation EO-LNK-AA99071-03-14–0063 was initiated due to t hree samples failing ISR testing by more than 60% difference. They were selected as VRC samples. They were to be reassayed in triplicate without dilution to verify the measured concentrations.

The samples are from:
Subject 0016, Day 6
Subject 0038, Day 4
Subject 0185, day 3

The suspected cause of the failure in the ISR testing for these three sample was errors during the aliquotting step of the procedure. For Subjects 0016 (Day 6 sample) and 0038 (Day 4 sample) the VRC testing was unable to confirm the original concentration for all 3 analytes. The mean of the VRC results was reported for Subject 0016 (Day 6 sample) and Subject 0038 (Day 4 sample) for CEMA and 3-HPMA only. For those same subjects the HBMA data was not reportable as the C.V.% of the reassays was greater than 15% and 2 of the 3 values were not within 20% of each other. The VRC testing for Subject 0185 (Day 3 sample) was selected prior to the analytical run being rejected for analytical reasons by the BPI after it had been initially accepted. The analytical run was reassayed and the ISR value was acceptable. The VRC testing for this sample. however, did confirm the original value for all 3 analytes.

8. ANALYTICAL NOTES

8.1. The following batches were not included in the data set.

Run ID	Analyte	Reason for Non-inclusion
1-27	CEMA/HBMA/3-HPMA	Analytical Runs 1-27 were reassayed due to failed ISRs.
28	CEMA	Analytical Run 28 was reassayed as Analytical Run 31 due to an interference resulting in the failure of 2 of 2 QC A samples.
31	CEMA/HBMA/3-HPMA	Analytical Run 31 was reassayed as Analytical Run 52 due to QCs not meeting acceptance.
32	CEMA/HBMA	Analytical Run 32 was reassayed as Analytical Run 33 due to 2 of 2 QC As not meeting acceptance.
34	CEMA/HBMA/3-HPMA	Analytical Run 34 was reassayed as Analytical Run 51 due to interference.
36	CEMA/HBMA/3-HPMA	Analytical Run 36 was reassayed as Analytical Run 57 due to an extraction error.
37	HBMA	Analytical Run 37 was reassayed as Analytical Run 53 due to 2 of 2 QC As not meeting acceptance.

Run ID	Analyte	Reason for Non-inclusion
42	CEMA/HBMA/3-HPMA	Analytical Run 42 was reassayed as Analytical Run 59 due to an exraction error.
48	HBMA	Analytical Run 48 was reassayed as Analytical Run 55 due to 2 of 2 QC Ds not meeting acceptance criteria.
57	CEMA/HBMA/3-HPMA	Analytical Run 57 was reassayed as Analytical Run 58 due to an extraction error.

8.2. Analytical Run 33 consisted of reassays for CEMA and HBMA only. The analytical run was not regressed for 3-HPMA. Analytical Runs 53 and 55 consisted of reassays for HBMA only. The analytical runs were not regressed for CEMA and 3-HPMA.

8.3. There was one anomalous value for the 342 ng/mL and 3.98 ng/mL quality control on Analytical Run 47, which caused the coefficient of variation to be greater than 15% for that QC level. Analytical Run 47 met the standard and QC acceptance criteria and was included in the data set.

8.4. When a sample was reassayed for only one compound and the reassay result for the other compound was not needed, the unneeded reassay result was deactivated as "Not Used" and was not reported

9. ARCHIVES

At a minimum the following records will be retained:

- Study Plan Bioanalysis (and all amendments, if applicable)
- Raw data
- Study related correspondence
- Bioanalytical report (and all amendments, if applicable)

These documents will be kept in the archives of Celerion for at least ten (10) years, taken from the date of Bioanalytical Principal Investigator's signature on the final bioanalytical report. After this time the Sponsor will be contacted to decide if the records should be retained for a further defined time at Celerion, returned to the Sponsor, or disposed of. Study data and documentation are archived at the Celerion Lincoln facility for 90 days, after which the records may be transferred to:

Iron Mountain
1601 Leavenworth
Omaha, Nebraska 68102

10. CONCLUSION

In this bioanalytical study the concentration was determined in a tot al of 1117 samples for 3-HPMA, 1115 sam ples for HBMA, and 1117 s amples for CEMA i n human urine samples collected in the Philip Morris International Research and Development clinical study ZRHR-REXC-03-EU using a validated LC-MS/MS method.

The overall performance of the LC-MS/MS method met acceptance criteria and the results obtained were of the required integrity and quality. These data can be u sed for further interpretation.

11. REFERENCES

[1] Guidance for Industry – Bioanalytical Method Validation: US Department of Health and Human Services Food and Drug Adm inistration Center for Drug Evaluation and Research (CDER), Center for Veterinary Medicine (CVM) May 2001

[2] OECD Principles on Good Laboratory Practice (as revised in 1997), ENV/MC/CHEM(98)17, OECD Series on Principles of Good Laboratory Practice and Compliance Monitoring, No. 1, OECD Publishing, Paris, France (2003).

[3] Protocol ZRHR-REXC-03-EU: "A Randomized, Controlled, Open-label, 3-Arm Parallel Group, Single-Center Study to Demonstrate Reductions in Exposure to Selected Smoke Constituents in Smoking, Healthy Subjects Switching to the Tobacco Heat ing System 2.2 (THS 2.2) or Smoking Abstinence, Compared to Continuing to Use Conventional Cigarettes, for 5 Days in Confinement"

[4] Study Plan Bioanalysis: Determination of 3-HPMA, HBMA, and CEMA in Human Urine Samples from "A Randomized, Controlled, Open-label, 3-Arm Parallel Group, Single-Center Study to Demonstrate Reductions in E xposure to Selected Smoke Constituents in Smoking, Healthy Subjects Switching to t he Tobacco Heating System 2.2 (THS 2.2) or Smoking Abstinence, Compared to Continuing to Use Conventional Cigarettes, for 5 Days in Confinement" by LC-MS/MS, Celerion Study AA99071-03

[5] Validation of an LC-MS/MS Method for the Determination of 3-HPMA, HBMA, and CEMA in Human Urine, Celerion Study ZZ36536-01

[6] Bioanalytical Method SOP for the Determination of 3-HPMA, HBMA, and CEMA in Human Urine, Celerion Study ZZ36536-01

3-HPMA, HBMA, and CEMA in Human Urine
Celerion Study AA99071-03

RESULT TABLES

Table 1 Summary of Analytical Runs Performed

Analyte Name	Run ID	Regression Status	Extraction Date	Assay Date	Description	Comment
3-HPMA	1	Rejected	21-Aug-2013	22-Aug-2013	SEE WORKLIST FOR SUBJECTS AND TIMEPOINTS	Failed ISRs
3-HPMA	2	Rejected	21-Aug-2013	22-Aug-2013	SEE WORKLIST FOR SUBJECTS AND TIMEPOINTS	Failed ISRs
3-HPMA	3	Rejected	21-Aug-2013	23-Aug-2013	SEE WORKLIST FOR SUBJECTS AND TIMEPOINTS	Failed ISRs
3-HPMA	5	Rejected	29-Aug-2013	29-Aug-2013	RR FAILED BATCH 4	Failed ISRs
3-HPMA	6	Rejected	30-Aug-2013	30-Aug-2013	SEE WORKLIST FOR SUBJECTS AND TIMEPOINTS	Failed ISRs
3-HPMA	7	Rejected	30-Aug-2013	30-Aug-2013	SEE WORKLIST FOR SUBJECTS AND TIMEPOINTS	Failed ISRs
3-HPMA	9	Rejected	04-Sep-2013	04-Sep-2013	SEE WORKLIST FOR SUBJECTS AND TIMEPOINTS	Failed ISRs
3-HPMA	10	Rejected	01-Oct-2013	01-Oct-2013	SEE WORKLIST FOR SUBJECTS AND TIMEPOINTS	Failed ISRs
3-HPMA	11	Rejected	01-Oct-2013	02-Oct-2013	SEE WORKLIST FOR SUBS AND TIMEPOINTS	Failed ISRs
3-HPMA	12	Rejected	14-Oct-2013	14-Oct-2013	RR FAILED BATCH 8	Failed ISRs
3-HPMA	13	Rejected	14-Oct-2013	15-Oct-2013	SEE WORKLIST FOR SUBS AND TIMEPOINTS	Failed ISRs
3-HPMA	14	Rejected	15-Oct-2013	16-Oct-2013	SEE WORKLIST FOR SUBS AND TIMEPOINTS	Failed ISRs
3-HPMA	15	Rejected	15-Oct-2013	17-Oct-2013	SEE WORKLIST FOR SUBS AND TIMEPOINTS	Failed ISRs
3-HPMA	16	Rejected	15-Oct-2013	16-Oct-2013	SEE WORKLIST FOR SUBS AND TIMEPOINTS	Failed ISRs
3-HPMA	17	Rejected	15-Oct-2013	16-Oct-2013	SEE WORKLIST FOR SUBS AND TIMEPOINTS	Failed ISRs
3-HPMA	18	Rejected	18-Oct-2013	18-Oct-2013	SEE WORKLIST FOR SUB AND TIMEPOINTS	Failed ISRs
3-HPMA	20	Rejected	21-Oct-2013	21-Oct-2013	SEE WORKLIST FOR SUB AND TIMEPOINTS	Failed ISRs
3-HPMA	21	Rejected	21-Oct-2013	22-Oct-2013	SEE WORKLIST FOR SUB AND TIMEPOINTS	Failed ISRs
3-HPMA	22	Rejected	21-Oct-2013	22-Oct-2013	SEE WORKLIST FOR SUB AND TIMEPOINTS	Failed ISRs
3-HPMA	23	Rejected	22-Oct-2013	22-Oct-2013	SEE WORKLIST FOR SUB AND TIMEPOINTS	Failed ISRs
3-HPMA	24	Rejected	22-Oct-2013	23-Oct-2013	SEE WORKLIST FOR SUB AND TIMEPOINTS	Failed ISRs
3-HPMA	25	Rejected	24-Oct-2013	24-Oct-2013	ISRs	Failed ISRs
3-HPMA	26	Rejected	24-Oct-2013	25-Oct-2013	ISRs	Failed ISRs
3-HPMA	27	Rejected	01-Nov-2013	01-Nov-2013	RR of FAILED BATCH 25 (ISRs)	Failed ISRs

3-HPMA, HBMA, and CEMA in Human Urine
Celerion Study AA99071-03

Analyte Name	Run ID	Regression Status	Extraction Date	Assay Date	Description	Comment
3-HPMA	28	Accepted	10-Dec-2013	10-Dec-2013	SEE WORKLIST FOR SUBJECTS AND TIMEPOINTS	OK
3-HPMA	29	Accepted	11-Dec-2013	13-Dec-2013	SEE WORKLIST FOR SUBJECTS AND TIMEPOINTS	OK
3-HPMA	30	Accepted	13-Dec-2013	14-Dec-2013	SEE WORKLIST FOR SUBJECTS AND TIMEPOINTS	OK
3-HPMA	31	Rejected	20-Dec-2013	20-Dec-2013	RR FAILED BATCH 28 + REASSAY	std/qc fail acceptance
3-HPMA	32	Accepted	16-Dec-2013	16-Dec-2013	ISRs	OK
3-HPMA	34	Rejected	26-Dec-2013	26-Dec-2013	SUBS 42-57 PD 1 split 2s	interference-ext
3-HPMA	35	Accepted	10-Jan-2014	10-Jan-2014	SUBS 60-71 PD 1 split 2	OK
3-HPMA	37	Accepted	13-Jan-2014	14-Jan-2014	SUBS 90-112 PD 1 split 2s	OK
3-HPMA	38	Accepted	14-Jan-2014	14-Jan-2014	SUBS 114-127 PD 1 split 2s	OK
3-HPMA	39	Accepted	15-Jan-2014	15-Jan-2014	SUBS 128-139 PD 1 split 2s	OK
3-HPMA	40	Accepted	15-Jan-2014	16-Jan-2014	SUBS 140-153 PD 1 split 2s	OK
3-HPMA	41	Accepted	15-Jan-2014	15-Jan-2014	SUBS 155-177, 190 PD 1 split 2s	OK
3-HPMA	42	Rejected	15-Jan-2014	16-Jan-2014	SUBS 181-189, 191-193 PD 1 split 2s	suspected spiking error
3-HPMA	43	Accepted	16-Jan-2014	16-Jan-2014	SUBS 195-204 PD 1 split 2s	OK
3-HPMA	44	Accepted	16-Jan-2014	17-Jan-2014	SUBS 206-229 PD 1 split 2s	OK
3-HPMA	45	Accepted	16-Jan-2014	16-Jan-2014	SUBS 230-251 PD 1 split 2s	OK
3-HPMA	46	Accepted	16-Jan-2014	17-Jan-2014	SUBS 252-272 PD 1 split 2s	OK
3-HPMA	47	Accepted	17-Jan-2014	17-Jan-2014	SUBS 273-283 PD 1 split 2s	OK
3-HPMA	48	Accepted	17-Jan-2014	17-Jan-2014	SUBS 285-300 PD 1 split 2s	OK
3-HPMA	49	Accepted	20-Jan-2014	20-Jan-2014	SUBS 301-317 PD 1 split 2s	OK
3-HPMA	50	Accepted	22-Jan-2014	22-Jan-2014	SUBS 318-328 PD 1 split 2s + REASSAYS	OK
3-HPMA	51	Accepted	21-Jan-2014	21-Jan-2014	RR FAILED BATCH 34 (SUBS 42-57 PD 1 split 2s)	OK
3-HPMA	52	Accepted	20-Jan-2014	21-Jan-2014	RR FAILED BATCH 31 (split 2's)	OK
3-HPMA	54	Accepted	17-Jan-2014	18-Jan-2014	ISRs (split 2s)	OK
3-HPMA	56	Accepted	30-Jan-2014	30-Jan-2014	REASSAYS + VRCs	OK
3-HPMA	58	Accepted	27-Jan-2014	27-Jan-2014	RR FAILED BATCH 57 (SUBS 72-88 PD 1 split 2s)	OK
3-HPMA	59	Accepted	28-Jan-2014	28-Jan-2014	RR FAILED 42 (SUBS 181-189, 191-193 PD 1 split2s)	OK
3-HPMA	60	Accepted	30-Jan-2014	30-Jan-2014	ISRs (split 2s)	OK

3-HPMA, HBMA, and CEMA in Human Urine
Celerion Study AA99071-03

Analyte Name	Run ID	Regression Status	Extraction Date	Assay Date	Description	Comment
HBMA	1	Rejected	21-Aug-2013	22-Aug-2013	SEE WORKLIST FOR SUBJECTS AND TIMEPOINTS	Failed ISRs
HBMA	2	Rejected	21-Aug-2013	22-Aug-2013	SEE WORKLIST FOR SUBJECTS AND TIMEPOINTS	Failed ISRs
HBMA	3	Rejected	21-Aug-2013	23-Aug-2013	SEE WORKLIST FOR SUBJECTS AND TIMEPOINTS	Failed ISRs
HBMA	5	Rejected	29-Aug-2013	29-Aug-2013	RR FAILED BATCH 4	Failed ISRs
HBMA	6	Rejected	30-Aug-2013	30-Aug-2013	SEE WORKLIST FOR SUBJECTS AND TIMEPOINTS	Failed ISRs
HBMA	7	Rejected	30-Aug-2013	30-Aug-2013	SEE WORKLIST FOR SUBJECTS AND TIMEPOINTS	Failed ISRs
HBMA	9	Rejected	04-Sep-2013	04-Sep-2013	SEE WORKLIST FOR SUBJECTS AND TIMEPOINTS	Failed ISRs
HBMA	10	Rejected	01-Oct-2013	01-Oct-2013	SEE WORKLIST FOR SUBJECTS AND TIMEPOINTS	Failed ISRs
HBMA	11	Rejected	01-Oct-2013	02-Oct-2013	SEE WORKLIST FOR SUBS AND TIMEPOINTS	Failed ISRs
HBMA	12	Rejected	14-Oct-2013	14-Oct-2013	RR FAILED BATCH 8	Failed ISRs
HBMA	13	Rejected	14-Oct-2013	15-Oct-2013	SEE WORKLIST FOR SUBS AND TIMEPOINTS	Failed ISRs
HBMA	14	Rejected	15-Oct-2013	16-Oct-2013	SEE WORKLIST FOR SUBS AND TIMEPOINTS	Failed ISRs
HBMA	15	Rejected	15-Oct-2013	17-Oct-2013	SEE WORKLIST FOR SUBS AND TIMEPOINTS	Failed ISRs
HBMA	16	Rejected	15-Oct-2013	16-Oct-2013	SEE WORKLIST FOR SUBS AND TIMEPOINTS	Failed ISRs
HBMA	17	Rejected	15-Oct-2013	16-Oct-2013	SEE WORKLIST FOR SUBS AND TIMEPOINTS	Failed ISRs
HBMA	18	Rejected	18-Oct-2013	18-Oct-2013	SEE WORKLIST FOR SUB AND TIMEPOINTS	Failed ISRs
HBMA	19	Rejected	17-Oct-2013	17-Oct-2013	RR FAILED BATCH 10 (HBMA ONLY)	Failed ISRs
HBMA	20	Rejected	21-Oct-2013	21-Oct-2013	SEE WORKLIST FOR SUB AND TIMEPOINTS	Failed ISRs
HBMA	21	Rejected	21-Oct-2013	22-Oct-2013	SEE WORKLIST FOR SUB AND TIMEPOINTS	Failed ISRs
HBMA	22	Rejected	21-Oct-2013	22-Oct-2013	SEE WORKLIST FOR SUB AND TIMEPOINTS	Failed ISRs
HBMA	23	Rejected	22-Oct-2013	22-Oct-2013	SEE WORKLIST FOR SUB AND TIMEPOINTS	Failed ISRs
HBMA	24	Rejected	22-Oct-2013	23-Oct-2013	SEE WORKLIST FOR SUB AND TIMEPOINTS	Failed ISRs
HBMA	25	Rejected	24-Oct-2013	24-Oct-2013	ISRs	Failed ISRs
HBMA	26	Rejected	24-Oct-2013	25-Oct-2013	ISRs	Failed ISRs
HBMA	27	Rejected	01-Nov-2013	01-Nov-2013	RR of FAILED BATCH 25 (ISRs)	Failed ISRs
HBMA	28	Accepted	10-Dec-2013	10-Dec-2013	SEE WORKLIST FOR SUBJECTS AND TIMEPOINTS	OK
HBMA	29	Accepted	11-Dec-2013	13-Dec-2013	SEE WORKLIST FOR SUBJECTS AND TIMEPOINTS	OK
HBMA	30	Accepted	13-Dec-2013	14-Dec-2013	SEE WORKLIST FOR SUBJECTS AND TIMEPOINTS	OK

3-HPMA, HBMA, and CEMA in Human Urine
Celerion Study AA99071-03

Analyte Name	Run ID	Regression Status	Extraction Date	Assay Date	Description	Comment
HBMA	31	Rejected	20-Dec-2013	20-Dec-2013	RR FAILED BATCH 28 + REASSAY	std/qc fail acceptance
HBMA	32	Rejected	16-Dec-2013	16-Dec-2013	ISRs	std/qc fail acceptance
HBMA	33	Accepted	19-Dec-2013	19-Dec-2013	RR of BATCH 32 (CEMA and HBMA)	OK
HBMA	34	Rejected	26-Dec-2013	26-Dec-2013	SUBS 42-57 PD 1 split 2s	interference-ext
HBMA	35	Accepted	10-Jan-2014	10-Jan-2014	SUBS 60-71 PD 1 split 2	OK
HBMA	37	Rejected	13-Jan-2014	14-Jan-2014	SUBS 90-112 PD 1 split 2s	std/qc fail acceptance
HBMA	38	Accepted	14-Jan-2014	14-Jan-2014	SUBS 114-127 PD 1 split 2s	OK
HBMA	39	Accepted	15-Jan-2014	15-Jan-2014	SUBS 128-139 PD 1 split 2s	OK
HBMA	40	Accepted	15-Jan-2014	16-Jan-2014	SUBS 140-153 PD 1 split 2s	OK
HBMA	41	Accepted	15-Jan-2014	15-Jan-2014	SUBS 155-177, 190 PD 1 split 2s	OK
HBMA	42	Rejected	15-Jan-2014	16-Jan-2014	SUBS 181-189, 191-193 PD 1 split 2s	suspected spiking error
HBMA	43	Accepted	16-Jan-2014	16-Jan-2014	SUBS 195-204 PD 1 split 2s	OK
HBMA	44	Accepted	16-Jan-2014	17-Jan-2014	SUBS 206-229 PD 1 split 2s	OK
HBMA	45	Accepted	16-Jan-2014	16-Jan-2014	SUBS 230-251 PD 1 split 2s	OK
HBMA	46	Accepted	16-Jan-2014	17-Jan-2014	SUBS 252-272 PD 1 split 2s	OK
HBMA	47	Accepted	17-Jan-2014	17-Jan-2014	SUBS 273-283 PD 1 split 2s	OK
HBMA	48	Rejected	17-Jan-2014	17-Jan-2014	SUBS 285-300 PD 1 split 2s	std/qc fail acceptance
HBMA	49	Accepted	20-Jan-2014	20-Jan-2014	SUBS 301-317 PD 1 split 2s	OK
HBMA	50	Accepted	22-Jan-2014	22-Jan-2014	SUBS 318-328 PD 1 split 2s + REASSAYS	OK
HBMA	51	Accepted	21-Jan-2014	21-Jan-2014	RR FAILED BATCH 34 (SUBS 42-57 PD 1 split 2s)	OK
HBMA	52	Accepted	20-Jan-2014	21-Jan-2014	RR FAILED BATCH 31 (split 2's)	OK
HBMA	53	Accepted	21-Jan-2014	22-Jan-2014	RR FAILED BATCH 37 (HBMA ONLY)	OK
HBMA	54	Accepted	17-Jan-2014	18-Jan-2014	ISRs (split 2s)	OK
HBMA	55	Accepted	22-Jan-2014	23-Jan-2014	RR FAILED BATCH 48 (HBMA ONLY)	OK
HBMA	56	Accepted	30-Jan-2014	30-Jan-2014	REASSAYS + VRCs	OK
HBMA	58	Accepted	27-Jan-2014	27-Jan-2014	RR FAILED BATCH 57 (SUBS 72-88 PD 1 split 2s)	OK
HBMA	59	Accepted	28-Jan-2014	28-Jan-2014	RR FAILED 42 (SUBS 181-189, 191-193 PD 1 split2s)	OK
HBMA	60	Accepted	30-Jan-2014	30-Jan-2014	ISRs (split 2s)	OK

3-HPMA, HBMA, and CEMA in Human Urine
Celerion Study AA99071-03

Analyte Name	Run ID	Regression Status	Extraction Date	Assay Date	Description	Comment
CEMA	1	Rejected	21-Aug-2013	22-Aug-2013	SEE WORKLIST FOR SUBJECTS AND TIMEPOINTS	Failed ISRs
CEMA	2	Rejected	21-Aug-2013	22-Aug-2013	SEE WORKLIST FOR SUBJECTS AND TIMEPOINTS	Failed ISRs
CEMA	3	Rejected	21-Aug-2013	23-Aug-2013	SEE WORKLIST FOR SUBJECTS AND TIMEPOINTS	Failed ISRs
CEMA	5	Rejected	29-Aug-2013	29-Aug-2013	RR FAILED BATCH 4	Failed ISRs
CEMA	6	Rejected	30-Aug-2013	30-Aug-2013	SEE WORKLIST FOR SUBJECTS AND TIMEPOINTS	Failed ISRs
CEMA	7	Rejected	30-Aug-2013	30-Aug-2013	SEE WORKLIST FOR SUBJECTS AND TIMEPOINTS	Failed ISRs
CEMA	9	Rejected	04-Sep-2013	04-Sep-2013	SEE WORKLIST FOR SUBJECTS AND TIMEPOINTS	Failed ISRs
CEMA	10	Rejected	01-Oct-2013	01-Oct-2013	SEE WORKLIST FOR SUBJECTS AND TIMEPOINTS	Failed ISRs
CEMA	11	Rejected	01-Oct-2013	02-Oct-2013	SEE WORKLIST FOR SUBJECTS AND TIMEPOINTS	Failed ISRs
CEMA	12	Rejected	14-Oct-2013	14-Oct-2013	SEE WORKLIST FOR SUBS AND TIMEPOINTS	Failed ISRs
CEMA	13	Rejected	14-Oct-2013	15-Oct-2013	RR FAILED BATCH 8	Failed ISRs
CEMA	14	Rejected	15-Oct-2013	16-Oct-2013	SEE WORKLIST FOR SUBS AND TIMEPOINTS	Failed ISRs
CEMA	15	Rejected	15-Oct-2013	17-Oct-2013	SEE WORKLIST FOR SUBS AND TIMEPOINTS	Failed ISRs
CEMA	16	Rejected	15-Oct-2013	16-Oct-2013	SEE WORKLIST FOR SUBS AND TIMEPOINTS	Failed ISRs
CEMA	17	Rejected	15-Oct-2013	16-Oct-2013	SEE WORKLIST FOR SUBS AND TIMEPOINTS	Failed ISRs
CEMA	18	Rejected	18-Oct-2013	18-Oct-2013	SEE WORKLIST FOR SUBS AND TIMEPOINTS	Failed ISRs
CEMA	20	Rejected	21-Oct-2013	21-Oct-2013	SEE WORKLIST FOR SUB AND TIMEPOINTS	Failed ISRs
CEMA	21	Rejected	21-Oct-2013	22-Oct-2013	SEE WORKLIST FOR SUB AND TIMEPOINTS	Failed ISRs
CEMA	22	Rejected	21-Oct-2013	22-Oct-2013	SEE WORKLIST FOR SUB AND TIMEPOINTS	Failed ISRs
CEMA	23	Rejected	22-Oct-2013	22-Oct-2013	SEE WORKLIST FOR SUB AND TIMEPOINTS	Failed ISRs
CEMA	24	Rejected	22-Oct-2013	23-Oct-2013	SEE WORKLIST FOR SUB AND TIMEPOINTS	Failed ISRs
CEMA	25	Rejected	24-Oct-2013	24-Oct-2013	ISRs	Failed ISRs
CEMA	26	Rejected	24-Oct-2013	25-Oct-2013	ISRs	Failed ISRs
CEMA	27	Rejected	01-Nov-2013	01-Nov-2013	RR of FAILED BATCH 25 (ISRs)	Failed ISRs
CEMA	28	Rejected	10-Dec-2013	10-Dec-2013	SEE WORKLIST FOR SUBJECTS AND TIMEPOINTS	Interference-ext
CEMA	29	Accepted	11-Dec-2013	13-Dec-2013	SEE WORKLIST FOR SUBJECTS AND TIMEPOINTS	OK
CEMA	30	Accepted	13-Dec-2013	14-Dec-2013	SEE WORKLIST FOR SUBJECTS AND TIMEPOINTS	OK
CEMA	31	Rejected	20-Dec-2013	20-Dec-2013	RR FAILED BATCH 28 + REASSAY	std/qc fail acceptance

3-HPMA, HBMA, and CEMA in Human Urine
Celerion Study AA99071-03

Analyte Name	Run ID	Regression Status	Extraction Date	Assay Date	Description	Comment
CEMA	32	Rejected	16-Dec-2013	16-Dec-2013	ISRs	std/qc fail acceptance
CEMA	33	Accepted	19-Dec-2013	19-Dec-2013	RR of BATCH 32 (CEMA and HBMA)	OK
CEMA	34	Rejected	26-Dec-2013	26-Dec-2013	SUBS 42-57 PD 1 split 2s	interference-ext
CEMA	35	Accepted	10-Jan-2014	10-Jan-2014	SUBS 60-71 PD 1 split 2	OK
CEMA	37	Accepted	13-Jan-2014	14-Jan-2014	SUBS 90-112 PD 1 split 2s	OK
CEMA	38	Accepted	14-Jan-2014	14-Jan-2014	SUBS 114-127 PD 1 split 2s	OK
CEMA	39	Accepted	15-Jan-2014	15-Jan-2014	SUBS 128-139 PD 1 split 2s	OK
CEMA	40	Accepted	15-Jan-2014	16-Jan-2014	SUBS 140-153 PD 1 split 2s	OK
CEMA	41	Accepted	15-Jan-2014	15-Jan-2014	SUBS 155-177, 190 PD 1 split 2s	OK
CEMA	42	Rejected	15-Jan-2014	16-Jan-2014	SUBS 181-189, 191-193 PD 1 split 2s	suspected spiking error
CEMA	43	Accepted	16-Jan-2014	16-Jan-2014	SUBS 195-204 PD 1 split 2s	OK
CEMA	44	Accepted	16-Jan-2014	17-Jan-2014	SUBS 206-229 PD 1 split 2s	OK
CEMA	45	Accepted	16-Jan-2014	16-Jan-2014	SUBS 230-251 PD 1 split 2s	OK
CEMA	46	Accepted	16-Jan-2014	17-Jan-2014	SUBS 252-272 PD 1 split 2s	OK
CEMA	47	Accepted	17-Jan-2014	17-Jan-2014	SUBS 273-283 PD 1 split 2s	OK
CEMA	48	Accepted	17-Jan-2014	17-Jan-2014	SUBS 285-300 PD 1 split 2s	OK
CEMA	49	Accepted	20-Jan-2014	20-Jan-2014	SUBS 301-317 PD 1 split 2s	OK
CEMA	50	Accepted	22-Jan-2014	22-Jan-2014	SUBS 318-328 PD 1 split 2s + REASSAYS	OK
CEMA	51	Accepted	21-Jan-2014	21-Jan-2014	RR FAILED BATCH 34 (SUBS 42-57 PD 1 split 2s)	OK
CEMA	52	Accepted	20-Jan-2014	21-Jan-2014	RR FAILED BATCH 31 (split 2's)	OK
CEMA	54	Accepted	17-Jan-2014	18-Jan-2014	ISRs (split 2s)	OK
CEMA	56	Accepted	30-Jan-2014	30-Jan-2014	REASSAYS + VRCs	OK
CEMA	58	Accepted	27-Jan-2014	27-Jan-2014	RR FAILED BATCH 57 (SUBS 72-88 PD 1 split 2s)	OK
CEMA	59	Accepted	28-Jan-2014	28-Jan-2014	RR FAILED 42 (SUBS 181-189, 191-193 PD 1 split2s)	OK
CEMA	60	Accepted	30-Jan-2014	30-Jan-2014	ISRs (split 2s)	OK

"Regression Status" reflects the status of the run with respect to run acceptance criteria.

Table 2 Quality Control and Dilution Quality Control Sample Data (Between-Analytical Run Precision and Accuracy) for 3-HPMA

Assay Date	Run ID	QC S 60.0 ng/mL	QCA 125 ng/mL	QCB 342 ng/mL	QCC 767 ng/mL	QCD 3770 ng/mL	QC E DF100 8270 ng/mL
10-Dec-2013	28	55.7	128	332	738	3630	
		64.4	130	323	724	3520	
13-Dec-2013	29	60.6	121	339	781	3880	
		55.0	125	343	744	3860	
14-Dec-2013	30	60.8	122	342	776	3910	
		59.8	121	342	778	3890	
10-Jan-2014	35	55.1	120	364	735	3660	
		55.6	117	328	777	3840	
14-Jan-2014	37	55.2	123	340	747	4030	
		57.5	137	339	745	3850	
14-Jan-2014	38	55.7	125	344	753	3860	
		65.8	128	346	712	3900	
15-Jan-2014	39	54.3	116	345	746	3670	
		59.9	116	350	740	3960	
15-Jan-2014	41	52.2	~95.7	336	699	3820	
		58.6	120	304	774	3850	
16-Jan-2014	40	62.1	120	348	797	3640	
		58.4	124	334	735	3750	
16-Jan-2014	43	~49.8	128	331	757	3690	
		56.1	117	349	755	4010	
16-Jan-2014	45	59.1	127	318	731	3860	
		~48.7	127	346	784	3800	
17-Jan-2014	44	58.1	116	356	727	3750	
		56.5	124	339	740	3870	
17-Jan-2014	46	63.7	133	326	806	4010	
		66.4	126	363	768	3680	
17-Jan-2014	47	55.8	108	296	700	3880	
		52.9	*125	~759	695	3690	
17-Jan-2014	48	54.2	126	358	771	3780	
		56.3	126	360	780	3750	
20-Jan-2014	49	56.0	135	342	764	3740	
		57.2	116	355	801	3750	
21-Jan-2014	51	53.7	120	343	776	3920	
		53.1	123	345	798	3810	
21-Jan-2014	52	54.1	128	332	765	3740	8080
		65.9	125	323	740	3650	7860
							8560
22-Jan-2014	50	60.7	123	344	736	3650	

3-HPMA, HBMA, and CEMA in Human Urine
Celerion Study AA99071-03

Assay Date	Run ID	QC S 60.0 ng/mL	QCA 125 ng/mL	QCB 342 ng/mL	QCC 767 ng/mL	QCD 3770 ng/mL	QC E DF100 8270 ng/mL
		68.7	115	324	717	3680	
27-Jan-2014	58	57.2	125	340	775	3690	
		62.9	125	335	728	3670	
28-Jan-2014	59	59.0	120	345	755	3630	
		54.1	132	332	737	3720	
30-Jan-2014	56	~50.1	131	337	777	3790	
		58.6	129	353	761	3720	
Mean		57.6	123	349	753	3780	8170
S.D.		4.54	7.25	64.8	27.7	117	358
%CV		7.9	5.9	18.6	3.7	3.1	4.4
%Theoretical		96.0	98.4	102.0	98.2	100.3	98.8
%Bias		-4.0	-1.6	2.0	-1.8	0.3	-1.2
n		44	43	44	44	44	3

Reason Deactivated
* ISP
~ > 15%Bias

3-HPMA, HBMA, and CEMA in Human Urine
Celerion Study AA99071-03

Table 3 Quality Control and Dilution Quality Control Sample Data (Between-Analytical Run Precision and Accuracy) for HBMA

Assay Date	Run ID	QC S 60.0 ng/mL	QCA 82.8 ng/mL	QCB 275 ng/mL	QCC 461 ng/mL	QCD 3750 ng/mL	QC E DF100 6150 ng/mL
10-Dec-2013	28	57.5	93.7	285	470	3870	
		56.6	90.2	281	460	4030	
13-Dec-2013	29	66.6	91.6	314	476	4000	
		60.4	83.5	312	471	4020	
14-Dec-2013	30	58.5	87.7	302	498	4230	
		52.3	84.0	~336	476	4200	
10-Jan-2014	35	54.8	81.0	270	482	3670	
		58.1	88.5	279	478	3920	
14-Jan-2014	38	59.7	87.6	304	453	4020	
		52.7	80.6	302	461	4090	
15-Jan-2014	39	58.0	79.9	303	475	4030	
		58.2	90.6	300	484	4140	
15-Jan-2014	41	57.6	77.6	308	409	3910	
		59.0	88.5	258	483	4020	
16-Jan-2014	40	57.5	89.0	300	488	4090	
		57.5	87.2	304	485	4280	
16-Jan-2014	43	54.6	70.9	291	466	4090	
		~41.5	87.7	278	483	4100	
16-Jan-2014	45	54.4	84.2	278	466	4250	
		56.4	83.4	313	502	4170	
17-Jan-2014	44	~44.4	87.6	286	450	3920	
		58.9	79.2	279	491	3810	
17-Jan-2014	46	62.3	~99.2	289	524	~4520	
		65.5	91.2	~322	479	3900	
17-Jan-2014	47	53.2	71.6	246	436	3790	
		53.3	*71.2	~481	445	3920	
20-Jan-2014	49	59.8	84.8	307	510	4020	
		51.7	83.7	284	504	4080	
21-Jan-2014	51	~49.5	94.1	285	444	4240	
		52.0	77.1	289	476	3880	
21-Jan-2014	52	~49.1	72.5	264	466	3740	~5080
		61.2	82.0	272	453	3820	5760
							5940
22-Jan-2014	50	53.9	89.4	273	468	3910	
		~48.8	77.6	285	502	4080	
22-Jan-2014	53	54.6	88.4	266	491	4050	
		62.9	81.2	292	483	3990	
23-Jan-2014	55	56.6	85.2	290	505	3830	

3-HPMA, HBMA, and CEMA in Human Urine
Celerion Study AA99071-03

Assay Date	Run ID	QC S 60.0 ng/mL	QCA 82.8 ng/mL	QCB 275 ng/mL	QCC 461 ng/mL	QCD 3750 ng/mL	QC E DF100 6150 ng/mL
		62.4	79.9	275	486	3810	
27-Jan-2014	58	51.3	78.1	286	471	4060	
		56.1	77.1	296	483	3790	
28-Jan-2014	59	56.7	79.7	270	473	3940	
		51.2	~70.2	285	475	4090	
30-Jan-2014	56	56.2	78.2	276	490	3880	
		58.0	80.7	275	471	4040	
Mean		55.9	83.6	293	476	4010	5590
S.D.		5.00	6.56	34.0	21.0	165	454
%CV		8.9	7.8	11.6	4.4	4.1	8.1
%Theoretical		93.2	101.0	106.5	103.3	106.9	90 9
%Bias		-6.8	1.0	6.5	3.3	6.9	-9.1
n		44	43	44	44	44	3

Reason Deactivated
* ISP
~ > 15%Bias

3-HPMA, HBMA, and CEMA in Human Urine
Celerion Study AA99071-03

Table 4 Quality Control and Dilution Quality Control Sample Data (Between-Analytical Run Precision and Accuracy) for CEMA

Assay Date	Run ID	QCA 0.722 ng/mL	QC S 0.828 ng/mL	QCB 3 98 ng/mL	QCC 45.0 ng/mL	QCD 162 ng/mL	QC E DF100 525 ng/mL
13-Dec-2013	29	0.666	0.916	4.03	42.6	154	
		0.646	0.809	3.93	42.8	149	
14-Dec-2013	30	0.695	0.883	4.53	44.2	162	
		~0.596	0.833	4.16	44.7	157	
10-Jan-2014	35	0.686	0.859	4.20	46.1	156	
		0.661	0.773	3.99	44.2	161	
14-Jan-2014	37	0.634	0.835	4.42	46.4	175	
		0.714	0.900	4.37	46.0	168	
14-Jan-2014	38	0.827	0.894	4.06	43.8	161	
		0.731	0.878	4.25	40.0	167	
15-Jan-2014	39	~0.601	0.879	4.32	41.7	157	
		0.622	0.832	4.13	42.7	160	
15-Jan-2014	41	~0.526	0.779	3.98	42.4	164	
		0.648	0.881	3.56	44.2	159	
16-Jan-2014	40	0.719	0.857	3.99	43.7	150	
		0.740	0.925	3.78	40.3	156	
16-Jan-2014	43	0.712	0.809	4.02	41.9	161	
		0.690	0.801	3.97	47.1	165	
16-Jan-2014	45	0.731	0.859	3.82	41.5	162	
		0.713	0.876	3.95	45.4	151	
17-Jan-2014	44	0.693	0.880	4.30	44.2	154	
		0.686	0.873	4.39	43.4	155	
17-Jan-2014	46	0.728	0.828	3.74	44.2	162	
		0.690	0.915	4.18	40.8	138	
17-Jan-2014	47	0.664	~1.01	3.86	42.1	162	
		*0.647	0.760	~44.3	42.6	156	
17-Jan-2014	48	0.641	0.917	4.28	45.8	155	
		0.701	0.764	4.14	46.4	165	
20-Jan-2014	49	0.772	0.811	4.09	43.2	163	
		0.692	0.864	4.26	46.6	158	
21-Jan-2014	51	0.630	0.909	4.40	46.1	167	
		0.716	0.842	4.33	48.1	174	
21-Jan-2014	52	0.668	0.890	4.02	43.4	154	467
		0.711	~0.967	3.96	45.5	151	461
							500
22-Jan-2014	50	0.680	0.890	4.26	46.0	155	
		0.683	0.842	4.15	43.1	163	
27-Jan-2014	58	0.767	0.888	4.17	46.0	160	
		0.771	0.805	4.30	47.7	160	

3-HPMA, HBMA, and CEMA in Human Urine
Celerion Study AA99071-03

Assay Date	Run ID	QCA 0.722 ng/mL	QC S 0.828 ng/mL	QCB 3 98 ng/mL	QCC 45.0 ng/mL	QCD 162 ng/mL	QC E DF100 525 ng/mL
28-Jan-2014	59	0.713	0.794	4.35	45.6	162	
		0.656	0.907	4.06	46.6	160	
30-Jan-2014	56	0.779	0.767	4.24	43.1	159	
		0.806	0.908	4.26	44.4	164	
Mean		0.693	0.860	5.08	44.2	159	476
S.D.		0.0582	0.0556	6.20	2.02	6.64	21.0
%CV		8.4	6.5	122.0	4.6	4.2	4.4
%Theoretical		96.0	103.9	127.6	98.2	98.1	90.7
%Bias		-4.0	3.9	27.6	-1.8	-1.9	-9.3
n		41	42	42	42	42	3

Reason Deactivated
* ISP
~ > 15%Bias

Table 5 Back-calculated Calibration Standard Concentrations for 3-HPMA

Assay Date	Run ID	STD B 20.0 ng/mL	STD C 30.0 ng/mL	STD D 60.0 ng/mL	STD E 100 ng/mL	STD F 200 ng/mL	STD G 500 ng/mL	STD H 1500 ng/mL	STD I 3800 ng/mL	STD J 4500 ng/mL	STD K 5000 ng/mL
10-Dec-2013	28	21.3	29.0	55.0	92.7	193	507	1560	3860	4590	5330
13-Dec-2013	29	19.5	32.7	56.9	94.4	184	512	1550	3930	4660	4970
14-Dec-2013	30	20.6	30.1	56.1	96.5	201	465	1570	3870	4670	5170
10-Jan-2014	35	21.2	29.4	56.2	85.5	204	513	1610	3660	4530	5390
14-Jan-2014	37	22.1	26.9	55.2	96.7	190	507	1620	4070	4510	4950
14-Jan-2014	38	20.7	28.6	63.0	90.6	191	510	1500	4040	4570	5000
15-Jan-2014	39	21.6	28.5	54.7	92.8	193	513	1570	3950	4590	5200
15-Jan-2014	41	21.1	28.3	56.9	107	176	473	1580	3900	4500	5410
16-Jan-2014	40	20.7	29.0	60.9	92.4	187	507	1570	3880	4580	5120
16-Jan-2014	43	22.1	27.9	53.6	90.9	183	505	1620	4010	4700	5290
16-Jan-2014	45	21.2	29.5	54.8	91.0	196	506	1580	3940	4600	5140
17-Jan-2014	44	21.1	*22.9	53.6	88.6	197	512	1640	3820	4560	5220
17-Jan-2014	46	21.2	28.9	55.7	96.0	189	495	1520	4080	4800	4990

3-HPMA, HBMA, and CEMA in Human Urine
Celerion Study AA99071-03

Assay Date	Run ID	STD B 20.0 ng/mL	STD C 30.0 ng/mL	STD D 60.0 ng/mL	STD E 100 ng/mL	STD F 200 ng/mL	STD G 500 ng/mL	STD H 1500 ng/mL	STD I 3800 ng/mL	STD J 4500 ng/mL	STD K 5000 ng/mL
17-Jan-2014	47	20.5	29.9	57.8	98.0	187	497	1560	3880	4540	5160
17-Jan-2014	48	19.9	33.0	52.6	90.7	195	489	1670	3900	4540	5090
20-Jan-2014	49	21.7	26.8	59.1	96.2	191	507	1560	3740	4730	5140
21-Jan-2014	51	19.2	32.2	61.2	92.8	191	512	1570	3810	4380	5070
21-Jan-2014	52	21.4	28.0	57.8	97.0	177	512	1580	3950	4660	5120
22-Jan-2014	50	19.6	32.4	*48.6	85.8	184	492	1650	4020	4610	4970
27-Jan-2014	58	19.1	32.1	60.9	94.7	203	500	1480	3880	4630	4790
28-Jan-2014	59	20.0	30.7	59.4	92.6	208	498	1470	3810	4550	5170
30-Jan-2014	56	21.1	28.7	54.5	*83.5	204	502	1480	3750	4520	5400
Mean		20.8	29.6	56.9	93.5	192	502	1570	3900	4590	5140
S.D.		0.882	1.87	2.87	4.64	8.60	12.7	54.5	108	89.7	160
%CV		4.2	6.3	5.0	5.0	4.5	2.5	3.5	2.8	2.0	3.1
%Bias		4.0	-1.3	-5.2	-6.5	-4.0	0.4	4.7	2.6	2.0	2.8
n		22	21	21	21	22	22	22	22	22	22

Reason Deactivated
* Rejected

Table 6 Back-calculated Calibration Standard Concentrations for HBMA

Assay Date	Run ID	STD B 20.0 ng/mL	STD C 30.0 ng/mL	STD D 60.0 ng/mL	STD E 100 ng/mL	STD F 200 ng/mL	STD G 500 ng/mL	STD H 1500 ng/mL	STD I 3800 ng/mL	STD J 4500 ng/mL	STD K 5000 ng/mL
10-Dec-2013	28	21.7	26.8	59.4	93.4	200	513	1530	3750	4580	5210
13-Dec-2013	29	18.7	33.8	59.5	94.1	189	505	1480	3960	4630	4970
14-Dec-2013	30	21.2	28.6	59.5	89.6	194	468	1630	3830	4630	5340
10-Jan-2014	35	19.4	32.8	58.1	86.2	211	501	1570	3870	4340	5110
14-Jan-2014	38	21.2	28.5	58.2	89.6	207	506	1550	3970	4490	5010
15-Jan-2014	39	20.4	28.9	61.0	100	194	505	1510	3800	4590	4960
15-Jan-2014	41	19.9	29.7	63.2	103	175	493	1490	3920	4480	5230
16-Jan-2014	40	21.4	27.2	61.1	94.9	195	511	1500	3900	4530	5150
16-Jan-2014	43	20.7	*20.5	56.4	98.3	178	478	1670	3920	4560	5190
16-Jan-2014	45	18.2	34.1	59.1	105	194	446	1570	3750	4510	5130
17-Jan-2014	44	21.0	28.0	*49.8	98.3	197	515	1570	3810	4410	4960
17-Jan-2014	46	18.7	33.2	60.8	95.3	202	489	1500	4020	4380	4900
17-Jan-2014	47	19.3	30.0	68.6	97.8	189	504	1460	3910	4400	4940

3-HPMA, HBMA, and CEMA in Human Urine
Celerion Study AA99071-03

Assay Date	Run ID	STD B 20.0 ng/mL	STD C 30.0 ng/mL	STD D 60.0 ng/mL	STD E 100 ng/mL	STD F 200 ng/mL	STD G 500 ng/mL	STD H 1500 ng/mL	STD I 3800 ng/mL	STD J 4500 ng/mL	STD K 5000 ng/mL
20-Jan-2014	49	21.6	27.4	56.4	97.5	201	509	1580	3790	4560	5010
21-Jan-2014	51	20.1	30.6	*45.4	91.9	195	507	1590	3750	4510	5090
21-Jan-2014	52	18.7	33.8	58.9	95.5	193	493	1520	3810	4650	4990
22-Jan-2014	50	22.3	25.7	59.0	97.6	177	501	1580	4080	4740	5000
22-Jan-2014	53	18.7	34.0	57.8	92.9	209	487	1560	3820	4450	4950
23-Jan-2014	55	19.0	29.8	67.9	108	192	453	1540	3640	4490	4990
27-Jan-2014	58	20.0	32.3	52.5	95.2	193	507	1530	3930	4750	5010
28-Jan-2014	59	19.9	30.7	58.8	96.9	200	492	1520	3810	4600	5050
30-Jan-2014	56	20.4	29.8	59.9	92.8	201	492	1540	3710	4560	5290
Mean		20.1	30.3	59.8	96.1	195	494	1550	3850	4540	5070
S.D.		1.17	2.62	3.61	5.06	9.45	18.6	49.3	106	107	123
%CV		5.8	8.6	6.0	5.3	4.8	3.8	3.2	2.8	2.4	2.4
%Bias		0.5	1.0	-0.3	-3.9	-2.5	-1.2	3.3	1.3	0.9	1.4
n		22	21	20	22	22	22	22	22	22	22

Reason Deactivated
* Rejected

Table 7 Back-calculated Calibration Standard Concentrations for CEMA

Assay Date	Run ID	STD B 0.275 ng/mL	STD C 0.415 ng/mL	STD D 0.828 ng/mL	STD E 2.75 ng/mL	STD F 6.90 ng/mL	STD G 20.7 ng/mL	STD H 41.5 ng/mL	STD I 104 ng/mL	STD J 186 ng/mL	STD K 207 ng/mL
13-Dec-2013	29	0.257	0.443	0.887	2.75	6.59	19.1	40.7	106	192	210
14-Dec-2013	30	0.274	0.409	0.855	2.80	6.93	19.2	40.8	104	186	217
10-Jan-2014	35	0.281	0.392	0.865	2.72	6.93	21.7	40.8	106	176	207
14-Jan-2014	37	0.277	0.401	0.851	2.97	7.00	19.4	42.0	107	183	197
14-Jan-2014	38	0.264	0.442	*1.02	2.70	6.93	20.0	39.2	109	196	203
15-Jan-2014	39	0.286	0.397	0.810	2.62	7.36	20.1	40.4	105	189	214
15-Jan-2014	41	0.275	0.401	0.886	2.79	6.31	20.5	41.5	98.8	191	221
16-Jan-2014	40	0.275	*0.533	0.823	2.83	6.96	19.8	41.4	109	183	203
16-Jan-2014	43	0.263	0.457	0.764	2.78	7.00	19.5	40.0	104	197	213
16-Jan-2014	45	0.271	0.425	0.842	2.61	6.56	20.7	41.7	109	185	212
17-Jan-2014	44	0.270	*0.505	0.895	2.59	6.62	20.0	43.6	102	181	220
17-Jan-2014	46	0.253	0.470	0.808	2.77	7.27	19.9	38.1	109	181	211
17-Jan-2014	47	0.262	0.438	0.860	2.77	6.68	20.4	39.7	109	184	207

3-HPMA, HBMA, and CEMA in Human Urine
Celerion Study AA99071-03

Assay Date	Run ID	STD B 0.275 ng/mL	STD C 0.415 ng/mL	STD D 0.828 ng/mL	STD E 2.75 ng/mL	STD F 6.90 ng/mL	STD G 20.7 ng/mL	STD H 41.5 ng/mL	STD I 104 ng/mL	STD J 186 ng/mL	STD K 207 ng/mL
17-Jan-2014	48	0.286	0.384	0.853	2.80	6.89	20.3	41.5	100	192	209
20-Jan-2014	49	0.257	0.448	0.875	2.65	6.39	21.3	40.4	103	190	212
21-Jan-2014	51	0.263	0.428	0.902	2.62	6.63	20.7	41.2	102	187	213
21-Jan-2014	52	0.258	0.457	0.836	2.61	6.50	20.4	40.6	105	204	205
22-Jan-2014	50	0.271	0.425	0.842	2.60	6.84	20.3	42.3	105	194	203
27-Jan-2014	58	0.270	0.420	0.855	2.65	7.39	19.9	40.1	108	190	197
28-Jan-2014	59	0.269	0.422	0.850	2.82	6.94	20.0	39.1	102	192	213
30-Jan-2014	56	0.267	0.430	0.844	2.71	7.11	20.5	38.8	103	189	212
Mean		0.269	0.426	0.850	2.72	6.85	20.2	40.7	105	189	209
S.D.		0.00924	0.0240	0.0326	0.0994	0.299	0.634	1.28	3 13	6.39	6.52
%CV		3.4	5.6	3.8	3.7	4.4	3.1	3.1	3.0	3.4	3.1
%Bias		-2.2	2.7	2.7	-1.1	-0.7	-2.4	-1.9	1.0	1.6	1.0
n		21	19	20	21	21	21	21	21	21	21

Reason Deactivated
* Rejected

Table 8 Standard Curve Parameters for 3-HPMA

Assay Date	Run ID	Slope	Intercept	R-Squared
10-Dec-2013	28	0.00146369334	-0.00258931322	0.9960
13-Dec-2013	29	0.00150018879	-0.00294124708	0.9961
14-Dec-2013	30	0.00147034465	-0.00533503560	0.9976
10-Jan-2014	35	0.000543071091	0.000470504778	0.9934
14-Jan-2014	37	0.000539822789	-0.000527469117	0.9934
14-Jan-2014	38	0.000521608629	0.000656405265	0.9968
15-Jan-2014	39	0.00152587057	0.00143399622	0.9955
15-Jan-2014	41	0.000541400814	0.000379118765	0.9938
16-Jan-2014	40	0.00152789641	0.00176676712	0.9974
16-Jan-2014	43	0.000541549271	0.000949512214	0.9913
16-Jan-2014	45	0.00148400582	0.00206490735	0.9961
17-Jan-2014	44	0.000559417107	-0.000584038273	0.9940
17-Jan-2014	46	0.00144634864	-0.00203530881	0.9961
17-Jan-2014	47	0.000542265743	0.000598518249	0.9985
17-Jan-2014	48	0.00150621076	-0.00573058362	0.9926
20-Jan-2014	49	0.000534763910	-0.00111946889	0.9957
21-Jan-2014	51	0.000529487940	-0.000214601246	0.9972
21-Jan-2014	52	0.000553732057	-0.00175912164	0.9951
22-Jan-2014	50	0.000528282169	-0.000406359533	0.9925
27-Jan-2014	58	0.000536927969	-0.00204200603	0.9980
28-Jan-2014	59	0.000528667175	-0.00133146543	0.9986
30-Jan-2014	56	0.000508500399	-0.00000519639707	0.9966
Mean		0.000883366184	-0.000831885678	0.9956
S.D.		0.000470222438	0.00204931668	0.0021
%CV		53.2	-246.3	0.2
n		22	22	22

Table 9 Standard Curve Parameters for HBMA

Assay Date	Run ID	Slope	Intercept	R-Squared
10-Dec-2013	28	0.00241440024	-0.00214027458	0.9959
13-Dec-2013	29	0.00240703505	0.00276579011	0.9955
14-Dec-2013	30	0.00235222500	0.00654866854	0.9947
10-Jan-2014	35	0.000696294383	0.00165313318	0.9944
14-Jan-2014	38	0.000663220384	0.00148531272	0.9966
15-Jan-2014	39	0.00256115782	-0.000321495950	0.9995
15-Jan-2014	41	0.000680002033	0.000772165889	0.9965
16-Jan-2014	40	0.00248542667	0.00404824962	0.9971
16-Jan-2014	43	0.000678281137	0.00349587927	0.9948
16-Jan-2014	45	0.00246268649	0.00352930681	0.9933
17-Jan-2014	44	0.000703677309	0.00176687963	0.9983
17-Jan-2014	46	0.00243449059	0.00137370449	0.9965
17-Jan-2014	47	0.000700114587	-0.000489366900	0.9957
20-Jan-2014	49	0.000667246108	0.000393147300	0.9968
21-Jan-2014	51	0.000653349239	0.00334569667	0.9981
21-Jan-2014	52	0.000710129578	0.00170158979	0.9961
22-Jan-2014	50	0.000643135858	0.00273793904	0.9910
22-Jan-2014	53	0.000679705155	0.00176039864	0.9949
23-Jan-2014	55	0.000664540118	-0.00181092100	0.9940
27-Jan-2014	58	0.000637100705	0.000647036764	0.9953
28-Jan-2014	59	0.000643636592	0.000169685195	0.9996
30-Jan-2014	56	0.000638413944	0.00150630886	0.9984
Mean		0.00123528495	0.00158812882	0.9960
S.D.		0.000847065943	0.00198104587	0.0020
%CV		68.6	124.7	0.2
n		22	22	22

Table 10 Standard Curve Parameters for CEMA

Assay Date	Run ID	Slope	Intercept	R-Squared
13-Dec-2013	29	0.142619035	0.00664943398	0.9966
14-Dec-2013	30	0.136850052	0.00973398653	0.9987
10-Jan-2014	35	0.131978191	0.00259944272	0.9983
14-Jan-2014	37	0.127418158	0.0157092318	0.9977
14-Jan-2014	38	0.128777384	0.00244952188	0.9977
15-Jan-2014	39	0.135120586	0.00780291612	0.9981
15-Jan-2014	41	0.132443264	0.0129145924	0.9970
16-Jan-2014	40	0.137162228	-0.00291386518	0.9992
16-Jan-2014	43	0.131550941	0.00813064045	0.9961
16-Jan-2014	45	0.135902654	0.00400469320	0.9987
17-Jan-2014	44	0.135396936	0.000896362483	0.9971
17-Jan-2014	46	0.132591895	0.00752507144	0.9945
17-Jan-2014	47	0.129900132	0.00598163271	0.9982
17-Jan-2014	48	0.132651217	0.00749454884	0.9984
20-Jan-2014	49	0.127451860	0.00857146054	0.9967
21-Jan-2014	51	0.124029962	0.00991765887	0.9977
21-Jan-2014	52	0.133107573	0.00343868626	0.9957
22-Jan-2014	50	0.131521712	0.00672577010	0.9989
27-Jan-2014	58	0.128610458	0.00338657164	0.9979
28-Jan-2014	59	0.129984465	0.00775539156	0.9987
30-Jan-2014	56	0.132296957	0.00535193731	0.9987
Mean		0.132255508	0.00638693741	0.9976
S.D.		0.00410082681	0.00411512464	0.0012
%CV		3.1	64.4	0.1
n		21	21	21

3-HPMA, HBMA, and CEMA in Human Urine
Celerion Study AA99071-03

Table 11 Study Sample Concentrations for 3-HPMA

Custom ID	Run ID	Subject	Start Day Nominal	Day Nominal	Concentration (ng/mL)	Split	Sample Condition	Sample Comments	Analyte
05111470000337		0211	-1	0	.	1	Other	Analysis not required	3-HPMA
05111470000338		0211	0	1	.	1	Other	Analysis not required	3-HPMA
05111470000421		0242	-1	0	.	1	Other	Analysis not required	3-HPMA
05111470000422		0242	0	1	.	1	Other	Analysis not required	3-HPMA
05111470000435		0245	-1	0	.	1	Other	Analysis not required	3-HPMA
05111470000436		0245	0	1	.	1	Other	Analysis not required	3-HPMA
05111470000442		0247	-1	0	.	1	Other	Analysis not required	3-HPMA
05111470000443		0247	0	1	.	1	Other	Analysis not required	3-HPMA
05111470000512		0269	-1	0	.	1	Other	Analysis not required	3-HPMA
05111470000513		0269	0	1	.	1	Other	Analysis not required	3-HPMA
05111470000596		0288	-1	0	.	1	Other	Analysis not required	3-HPMA
05111470000597		0288	0	1	.	1	Other	Analysis not required	3-HPMA
05111470000638		0299	-1	0	.	1	Other	Analysis not required	3-HPMA
05111470000639		0299	0	1	.	1	Other	Analysis not required	3-HPMA
05111470000680		0309	-1	0	.	1	Other	Analysis not required	3-HPMA
05111470000681		0309	0	1	.	1	Other	Analysis not required	3-HPMA
05111470000687		0312	-1	0	.	1	Other	Analysis not required	3-HPMA
05111470000688		0312	0	1	.	1	Other	Analysis not required	3-HPMA
05111470001121	28	0008	-1	0	941	2	OK		3-HPMA
05111470001122	28	0008	0	1	976	2	OK		3-HPMA
05111470001123	28	0008	1	2	440	2	OK		3-HPMA
05111470001124	28	0008	2	3	201	2	OK		3-HPMA
05111470001125	28	0008	3	4	379	2	OK		3-HPMA
05111470001126	28	0008	4	5	241	2	OK		3-HPMA
05111470001127	28	0008	5	6	212	2	OK		3-HPMA

3-HPMA, HBMA, and CEMA in Human Urine
Celerion Study AA99071-03

Custom ID	Run ID	Subject	Start Day Nominal	Day Nominal	Concentration (ng/mL)	Split	Sample Condition	Sample Comments	Analyte
05111470001128	28	0010	-1	0	679	2	OK		3-HPMA
05111470001129	28	0010	0	1	255	2	OK		3-HPMA
05111470001130	28	0010	1	2	239	2	OK		3-HPMA
05111470001131	28	0010	2	3	159	2	OK		3-HPMA
05111470001132	28	0010	3	4	142	2	OK		3-HPMA
05111470001133	28	0010	4	5	137	2	OK		3-HPMA
05111470001134	28	0010	5	6	121	2	OK		3-HPMA
05111470001135	28	0011	-1	0	535	2	OK		3-HPMA
05111470001136	28	0011	0	1	707	2	OK		3-HPMA
05111470001137	28	0011	1	2	379	2	OK		3-HPMA
05111470001138	28	0011	2	3	195	2	OK		3-HPMA
05111470001139	28	0011	3	4	284	2	OK		3-HPMA
05111470001140	28	0011	4	5	206	2	OK		3-HPMA
05111470001141	28	0011	5	6	269	2	OK		3-HPMA
05111470001142	28	0014	-1	0	686	2	OK		3-HPMA
05111470001143	28	0014	0	1	1120	2	OK		3-HPMA
05111470001144	28	0014	1	2	517	2	OK		3-HPMA
05111470001145	28	0014	2	3	302	2	OK		3-HPMA
05111470001146	28	0014	3	4	339	2	OK		3-HPMA
05111470001147	28	0014	4	5	207	2	OK		3-HPMA
05111470001148	28	0014	5	6	414	2	OK		3-HPMA
05111470001149	28	0015	-1	0	781	2	OK		3-HPMA
05111470001150	28	0015	0	1	512	2	OK		3-HPMA
05111470001151	28	0015	1	2	215	2	OK		3-HPMA
05111470001152	28	0015	2	3	185	2	OK		3-HPMA
05111470001153	28	0015	3	4	167	2	OK		3-HPMA
05111470001154	28	0015	4	5	149	2	OK		3-HPMA
05111470001155	28	0015	5	6	140	2	OK		3-HPMA

3-HPMA, HBMA, and CEMA in Human Urine
Celerion Study AA99071-03

Custom ID	Run ID	Subject	Start Day Nominal	Day Nominal	Concentration (ng/mL)	Split	Sample Condition	Sample Comments	Analyte
05111470001156	29	0016	-1	0	766	2	OK		3-HPMA
05111470001157	29	0016	0	1	349	2	OK		3-HPMA
05111470001158	29	0016	1	2	271	2	OK		3-HPMA
05111470001159	29	0016	2	3	228	2	OK		3-HPMA
05111470001160	29	0016	3	4	300	2	OK		3-HPMA
05111470001161	29	0016	4	5	315	2	OK		3-HPMA
05111470001162		0016	5	6	312	2	OK		3-HPMA
05111470001163	29	0017	-1	0	465	2	OK		3-HPMA
05111470001164	29	0017	0	1	382	2	OK		3-HPMA
05111470001165	29	0017	1	2	294	2	OK		3-HPMA
05111470001166	29	0017	2	3	237	2	OK		3-HPMA
05111470001167	29	0017	3	4	190	2	OK		3-HPMA
05111470001168	29	0017	4	5	123	2	OK		3-HPMA
05111470001169	29	0017	5	6	183	2	OK		3-HPMA
05111470001170	29	0020	-1	0	592	2	OK		3-HPMA
05111470001171	29	0020	0	1	569	2	OK		3-HPMA
05111470001172	29	0020	1	2	197	2	OK		3-HPMA
05111470001173	29	0020	2	3	172	2	OK		3-HPMA
05111470001174	29	0020	3	4	185	2	OK		3-HPMA
05111470001175	29	0020	4	5	180	2	OK		3-HPMA
05111470001176	29	0020	5	6	88.0	2	OK		3-HPMA
05111470001177	29	0022	-1	0	1030	2	OK		3-HPMA
05111470001178	29	0022	0	1	1460	2	OK		3-HPMA
05111470001179	29	0022	1	2	327	2	OK		3-HPMA
05111470001180	29	0022	2	3	197	2	OK		3-HPMA
05111470001181	29	0022	3	4	193	2	OK		3-HPMA
05111470001182	29	0022	4	5	226	2	OK		3-HPMA
05111470001183	29	0022	5	6	314	2	OK		3-HPMA

3-HPMA, HBMA, and CEMA in Human Urine
Celerion Study AA99071-03

Custom ID	Run ID	Subject	Start Day Nominal	Day Nominal	Concentration (ng/mL)	Split	Sample Condition	Sample Comments	Analyte
05111470001184	29	0023	-1	0	716	2	OK		3-HPMA
05111470001185	29	0023	0	1	661	2	OK		3-HPMA
05111470001186	29	0023	1	2	247	2	OK		3-HPMA
05111470001187	29	0023	2	3	113	2	OK		3-HPMA
05111470001188	29	0023	3	4	255	2	OK		3-HPMA
05111470001189	29	0023	4	5	140	2	OK		3-HPMA
05111470001190	29	0023	5	6	219	2	OK		3-HPMA
05111470001191	29	0025	-1	0	256	2	OK		3-HPMA
05111470001192	29	0025	0	1	332	2	OK		3-HPMA
05111470001193	29	0025	1	2	463	2	OK		3-HPMA
05111470001194	29	0025	2	3	382	2	OK		3-HPMA
05111470001195	29	0025	3	4	474	2	OK		3-HPMA
05111470001196	29	0025	4	5	356	2	OK		3-HPMA
05111470001197	29	0025	5	6	263	2	OK		3-HPMA
05111470001198	29	0028	-1	0	486	2	OK		3-HPMA
05111470001199	29	0028	0	1	450	2	OK		3-HPMA
05111470001200	29	0028	1	2	136	2	OK		3-HPMA
05111470001201	29	0028	2	3	177	2	OK		3-HPMA
05111470001202	29	0028	3	4	188	2	OK		3-HPMA
05111470001203	29	0028	4	5	135	2	OK		3-HPMA
05111470001204	29	0028	5	6	113	2	OK		3-HPMA
05111470001205	30	0029	-1	0	728	2	OK		3-HPMA
05111470001206	30	0029	0	1	337	2	OK		3-HPMA
05111470001207	30	0029	1	2	716	2	OK		3-HPMA
05111470001208	30	0029	2	3	655	2	OK		3-HPMA
05111470001209	30	0029	3	4	539	2	OK		3-HPMA
05111470001210	30	0029	4	5	599	2	OK		3-HPMA
05111470001211	30	0029	5	6	481	2	OK		3-HPMA

3-HPMA, HBMA, and CEMA in Human Urine
Celerion Study AA99071-03

Custom ID	Run ID	Subject	Start Day Nominal	Day Nominal	Concentration (ng/mL)	Split	Sample Condition	Sample Comments	Analyte
05111470001212	30	0030	-1	0	370	2	OK		3-HPMA
05111470001213	30	0030	0	1	371	2	OK		3-HPMA
05111470001214	30	0030	1	2	202	2	OK		3-HPMA
05111470001215	30	0030	2	3	87.2	2	OK		3-HPMA
05111470001216	30	0030	3	4	138	2	OK		3-HPMA
05111470001217	30	0030	4	5	139	2	OK		3-HPMA
05111470001218	30	0030	5	6	132	2	OK		3-HPMA
05111470001219	30	0031	-1	0	1040	2	OK		3-HPMA
05111470001220	30	0031	0	1	1880	2	OK		3-HPMA
05111470001221	30	0031	1	2	466	2	OK		3-HPMA
05111470001222	30	0031	2	3	336	2	OK		3-HPMA
05111470001223	30	0031	3	4	391	2	OK		3-HPMA
05111470001224	30	0031	4	5	235	2	OK		3-HPMA
05111470001225	30	0031	5	6	310	2	OK		3-HPMA
05111470001226	30	0034	-1	0	598	2	OK		3-HPMA
05111470001227	30	0034	0	1	538	2	OK		3-HPMA
05111470001228	30	0034	1	2	344	2	OK		3-HPMA
05111470001229	30	0034	2	3	236	2	OK		3-HPMA
05111470001230	30	0034	3	4	366	2	OK		3-HPMA
05111470001231	30	0034	4	5	321	2	OK		3-HPMA
05111470001232	30	0034	5	6	120	2	OK		3-HPMA
05111470001233	30	0035	-1	0	627	2	OK		3-HPMA
05111470001234	30	0035	0	1	636	2	OK		3-HPMA
05111470001235	30	0035	1	2	691	2	OK		3-HPMA
05111470001236	30	0035	2	3	449	2	OK		3-HPMA
05111470001237	30	0035	3	4	473	2	OK		3-HPMA
05111470001238	30	0035	4	5	556	2	OK		3-HPMA
05111470001239	30	0035	5	6	763	2	OK		3-HPMA

3-HPMA, HBMA, and CEMA in Human Urine
Celerion Study AA99071-03

Custom ID	Run ID	Subject	Start Day Nominal	Day Nominal	Concentration (ng/mL)	Split	Sample Condition	Sample Comments	Analyte
05111470001240	30	0038	-1	0	1010	2	OK		3-HPMA
05111470001241	30	0038	0	1	884	2	OK		3-HPMA
05111470001242	30	0038	1	2	442	2	OK		3-HPMA
05111470001243	30	0038	2	3	164	2	OK		3-HPMA
05111470001244		0038	3	4	323	2	OK		3-HPMA
05111470001245	30	0038	4	5	255	2	OK		3-HPMA
05111470001246	30	0038	5	6	397	2	OK		3-HPMA
05111470001247	30	0039	-1	0	586	2	OK		3-HPMA
05111470001248	30	0039	0	1	542	2	OK		3-HPMA
05111470001249	30	0039	1	2	432	2	OK		3-HPMA
05111470001250	30	0039	2	3	139	2	OK		3-HPMA
05111470001251	30	0039	3	4	305	2	OK		3-HPMA
05111470001252	30	0039	4	5	251	2	OK		3-HPMA
05111470001253	30	0039	5	6	238	2	OK		3-HPMA
05111470001254	51	0044	-1	0	264	2	OK		3-HPMA
05111470001255	51	0044	0	1	431	2	OK		3-HPMA
05111470001256	51	0044	1	2	385	2	OK		3-HPMA
05111470001257	51	0044	2	3	194	2	OK		3-HPMA
05111470001258	51	0044	3	4	241	2	OK		3-HPMA
05111470001259	51	0044	4	5	179	2	OK		3-HPMA
05111470001260	51	0044	5	6	213	2	OK		3-HPMA
05111470001261	51	0049	-1	0	788	2	OK		3-HPMA
05111470001262	51	0049	0	1	301	2	OK		3-HPMA
05111470001263	51	0049	1	2	368	2	OK		3-HPMA
05111470001264	51	0049	2	3	128	2	OK		3-HPMA
05111470001265	51	0049	3	4	401	2	OK		3-HPMA
05111470001266	51	0049	4	5	209	2	OK		3-HPMA
05111470001267	50	0049	5	6	162	2	OK		3-HPMA

3-HPMA, HBMA, and CEMA in Human Urine
Celerion Study AA99071-03

Custom ID	Run ID	Subject	Start Day Nominal	Day Nominal	Concentration (ng/mL)	Split	Sample Condition	Sample Comments	Analyte
05111470001268	51	0052	-1	0	666	2	OK		3-HPMA
05111470001269	51	0052	0	1	746	2	OK		3-HPMA
05111470001270	50	0052	1	2	316	2	OK		3-HPMA
05111470001271	51	0052	2	3	154	2	OK		3-HPMA
05111470001272	51	0052	3	4	182	2	OK		3-HPMA
05111470001273	51	0052	4	5	121	2	OK		3-HPMA
05111470001274	51	0052	5	6	159	2	OK		3-HPMA
05111470001275	51	0053	-1	0	756	2	OK		3-HPMA
05111470001276	51	0053	0	1	643	2	OK		3-HPMA
05111470001277	51	0053	1	2	651	2	OK		3-HPMA
05111470001278	51	0053	2	3	529	2	OK		3-HPMA
05111470001279	51	0053	3	4	638	2	OK		3-HPMA
05111470001280	51	0053	4	5	388	2	OK		3-HPMA
05111470001281	51	0053	5	6	546	2	OK		3-HPMA
05111470001282	51	0055	-1	0	425	2	OK		3-HPMA
05111470001283	51	0055	0	1	366	2	OK		3-HPMA
05111470001284	51	0055	1	2	342	2	OK		3-HPMA
05111470001285	51	0055	2	3	326	2	OK		3-HPMA
05111470001286	51	0055	3	4	239	2	OK		3-HPMA
05111470001287	51	0055	4	5	334	2	OK		3-HPMA
05111470001288	51	0055	5	6	437	2	OK		3-HPMA
05111470001289	51	0057	-1	0	295	2	OK		3-HPMA
05111470001290	51	0057	0	1	319	2	OK		3-HPMA
05111470001291	51	0057	1	2	455	2	OK		3-HPMA
05111470001292	51	0057	2	3	178	2	OK		3-HPMA
05111470001293	51	0057	3	4	314	2	OK		3-HPMA
05111470001294	51	0057	4	5	218	2	OK		3-HPMA
05111470001295	51	0057	5	6	230	2	OK		3-HPMA

3-HPMA, HBMA, and CEMA in Human Urine
Celerion Study AA99071-03

Custom ID	Run ID	Subject	Start Day Nominal	Day Nominal	Concentration (ng/mL)	Split	Sample Condition	Sample Comments	Analyte
05111470001296	35	0060	-1	0	704	2	OK		3-HPMA
05111470001297	35	0060	0	1	623	2	OK		3-HPMA
05111470001298	35	0060	1	2	384	2	OK		3-HPMA
05111470001299	35	0060	2	3	354	2	OK		3-HPMA
05111470001300	35	0060	3	4	382	2	OK		3-HPMA
05111470001301	35	0060	4	5	354	2	OK		3-HPMA
05111470001302	35	0060	5	6	324	2	OK		3-HPMA
05111470001303	35	0062	-1	0	294	2	OK		3-HPMA
05111470001304	35	0062	0	1	424	2	OK		3-HPMA
05111470001305	35	0062	1	2	174	2	OK		3-HPMA
05111470001306	35	0062	2	3	130	2	OK		3-HPMA
05111470001307	35	0062	3	4	111	2	OK		3-HPMA
05111470001308	35	0062	4	5	68.8	2	OK		3-HPMA
05111470001309	35	0062	5	6	68.6	2	OK		3-HPMA
05111470001310	35	0064	-1	0	387	2	OK		3-HPMA
05111470001311	35	0064	0	1	656	2	OK		3-HPMA
05111470001312	35	0064	1	2	452	2	OK		3-HPMA
05111470001313	35	0064	2	3	322	2	OK		3-HPMA
05111470001314	35	0064	3	4	583	2	OK		3-HPMA
05111470001315	35	0064	4	5	313	2	OK		3-HPMA
05111470001316	35	0064	5	6	642	2	OK		3-HPMA
05111470001317	59	0183	-1	0	442	2	OK		3-HPMA
05111470001318	59	0183	0	1	387	2	OK		3-HPMA
05111470001319	59	0183	1	2	219	2	OK		3-HPMA
05111470001320	59	0183	2	3	172	2	OK		3-HPMA
05111470001321	59	0183	3	4	188	2	OK		3-HPMA
05111470001322	59	0183	4	5	103	2	OK		3-HPMA
05111470001323	59	0183	5	6	177	2	OK		3-HPMA

3-HPMA, HBMA, and CEMA in Human Urine
Celerion Study AA99071-03

Custom ID	Run ID	Subject	Start Day Nominal	Day Nominal	Concentration (ng/mL)	Split	Sample Condition	Sample Comments	Analyte
05111470001324	59	0185	-1	0	1570	2	OK		3-HPMA
05111470001325	59	0185	0	1	740	2	OK		3-HPMA
05111470001326	59	0185	1	2	395	2	OK		3-HPMA
05111470001327	59	0185	2	3	165	2	OK		3-HPMA
05111470001328	59	0185	3	4	202	2	OK		3-HPMA
05111470001329	59	0185	4	5	95.6	2	OK		3-HPMA
05111470001330	59	0185	5	6	227	2	OK		3-HPMA
05111470001331	59	0187	-1	0	712	2	OK		3-HPMA
05111470001332	59	0187	0	1	410	2	OK		3-HPMA
05111470001333	59	0187	1	2	505	2	OK		3-HPMA
05111470001334	59	0187	2	3	637	2	OK		3-HPMA
05111470001335	59	0187	3	4	1070	2	OK		3-HPMA
05111470001336	59	0187	4	5	565	2	OK		3-HPMA
05111470001337	59	0187	5	6	399	2	OK		3-HPMA
05111470001338	56	0190	-1	0	506	2	OK		3-HPMA
05111470001339	56	0190	0	1	595	2	OK		3-HPMA
05111470001340	56	0190	1	2	412	2	OK		3-HPMA
05111470001341	41	0190	2	3	176	2	OK		3-HPMA
05111470001342	41	0190	3	4	262	2	OK		3-HPMA
05111470001343	50	0190	4	5	131	2	OK		3-HPMA
05111470001344	50	0190	5	6	269	2	OK		3-HPMA
05111470001345	59	0191	-1	0	261	2	OK		3-HPMA
05111470001346	59	0191	0	1	377	2	OK		3-HPMA
05111470001347	59	0191	1	2	353	2	OK		3-HPMA
05111470001348	59	0191	2	3	320	2	OK		3-HPMA
05111470001349	59	0191	3	4	489	2	OK		3-HPMA
05111470001350	59	0191	4	5	275	2	OK		3-HPMA
05111470001351	59	0191	5	6	262	2	OK		3-HPMA

3-HPMA, HBMA, and CEMA in Human Urine
Celerion Study AA99071-03

Custom ID	Run ID	Subject	Start Day Nominal	Day Nominal	Concentration (ng/mL)	Split	Sample Condition	Sample Comments	Analyte
05111470001352	59	0192	-1	0	1080	2	OK		3-HPMA
05111470001353	59	0192	0	1	1210	2	OK		3-HPMA
05111470001354	59	0192	1	2	309	2	OK		3-HPMA
05111470001355	59	0192	2	3	341	2	OK		3-HPMA
05111470001356	59	0192	3	4	474	2	OK		3-HPMA
05111470001357	59	0192	4	5	207	2	OK		3-HPMA
05111470001358	59	0192	5	6	380	2	OK		3-HPMA
05111470001359	39	0134	-1	0	590	2	OK		3-HPMA
05111470001360	39	0134	0	1	769	2	OK		3-HPMA
05111470001361	39	0134	1	2	318	2	OK		3-HPMA
05111470001362	39	0134	2	3	190	2	OK		3-HPMA
05111470001363	39	0134	3	4	311	2	OK		3-HPMA
05111470001364	39	0134	4	5	192	2	OK		3-HPMA
05111470001365	39	0134	5	6	358	2	OK		3-HPMA
05111470001366	59	0181	-1	0	886	2	OK		3-HPMA
05111470001367	59	0181	0	1	1020	2	OK		3-HPMA
05111470001368	59	0181	1	2	429	2	OK		3-HPMA
05111470001369	59	0181	2	3	214	2	OK		3-HPMA
05111470001370	59	0181	3	4	378	2	OK		3-HPMA
05111470001371	59	0181	4	5	205	2	OK		3-HPMA
05111470001372	59	0181	5	6	210	2	OK		3-HPMA
05111470001373	59	0189	-1	0	415	2	OK		3-HPMA
05111470001374	59	0189	0	1	353	2	OK		3-HPMA
05111470001375	59	0189	1	2	184	2	OK		3-HPMA
05111470001376	59	0189	2	3	162	2	OK		3-HPMA
05111470001377	59	0189	3	4	218	2	OK		3-HPMA
05111470001378	59	0189	4	5	137	2	OK		3-HPMA
05111470001379	59	0189	5	6	232	2	OK		3-HPMA

3-HPMA, HBMA, and CEMA in Human Urine
Celerion Study AA99071-03

Custom ID	Run ID	Subject	Start Day Nominal	Day Nominal	Concentration (ng/mL)	Split	Sample Condition	Sample Comments	Analyte
05111470001380	59	0193	-1	0	387	2	OK		3-HPMA
05111470001381	59	0193	0	1	893	2	OK		3-HPMA
05111470001382	59	0193	1	2	283	2	OK		3-HPMA
05111470001383	59	0193	2	3	181	2	OK		3-HPMA
05111470001384	59	0193	3	4	316	2	OK		3-HPMA
05111470001385	59	0193	4	5	155	2	OK		3-HPMA
05111470001386	59	0193	5	6	229	2	OK		3-HPMA
05111470001387	43	0195	-1	0	252	2	OK		3-HPMA
05111470001388	43	0195	0	1	276	2	OK		3-HPMA
05111470001389	43	0195	1	2	311	2	OK		3-HPMA
05111470001390	43	0195	2	3	139	2	OK		3-HPMA
05111470001391	43	0195	3	4	252	2	OK		3-HPMA
05111470001392	43	0195	4	5	115	2	OK		3-HPMA
05111470001393	43	0195	5	6	44.3	2	OK		3-HPMA
05111470001394	43	0196	-1	0	96.0	2	OK		3-HPMA
05111470001395	43	0196	0	1	153	2	OK		3-HPMA
05111470001396	43	0196	1	2	209	2	OK		3-HPMA
05111470001397	43	0196	2	3	74.4	2	OK		3-HPMA
05111470001398	43	0196	3	4	143	2	OK		3-HPMA
05111470001399	43	0196	4	5	96.1	2	OK		3-HPMA
05111470001400	43	0196	5	6	70.8	2	OK		3-HPMA
05111470001401	43	0197	-1	0	417	2	OK		3-HPMA
05111470001402	43	0197	0	1	1110	2	OK		3-HPMA
05111470001403	43	0197	1	2	377	2	OK		3-HPMA
05111470001404	43	0197	2	3	179	2	OK		3-HPMA
05111470001405	43	0197	3	4	182	2	OK		3-HPMA
05111470001406	43	0197	4	5	113	2	OK		3-HPMA
05111470001407	43	0197	5	6	151	2	OK		3-HPMA

3-HPMA, HBMA, and CEMA in Human Urine
Celerion Study AA99071-03

Custom ID	Run ID	Subject	Start Day Nominal	Day Nominal	Concentration (ng/mL)	Split	Sample Condition	Sample Comments	Analyte
05111470001408	43	0198	-1	0	557	2	OK		3-HPMA
05111470001409	43	0198	0	1	1290	2	OK		3-HPMA
05111470001410	43	0198	1	2	960	2	OK		3-HPMA
05111470001411	43	0198	2	3	1430	2	OK		3-HPMA
05111470001412	43	0198	3	4	1340	2	OK		3-HPMA
05111470001413	43	0198	4	5	1160	2	OK		3-HPMA
05111470001414	43	0198	5	6	961	2	OK		3-HPMA
05111470001415	43	0200	-1	0	286	2	OK		3-HPMA
05111470001416	43	0200	0	1	481	2	OK		3-HPMA
05111470001417	43	0200	1	2	441	2	OK		3-HPMA
05111470001418	43	0200	2	3	303	2	OK		3-HPMA
05111470001419	43	0200	3	4	514	2	OK		3-HPMA
05111470001420	43	0200	4	5	347	2	OK		3-HPMA
05111470001421	43	0200	5	6	234	2	OK		3-HPMA
05111470001422	43	0202	-1	0	59.2	2	OK		3-HPMA
05111470001423	43	0202	0	1	68.8	2	OK		3-HPMA
05111470001424	43	0202	1	2	60.0	2	OK		3-HPMA
05111470001425	43	0202	2	3	38.1	2	OK		3-HPMA
05111470001426	43	0202	3	4	26.5	2	OK		3-HPMA
05111470001427	43	0202	4	5	21.4	2	OK		3-HPMA
05111470001428	43	0202	5	6	BLQ<(20.0)	2	OK		3-HPMA
05111470001429	43	0203	-1	0	332	2	OK		3-HPMA
05111470001430	43	0203	0	1	379	2	OK		3-HPMA
05111470001431	43	0203	1	2	195	2	OK		3-HPMA
05111470001432	43	0203	2	3	106	2	OK		3-HPMA
05111470001433	43	0203	3	4	159	2	OK		3-HPMA
05111470001434	43	0203	4	5	50.4	2	OK		3-HPMA
05111470001435	43	0203	5	6	87.3	2	OK		3-HPMA

3-HPMA, HBMA, and CEMA in Human Urine
Celerion Study AA99071-03

Custom ID	Run ID	Subject	Start Day Nominal	Day Nominal	Concentration (ng/mL)	Split	Sample Condition	Sample Comments	Analyte
05111470001436	43	0204	-1	0	144	2	OK		3-HPMA
05111470001437	43	0204	0	1	308	2	OK		3-HPMA
05111470001438	43	0204	1	2	371	2	OK		3-HPMA
05111470001439	43	0204	2	3	231	2	OK		3-HPMA
05111470001440	43	0204	3	4	496	2	OK		3-HPMA
05111470001441	43	0204	4	5	281	2	OK		3-HPMA
05111470001442	43	0204	5	6	277	2	OK		3-HPMA
05111470001443	44	0206	-1	0	524	2	OK		3-HPMA
05111470001444	44	0206	0	1	1040	2	OK		3-HPMA
05111470001445	44	0206	1	2	403	2	OK		3-HPMA
05111470001446	44	0206	2	3	263	2	OK		3-HPMA
05111470001447	44	0206	3	4	302	2	OK		3-HPMA
05111470001448	44	0206	4	5	169	2	OK		3-HPMA
05111470001449	44	0206	5	6	253	2	OK		3-HPMA
05111470001450	44	0210	-1	0	799	2	OK		3-HPMA
05111470001451	44	0210	0	1	661	2	OK		3-HPMA
05111470001452	44	0210	1	2	387	2	OK		3-HPMA
05111470001453	44	0210	2	3	202	2	OK		3-HPMA
05111470001454	44	0210	3	4	249	2	OK		3-HPMA
05111470001455	44	0210	4	5	200	2	OK		3-HPMA
05111470001456	44	0210	5	6	164	2	OK		3-HPMA
05111470001457		0211	-1	0	.	2	Other	Analysis not required	3-HPMA
05111470001458		0211	0	1	.	2	Other	Analysis not required	3-HPMA
05111470001464	44	0216	-1	0	617	2	OK		3-HPMA
05111470001465	44	0216	0	1	783	2	OK		3-HPMA
05111470001466	44	0216	1	2	315	2	OK		3-HPMA
05111470001467	44	0216	2	3	188	2	OK		3-HPMA
05111470001468	44	0216	3	4	238	2	OK		3-HPMA

3-HPMA, HBMA, and CEMA in Human Urine
Celerion Study AA99071-03

Custom ID	Run ID	Subject	Start Day Nominal	Day Nominal	Concentration (ng/mL)	Split	Sample Condition	Sample Comments	Analyte
05111470001469	44	0216	4	5	120	2	OK		3-HPMA
05111470001470	44	0216	5	6	144	2	OK		3-HPMA
05111470001471	44	0218	-1	0	362	2	OK		3-HPMA
05111470001472	44	0218	0	1	863	2	OK		3-HPMA
05111470001473	44	0218	1	2	251	2	OK		3-HPMA
05111470001474	44	0218	2	3	209	2	OK		3-HPMA
05111470001475	44	0218	3	4	320	2	OK		3-HPMA
05111470001476	44	0218	4	5	127	2	OK		3-HPMA
05111470001477	44	0218	5	6	187	2	OK		3-HPMA
05111470001478	44	0220	-1	0	275	2	OK		3-HPMA
05111470001479	44	0220	0	1	475	2	OK		3-HPMA
05111470001480	44	0220	1	2	165	2	OK		3-HPMA
05111470001481	44	0220	2	3	142	2	OK		3-HPMA
05111470001482	44	0220	3	4	169	2	OK		3-HPMA
05111470001483	44	0220	4	5	82.0	2	OK		3-HPMA
05111470001484	44	0220	5	6	34.1	2	OK		3-HPMA
05111470001485	44	0224	-1	0	357	2	OK		3-HPMA
05111470001486	44	0224	0	1	567	2	OK		3-HPMA
05111470001487	44	0224	1	2	547	2	OK		3-HPMA
05111470001488	44	0224	2	3	421	2	OK		3-HPMA
05111470001489	44	0224	3	4	552	2	OK		3-HPMA
05111470001490	44	0224	4	5	454	2	OK		3-HPMA
05111470001491	44	0224	5	6	308	2	OK		3-HPMA
05111470001492	44	0228	-1	0	421	2	OK		3-HPMA
05111470001493	44	0228	0	1	833	2	OK		3-HPMA
05111470001494	44	0228	1	2	306	2	OK		3-HPMA
05111470001495	44	0228	2	3	172	2	OK		3-HPMA
05111470001496	44	0228	3	4	351	2	OK		3-HPMA

3-HPMA, HBMA, and CEMA in Human Urine
Celerion Study AA99071-03

Custom ID	Run ID	Subject	Start Day Nominal	Day Nominal	Concentration (ng/mL)	Split	Sample Condition	Sample Comments	Analyte
05111470001497	44	0228	4	5	150	2	OK		3-HPMA
05111470001498	44	0228	5	6	127	2	OK		3-HPMA
05111470001499	44	0229	-1	0	255	2	OK		3-HPMA
05111470001500	44	0229	0	1	245	2	OK		3-HPMA
05111470001501	44	0229	1	2	564	2	OK		3-HPMA
05111470001502	44	0229	2	3	350	2	OK		3-HPMA
05111470001503	44	0229	3	4	542	2	OK		3-HPMA
05111470001504	44	0229	4	5	350	2	OK		3-HPMA
05111470001505	44	0229	5	6	274	2	OK		3-HPMA
05111470001506	45	0230	-1	0	296	2	OK		3-HPMA
05111470001507	45	0230	0	1	666	2	OK		3-HPMA
05111470001508	45	0230	1	2	506	2	OK		3-HPMA
05111470001509	45	0230	2	3	410	2	OK		3-HPMA
05111470001510	45	0230	3	4	514	2	OK		3-HPMA
05111470001511	45	0230	4	5	432	2	OK		3-HPMA
05111470001512	45	0230	5	6	470	2	OK		3-HPMA
05111470001513	45	0232	-1	0	203	2	OK		3-HPMA
05111470001514	45	0232	0	1	228	2	OK		3-HPMA
05111470001515	45	0232	1	2	172	2	OK		3-HPMA
05111470001516	45	0232	2	3	97.4	2	OK		3-HPMA
05111470001517	45	0232	3	4	199	2	OK		3-HPMA
05111470001518	45	0232	4	5	81.1	2	OK		3-HPMA
05111470001519	45	0232	5	6	87.5	2	OK		3-HPMA
05111470001520	45	0234	-1	0	478	2	OK		3-HPMA
05111470001521	45	0234	0	1	758	2	OK		3-HPMA
05111470001522	45	0234	1	2	369	2	OK		3-HPMA
05111470001523	45	0234	2	3	308	2	OK		3-HPMA
05111470001524	45	0234	3	4	349	2	OK		3-HPMA

3-HPMA, HBMA, and CEMA in Human Urine
Celerion Study AA99071-03

Custom ID	Run ID	Subject	Start Day Nominal	Day Nominal	Concentration (ng/mL)	Split	Sample Condition	Sample Comments	Analyte
05111470001525	45	0234	4	5	171	2	OK		3-HPMA
05111470001526	45	0234	5	6	183	2	OK		3-HPMA
05111470001527	45	0240	-1	0	721	2	OK		3-HPMA
05111470001528	45	0240	0	1	813	2	OK		3-HPMA
05111470001529	45	0240	1	2	209	2	OK		3-HPMA
05111470001530	45	0240	2	3	77.1	2	OK		3-HPMA
05111470001531	45	0240	3	4	155	2	OK		3-HPMA
05111470001532	45	0240	4	5	67.1	2	OK		3-HPMA
05111470001533	45	0240	5	6	121	2	OK		3-HPMA
05111470001534	45	0241	-1	0	853	2	OK		3-HPMA
05111470001535	45	0241	0	1	967	2	OK		3-HPMA
05111470001536	45	0241	1	2	283	2	OK		3-HPMA
05111470001537	45	0241	2	3	221	2	OK		3-HPMA
05111470001538	45	0241	3	4	328	2	OK		3-HPMA
05111470001539	45	0241	4	5	164	2	OK		3-HPMA
05111470001540	45	0241	5	6	271	2	OK		3-HPMA
05111470001541		0242	-1	0	.	2	Other	Analysis not required	3-HPMA
05111470001542		0242	0	1	.	2	Other	Analysis not required	3-HPMA
05111470001548	45	0244	-1	0	499	2	OK		3-HPMA
05111470001549	45	0244	0	1	446	2	OK		3-HPMA
05111470001550	45	0244	1	2	274	2	OK		3-HPMA
05111470001551	45	0244	2	3	200	2	OK		3-HPMA
05111470001552	45	0244	3	4	211	2	OK		3-HPMA
05111470001553	45	0244	4	5	172	2	OK		3-HPMA
05111470001554	45	0244	5	6	173	2	OK		3-HPMA
05111470001555		0245	-1	0	.	2	Other	Analysis not required	3-HPMA
05111470001556		0245	0	1	.	2	Other	Analysis not required	3-HPMA
05111470001562		0247	-1	0	.	2	Other	Analysis not required	3-HPMA

3-HPMA, HBMA, and CEMA in Human Urine
Celerion Study AA99071-03

Custom ID	Run ID	Subject	Start Day Nominal	Day Nominal	Concentration (ng/mL)	Split	Sample Condition	Sample Comments	Analyte
05111470001563		0247	0	1	.	2	Other	Analysis not required	3-HPMA
05111470001569	45	0249	-1	0	1580	2	OK		3-HPMA
05111470001570	45	0249	0	1	1650	2	OK		3-HPMA
05111470001571	45	0249	1	2	385	2	OK		3-HPMA
05111470001572	45	0249	2	3	167	2	OK		3-HPMA
05111470001573	45	0249	3	4	371	2	OK		3-HPMA
05111470001574	45	0249	4	5	111	2	OK		3-HPMA
05111470001575	45	0249	5	6	291	2	OK		3-HPMA
05111470001576	45	0251	-1	0	337	2	OK		3-HPMA
05111470001577	45	0251	0	1	281	2	OK		3-HPMA
05111470001578	45	0251	1	2	120	2	OK		3-HPMA
05111470001579	45	0251	2	3	66.3	2	OK		3-HPMA
05111470001580	45	0251	3	4	98.5	2	OK		3-HPMA
05111470001581	45	0251	4	5	59.1	2	OK		3-HPMA
05111470001582	45	0251	5	6	59.8	2	OK		3-HPMA
05111470001583	46	0252	-1	0	549	2	OK		3-HPMA
05111470001584	46	0252	0	1	695	2	OK		3-HPMA
05111470001585	46	0252	1	2	199	2	OK		3-HPMA
05111470001586	46	0252	2	3	132	2	OK		3-HPMA
05111470001587	46	0252	3	4	195	2	OK		3-HPMA
05111470001588	46	0252	4	5	97.0	2	OK		3-HPMA
05111470001589	46	0252	5	6	145	2	OK		3-HPMA
05111470001590	46	0255	-1	0	619	2	OK		3-HPMA
05111470001591	46	0255	0	1	800	2	OK		3-HPMA
05111470001592	46	0255	1	2	230	2	OK		3-HPMA
05111470001593	46	0255	2	3	199	2	OK		3-HPMA
05111470001594	46	0255	3	4	252	2	OK		3-HPMA
05111470001595	46	0255	4	5	207	2	OK		3-HPMA

3-HPMA, HBMA, and CEMA in Human Urine
Celerion Study AA99071-03

Custom ID	Run ID	Subject	Start Day Nominal	Day Nominal	Concentration (ng/mL)	Split	Sample Condition	Sample Comments	Analyte
05111470001596	46	0255	5	6	300	2	OK		3-HPMA
05111470001597	46	0256	-1	0	633	2	OK		3-HPMA
05111470001598	46	0256	0	1	1070	2	OK		3-HPMA
05111470001599	46	0256	1	2	497	2	OK		3-HPMA
05111470001600	46	0256	2	3	337	2	OK		3-HPMA
05111470001601	46	0256	3	4	435	2	OK		3-HPMA
05111470001602	46	0256	4	5	248	2	OK		3-HPMA
05111470001603	46	0256	5	6	392	2	OK		3-HPMA
05111470001604	46	0262	-1	0	421	2	OK		3-HPMA
05111470001605		0262	0	1	.	2	Other	Empty Tube	3-HPMA
05111470001606	46	0262	1	2	631	2	OK		3-HPMA
05111470001607	46	0262	2	3	530	2	OK		3-HPMA
05111470001608	46	0262	3	4	783	2	OK		3-HPMA
05111470001609	46	0262	4	5	562	2	OK		3-HPMA
05111470001610	46	0262	5	6	266	2	OK		3-HPMA
05111470001611	46	0264	-1	0	286	2	OK		3-HPMA
05111470001612	46	0264	0	1	352	2	OK		3-HPMA
05111470001613	46	0264	1	2	322	2	OK		3-HPMA
05111470001614	46	0264	2	3	189	2	OK		3-HPMA
05111470001615	46	0264	3	4	267	2	OK		3-HPMA
05111470001616	46	0264	4	5	120	2	OK		3-HPMA
05111470001617	46	0264	5	6	69.8	2	OK		3-HPMA
05111470001618	46	0265	-1	0	720	2	OK		3-HPMA
05111470001619	46	0265	0	1	995	2	OK		3-HPMA
05111470001620	46	0265	1	2	460	2	OK		3-HPMA
05111470001621	46	0265	2	3	179	2	OK		3-HPMA
05111470001622	46	0265	3	4	280	2	OK		3-HPMA
05111470001623	46	0265	4	5	139	2	OK		3-HPMA

3-HPMA, HBMA, and CEMA in Human Urine
Celerion Study AA99071-03

Custom ID	Run ID	Subject	Start Day Nominal	Day Nominal	Concentration (ng/mL)	Split	Sample Condition	Sample Comments	Analyte
05111470001624	46	0265	5	6	160	2	OK		3-HPMA
05111470001625	46	0266	-1	0	887	2	OK		3-HPMA
05111470001626	46	0266	0	1	874	2	OK		3-HPMA
05111470001627	46	0266	1	2	267	2	OK		3-HPMA
05111470001628	46	0266	2	3	117	2	OK		3-HPMA
05111470001629	46	0266	3	4	178	2	OK		3-HPMA
05111470001630	46	0266	4	5	133	2	OK		3-HPMA
05111470001631	46	0266	5	6	115	2	OK		3-HPMA
05111470001632		0269	-1	0	.	2	Other	Analysis not required	3-HPMA
05111470001633		0269	0	1	.	2	Other	Analysis not required	3-HPMA
05111470001639	46	0272	-1	0	832	2	OK		3-HPMA
05111470001640	46	0272	0	1	1020	2	OK		3-HPMA
05111470001641	46	0272	1	2	461	2	OK		3-HPMA
05111470001642	46	0272	2	3	549	2	OK		3-HPMA
05111470001643	46	0272	3	4	763	2	OK		3-HPMA
05111470001644	46	0272	4	5	297	2	OK		3-HPMA
05111470001645	46	0272	5	6	510	2	OK		3-HPMA
05111470001646	47	0273	-1	0	516	2	OK		3-HPMA
05111470001647	47	0273	0	1	776	2	OK		3-HPMA
05111470001648	47	0273	1	2	247	2	OK		3-HPMA
05111470001649	47	0273	2	3	102	2	OK		3-HPMA
05111470001650	47	0273	3	4	193	2	OK		3-HPMA
05111470001651	47	0273	4	5	96.2	2	OK		3-HPMA
05111470001652	47	0273	5	6	109	2	OK		3-HPMA
05111470001653	47	0276	-1	0	151	2	OK		3-HPMA
05111470001654	47	0276	0	1	211	2	OK		3-HPMA
05111470001655	47	0276	1	2	206	2	OK		3-HPMA
05111470001656	47	0276	2	3	134	2	OK		3-HPMA

3-HPMA, HBMA, and CEMA in Human Urine
Celerion Study AA99071-03

Custom ID	Run ID	Subject	Start Day Nominal	Day Nominal	Concentration (ng/mL)	Split	Sample Condition	Sample Comments	Analyte
05111470001657	47	0276	3	4	227	2	OK		3-HPMA
05111470001658	47	0276	4	5	220	2	OK		3-HPMA
05111470001659	47	0276	5	6	216	2	OK		3-HPMA
05111470001660	47	0277	-1	0	572	2	OK		3-HPMA
05111470001661	47	0277	0	1	789	2	OK		3-HPMA
05111470001662	47	0277	1	2	350	2	OK		3-HPMA
05111470001663	47	0277	2	3	291	2	OK		3-HPMA
05111470001664	47	0277	3	4	347	2	OK		3-HPMA
05111470001665	47	0277	4	5	199	2	OK		3-HPMA
05111470001666	47	0277	5	6	281	2	OK		3-HPMA
05111470001667	47	0278	-1	0	657	2	OK		3-HPMA
05111470001668	47	0278	0	1	649	2	OK		3-HPMA
05111470001669	47	0278	1	2	1040	2	OK		3-HPMA
05111470001670	47	0278	2	3	851	2	OK		3-HPMA
05111470001671	47	0278	3	4	917	2	OK		3-HPMA
05111470001672	50	0278	4	5	618	2	OK		3-HPMA
05111470001673	47	0278	5	6	691	2	OK		3-HPMA
05111470001674	47	0279	-1	0	987	2	OK		3-HPMA
05111470001675	47	0279	0	1	668	2	OK		3-HPMA
05111470001676	47	0279	1	2	532	2	OK		3-HPMA
05111470001677	47	0279	2	3	321	2	OK		3-HPMA
05111470001678	47	0279	3	4	544	2	OK		3-HPMA
05111470001679	47	0279	4	5	259	2	OK		3-HPMA
05111470001680	47	0279	5	6	295	2	OK		3-HPMA
05111470001681	50	0281	-1	0	792	2	OK		3-HPMA
05111470001682	50	0281	0	1	803	2	OK		3-HPMA
05111470001683	47	0281	1	2	406	2	OK		3-HPMA
05111470001684	47	0281	2	3	329	2	OK		3-HPMA

3-HPMA, HBMA, and CEMA in Human Urine
Celerion Study AA99071-03

Custom ID	Run ID	Subject	Start Day Nominal	Day Nominal	Concentration (ng/mL)	Split	Sample Condition	Sample Comments	Analyte
05111470001685	47	0281	3	4	573	2	OK		3-HPMA
05111470001686	47	0281	4	5	320	2	OK		3-HPMA
05111470001687	47	0281	5	6	386	2	OK		3-HPMA
05111470001688	47	0282	-1	0	433	2	OK		3-HPMA
05111470001689	47	0282	0	1	635	2	OK		3-HPMA
05111470001690	47	0282	1	2	206	2	OK		3-HPMA
05111470001691	47	0282	2	3	203	2	OK		3-HPMA
05111470001692	47	0282	3	4	269	2	OK		3-HPMA
05111470001693	47	0282	4	5	165	2	OK		3-HPMA
05111470001694	47	0282	5	6	101	2	OK		3-HPMA
05111470001695	47	0283	-1	0	325	2	OK		3-HPMA
05111470001696	47	0283	0	1	471	2	OK		3-HPMA
05111470001697	47	0283	1	2	498	2	OK		3-HPMA
05111470001698	47	0283	2	3	429	2	OK		3-HPMA
05111470001699	47	0283	3	4	506	2	OK		3-HPMA
05111470001700	47	0283	4	5	348	2	OK		3-HPMA
05111470001701	47	0283	5	6	255	2	OK		3-HPMA
05111470001702	48	0285	-1	0	527	2	OK		3-HPMA
05111470001703	48	0285	0	1	1070	2	OK		3-HPMA
05111470001704	48	0285	1	2	1320	2	OK		3-HPMA
05111470001705	48	0285	2	3	1200	2	OK		3-HPMA
05111470001706	48	0285	3	4	1060	2	OK		3-HPMA
05111470001707	48	0285	4	5	678	2	OK		3-HPMA
05111470001708	48	0285	5	6	1170	2	OK		3-HPMA
05111470001709	48	0287	-1	0	849	2	OK		3-HPMA
05111470001710	48	0287	0	1	973	2	OK		3-HPMA
05111470001711	48	0287	1	2	836	2	OK		3-HPMA
05111470001712	48	0287	2	3	230	2	OK		3-HPMA

3-HPMA, HBMA, and CEMA in Human Urine
Celerion Study AA99071-03

Custom ID	Run ID	Subject	Start Day Nominal	Day Nominal	Concentration (ng/mL)	Split	Sample Condition	Sample Comments	Analyte
05111470001713	48	0287	3	4	508	2	OK		3-HPMA
05111470001714	48	0287	4	5	321	2	OK		3-HPMA
05111470001715	48	0287	5	6	496	2	OK		3-HPMA
05111470001716		0288	-1	0	.	2	Other	Analysis not required	3-HPMA
05111470001717		0288	0	1	.	2	Other	Analysis not required	3-HPMA
05111470001723	48	0289	-1	0	629	2	OK		3-HPMA
05111470001724	48	0289	0	1	640	2	OK		3-HPMA
05111470001725	48	0289	1	2	332	2	OK		3-HPMA
05111470001726	48	0289	2	3	133	2	OK		3-HPMA
05111470001727	48	0289	3	4	283	2	OK		3-HPMA
05111470001728	48	0289	4	5	129	2	OK		3-HPMA
05111470001729	48	0289	5	6	189	2	OK		3-HPMA
05111470001730	48	0291	-1	0	677	2	OK		3-HPMA
05111470001731	48	0291	0	1	685	2	OK		3-HPMA
05111470001732	48	0291	1	2	236	2	OK		3-HPMA
05111470001733	48	0291	2	3	243	2	OK		3-HPMA
05111470001734	48	0291	3	4	309	2	OK		3-HPMA
05111470001735	48	0291	4	5	329	2	OK		3-HPMA
05111470001736	48	0291	5	6	169	2	OK		3-HPMA
05111470001737	48	0292	-1	0	480	2	OK		3-HPMA
05111470001738	48	0292	0	1	681	2	OK		3-HPMA
05111470001739	48	0292	1	2	397	2	OK		3-HPMA
05111470001740	48	0292	2	3	94.1	2	OK		3-HPMA
05111470001741	48	0292	3	4	336	2	OK		3-HPMA
05111470001742	48	0292	4	5	124	2	OK		3-HPMA
05111470001743	48	0292	5	6	132	2	OK		3-HPMA
05111470001744	48	0296	-1	0	563	2	OK		3-HPMA
05111470001745	48	0296	0	1	583	2	OK		3-HPMA

3-HPMA, HBMA, and CEMA in Human Urine
Celerion Study AA99071-03

Custom ID	Run ID	Subject	Start Day Nominal	Day Nominal	Concentration (ng/mL)	Split	Sample Condition	Sample Comments	Analyte
05111470001746	48	0296	1	2	355	2	OK		3-HPMA
05111470001747	48	0296	2	3	390	2	OK		3-HPMA
05111470001748	48	0296	3	4	429	2	OK		3-HPMA
05111470001749	48	0296	4	5	328	2	OK		3-HPMA
05111470001750	48	0296	5	6	362	2	OK		3-HPMA
05111470001751	48	0298	-1	0	417	2	OK		3-HPMA
05111470001752	48	0298	0	1	682	2	OK		3-HPMA
05111470001753	48	0298	1	2	915	2	OK		3-HPMA
05111470001754	48	0298	2	3	433	2	OK		3-HPMA
05111470001755	48	0298	3	4	477	2	OK		3-HPMA
05111470001756	48	0298	4	5	363	2	OK		3-HPMA
05111470001757	48	0298	5	6	553	2	OK		3-HPMA
05111470001758		0299	-1	0	.	2	Other	Analysis not required	3-HPMA
05111470001759		0299	0	1	.	2	Other	Analysis not required	3-HPMA
05111470001765	48	0300	-1	0	197	2	OK		3-HPMA
05111470001766	48	0300	0	1	185	2	OK		3-HPMA
05111470001767	48	0300	1	2	240	2	OK		3-HPMA
05111470001768	48	0300	2	3	75.2	2	OK		3-HPMA
05111470001769	48	0300	3	4	315	2	OK		3-HPMA
05111470001770	48	0300	4	5	143	2	OK		3-HPMA
05111470001771	48	0300	5	6	182	2	OK		3-HPMA
05111470001772	49	0301	-1	0	445	2	OK		3-HPMA
05111470001773	49	0301	0	1	778	2	OK		3-HPMA
05111470001774	49	0301	1	2	255	2	OK		3-HPMA
05111470001775	49	0301	2	3	177	2	OK		3-HPMA
05111470001776	49	0301	3	4	392	2	OK		3-HPMA
05111470001777	49	0301	4	5	231	2	OK		3-HPMA
05111470001778	49	0301	5	6	212	2	OK		3-HPMA

3-HPMA, HBMA, and CEMA in Human Urine
Celerion Study AA99071-03

Custom ID	Run ID	Subject	Start Day Nominal	Day Nominal	Concentration (ng/mL)	Split	Sample Condition	Sample Comments	Analyte
05111470001779	49	0306	-1	0	815	2	OK		3-HPMA
05111470001780	49	0306	0	1	1190	2	OK		3-HPMA
05111470001781	49	0306	1	2	417	2	OK		3-HPMA
05111470001782	49	0306	2	3	198	2	OK		3-HPMA
05111470001783	49	0306	3	4	338	2	OK		3-HPMA
05111470001784	49	0306	4	5	183	2	OK		3-HPMA
05111470001785	49	0306	5	6	246	2	OK		3-HPMA
05111470001786	49	0307	-1	0	714	2	OK		3-HPMA
05111470001787	49	0307	0	1	1060	2	OK		3-HPMA
05111470001788	49	0307	1	2	496	2	OK		3-HPMA
05111470001789	49	0307	2	3	415	2	OK		3-HPMA
05111470001790	49	0307	3	4	624	2	OK		3-HPMA
05111470001791	49	0307	4	5	340	2	OK		3-HPMA
05111470001792	49	0307	5	6	370	2	OK		3-HPMA
05111470001793	49	0308	-1	0	852	2	OK		3-HPMA
05111470001794	49	0308	0	1	1600	2	OK		3-HPMA
05111470001795	49	0308	1	2	493	2	OK		3-HPMA
05111470001796	49	0308	2	3	386	2	OK		3-HPMA
05111470001797	49	0308	3	4	420	2	OK		3-HPMA
05111470001798	49	0308	4	5	278	2	OK		3-HPMA
05111470001799	49	0308	5	6	477	2	OK		3-HPMA
05111470001800		0309	-1	0	.	2	Other	Analysis not required	3-HPMA
05111470001801		0309	0	1	.	2	Other	Analysis not required	3-HPMA
05111470001807		0312	-1	0	.	2	Other	Analysis not required	3-HPMA
05111470001808		0312	0	1	.	2	Other	Analysis not required	3-HPMA
05111470001821	28	0001	-1	0	288	2	OK		3-HPMA
05111470001822	28	0001	0	1	346	2	OK		3-HPMA
05111470001823	28	0001	1	2	166	2	OK		3-HPMA

3-HPMA, HBMA, and CEMA in Human Urine
Celerion Study AA99071-03

Custom ID	Run ID	Subject	Start Day Nominal	Day Nominal	Concentration (ng/mL)	Split	Sample Condition	Sample Comments	Analyte
05111470001824	28	0001	2	3	166	2	OK		3-HPMA
05111470001825	28	0001	3	4	279	2	OK		3-HPMA
05111470001826	28	0001	4	5	134	2	OK		3-HPMA
05111470001827	28	0001	5	6	176	2	OK		3-HPMA
05111470001828	28	0004	-1	0	623	2	OK		3-HPMA
05111470001829	28	0004	0	1	699	2	OK		3-HPMA
05111470001830	28	0004	1	2	286	2	OK		3-HPMA
05111470001831	28	0004	2	3	157	2	OK		3-HPMA
05111470001832	28	0004	3	4	259	2	OK		3-HPMA
05111470001833	28	0004	4	5	157	2	OK		3-HPMA
05111470001834	28	0004	5	6	160	2	OK		3-HPMA
05111470001835	28	0013	-1	0	487	2	OK		3-HPMA
05111470001836	28	0013	0	1	1020	2	OK		3-HPMA
05111470001837	28	0013	1	2	160	2	OK		3-HPMA
05111470001838	28	0013	2	3	129	2	OK		3-HPMA
05111470001839	28	0013	3	4	192	2	OK		3-HPMA
05111470001840	28	0013	4	5	48.7	2	OK		3-HPMA
05111470001841	28	0013	5	6	201	2	OK		3-HPMA
05111470001842	29	0021	-1	0	408	2	OK		3-HPMA
05111470001843	29	0021	0	1	587	2	OK		3-HPMA
05111470001844	29	0021	1	2	281	2	OK		3-HPMA
05111470001845	29	0021	2	3	884	2	OK		3-HPMA
05111470001846	29	0021	3	4	221	2	OK		3-HPMA
05111470001847	29	0021	4	5	119	2	OK		3-HPMA
05111470001848	29	0021	5	6	240	2	OK		3-HPMA
05111470001849	30	0037	-1	0	909	2	OK		3-HPMA
05111470001850	52	0037	0	1	845	2	OK		3-HPMA
05111470001851	30	0037	1	2	1010	2	OK		3-HPMA

3-HPMA, HBMA, and CEMA in Human Urine
Celerion Study AA99071-03

Custom ID	Run ID	Subject	Start Day Nominal	Day Nominal	Concentration (ng/mL)	Split	Sample Condition	Sample Comments	Analyte
05111470001852	30	0037	2	3	768	2	OK		3-HPMA
05111470001853	30	0037	3	4	893	2	OK		3-HPMA
05111470001854	30	0037	4	5	948	2	OK		3-HPMA
05111470001855	30	0037	5	6	1090	2	OK		3-HPMA
05111470001856	51	0042	-1	0	595	2	OK		3-HPMA
05111470001857	51	0042	0	1	832	2	OK		3-HPMA
05111470001858	51	0042	1	2	760	2	OK		3-HPMA
05111470001859	51	0042	2	3	148	2	OK		3-HPMA
05111470001860	51	0042	3	4	1440	2	OK		3-HPMA
05111470001861	51	0042	4	5	519	2	OK		3-HPMA
05111470001862	51	0042	5	6	728	2	OK		3-HPMA
05111470001863	51	0051	-1	0	318	2	OK		3-HPMA
05111470001864	51	0051	0	1	292	2	OK		3-HPMA
05111470001865	51	0051	1	2	134	2	OK		3-HPMA
05111470001866	51	0051	2	3	58.8	2	OK		3-HPMA
05111470001867	51	0051	3	4	98.7	2	OK		3-HPMA
05111470001868	51	0051	4	5	33.7	2	OK		3-HPMA
05111470001869	51	0051	5	6	117	2	OK		3-HPMA
05111470001870	35	0063	-1	0	403	2	OK		3-HPMA
05111470001871	35	0063	0	1	560	2	OK		3-HPMA
05111470001872	35	0063	1	2	133	2	OK		3-HPMA
05111470001873	35	0063	2	3	27.7	2	OK		3-HPMA
05111470001874	35	0063	3	4	46.1	2	OK		3-HPMA
05111470001875	35	0063	4	5	32.8	2	OK		3-HPMA
05111470001876	35	0063	5	6	124	2	OK		3-HPMA
05111470001877	35	0066	-1	0	465	2	OK		3-HPMA
05111470001878	35	0066	0	1	649	2	OK		3-HPMA
05111470001879	35	0066	1	2	235	2	OK		3-HPMA

3-HPMA, HBMA, and CEMA in Human Urine
Celerion Study AA99071-03

Custom ID	Run ID	Subject	Start Day Nominal	Day Nominal	Concentration (ng/mL)	Split	Sample Condition	Sample Comments	Analyte
05111470001880	35	0066	2	3	202	2	OK		3-HPMA
05111470001881	35	0066	3	4	251	2	OK		3-HPMA
05111470001882	35	0066	4	5	80.9	2	OK		3-HPMA
05111470001883	35	0066	5	6	139	2	OK		3-HPMA
05111470001884	35	0067	-1	0	313	2	OK		3-HPMA
05111470001885	35	0067	0	1	458	2	OK		3-HPMA
05111470001886	35	0067	1	2	302	2	OK		3-HPMA
05111470001887	35	0067	2	3	284	2	OK		3-HPMA
05111470001888	35	0067	3	4	311	2	OK		3-HPMA
05111470001889	35	0067	4	5	165	2	OK		3-HPMA
05111470001890	35	0067	5	6	269	2	OK		3-HPMA
05111470001891	35	0069	-1	0	435	2	OK		3-HPMA
05111470001892	35	0069	0	1	530	2	OK		3-HPMA
05111470001893	35	0069	1	2	347	2	OK		3-HPMA
05111470001894	35	0069	2	3	184	2	OK		3-HPMA
05111470001895	35	0069	3	4	271	2	OK		3-HPMA
05111470001896	35	0069	4	5	139	2	OK		3-HPMA
05111470001897	35	0069	5	6	206	2	OK		3-HPMA
05111470001898	35	0071	-1	0	1190	2	OK		3-HPMA
05111470001899	35	0071	0	1	828	2	OK		3-HPMA
05111470001900	35	0071	1	2	296	2	OK		3-HPMA
05111470001901	35	0071	2	3	145	2	OK		3-HPMA
05111470001902	35	0071	3	4	177	2	OK		3-HPMA
05111470001903	35	0071	4	5	67.4	2	OK		3-HPMA
05111470001904	35	0071	5	6	146	2	OK		3-HPMA
05111470001905	58	0072	-1	0	521	2	OK		3-HPMA
05111470001906	58	0072	0	1	543	2	OK		3-HPMA
05111470001907	58	0072	1	2	510	2	OK		3-HPMA

3-HPMA, HBMA, and CEMA in Human Urine
Celerion Study AA99071-03

Custom ID	Run ID	Subject	Start Day Nominal	Day Nominal	Concentration (ng/mL)	Split	Sample Condition	Sample Comments	Analyte
05111470001908	58	0072	2	3	674	2	OK		3-HPMA
05111470001909	58	0072	3	4	1010	2	OK		3-HPMA
05111470001910	58	0072	4	5	565	2	OK		3-HPMA
05111470001911	58	0072	5	6	543	2	OK		3-HPMA
05111470001912	58	0074	-1	0	748	2	OK		3-HPMA
05111470001913	58	0074	0	1	700	2	OK		3-HPMA
05111470001914	58	0074	1	2	372	2	OK		3-HPMA
05111470001915	58	0074	2	3	315	2	OK		3-HPMA
05111470001916	58	0074	3	4	391	2	OK		3-HPMA
05111470001917	58	0074	4	5	151	2	OK		3-HPMA
05111470001918	58	0074	5	6	253	2	OK		3-HPMA
05111470001919	58	0076	-1	0	284	2	OK		3-HPMA
05111470001920	58	0076	0	1	223	2	OK		3-HPMA
05111470001921	58	0076	1	2	187	2	OK		3-HPMA
05111470001922	58	0076	2	3	103	2	OK		3-HPMA
05111470001923	58	0076	3	4	189	2	OK		3-HPMA
05111470001924	58	0076	4	5	25.2	2	OK		3-HPMA
05111470001925	58	0076	5	6	88.6	2	OK		3-HPMA
05111470001926	58	0080	-1	0	709	2	OK		3-HPMA
05111470001927	58	0080	0	1	584	2	OK		3-HPMA
05111470001928	58	0080	1	2	713	2	OK		3-HPMA
05111470001929	58	0080	2	3	792	2	OK		3-HPMA
05111470001930	58	0080	3	4	183	2	OK		3-HPMA
05111470001931	58	0080	4	5	286	2	OK		3-HPMA
05111470001932	58	0080	5	6	583	2	OK		3-HPMA
05111470001933	58	0083	-1	0	690	2	OK		3-HPMA
05111470001934	58	0083	0	1	549	2	OK		3-HPMA
05111470001935	58	0083	1	2	312	2	OK		3-HPMA

3-HPMA, HBMA, and CEMA in Human Urine
Celerion Study AA99071-03

Custom ID	Run ID	Subject	Start Day Nominal	Day Nominal	Concentration (ng/mL)	Split	Sample Condition	Sample Comments	Analyte
05111470001936	58	0083	2	3	195	2	OK		3-HPMA
05111470001937	58	0083	3	4	289	2	OK		3-HPMA
05111470001938	58	0083	4	5	161	2	OK		3-HPMA
05111470001939	58	0083	5	6	195	2	OK		3-HPMA
05111470001940	58	0085	-1	0	237	2	OK		3-HPMA
05111470001941	58	0085	0	1	216	2	OK		3-HPMA
05111470001942	58	0085	1	2	183	2	OK		3-HPMA
05111470001943	58	0085	2	3	102	2	OK		3-HPMA
05111470001947	58	0086	-1	0	743	2	OK		3-HPMA
05111470001948	58	0086	0	1	960	2	OK		3-HPMA
05111470001949	58	0086	1	2	345	2	OK		3-HPMA
05111470001950	58	0086	2	3	188	2	OK		3-HPMA
05111470001951	58	0086	3	4	288	2	OK		3-HPMA
05111470001952	58	0086	4	5	117	2	OK		3-HPMA
05111470001953	58	0086	5	6	370	2	OK		3-HPMA
05111470001954	58	0087	-1	0	664	2	OK		3-HPMA
05111470001955	58	0087	0	1	654	2	OK		3-HPMA
05111470001956	58	0087	1	2	655	2	OK		3-HPMA
05111470001957	58	0087	2	3	544	2	OK		3-HPMA
05111470001958	58	0087	3	4	750	2	OK		3-HPMA
05111470001959	58	0087	4	5	317	2	OK		3-HPMA
05111470001960	58	0087	5	6	263	2	OK		3-HPMA
05111470001961	58	0088	-1	0	347	2	OK		3-HPMA
05111470001962	58	0088	0	1	371	2	OK		3-HPMA
05111470001963	58	0088	1	2	218	2	OK		3-HPMA
05111470001964	58	0088	2	3	81.2	2	OK		3-HPMA
05111470001965	58	0088	3	4	204	2	OK		3-HPMA
05111470001966	58	0088	4	5	62.7	2	OK		3-HPMA

3-HPMA, HBMA, and CEMA in Human Urine
Celerion Study AA99071-03

Custom ID	Run ID	Subject	Start Day Nominal	Day Nominal	Concentration (ng/mL)	Split	Sample Condition	Sample Comments	Analyte
05111470001967	58	0088	5	6	136	2	OK		3-HPMA
05111470001968	37	0090	-1	0	404	2	OK		3-HPMA
05111470001969	37	0090	0	1	419	2	OK		3-HPMA
05111470001970	37	0090	1	2	298	2	OK		3-HPMA
05111470001971	37	0090	2	3	158	2	OK		3-HPMA
05111470001972	37	0090	3	4	269	2	OK		3-HPMA
05111470001973	37	0090	4	5	90.5	2	OK		3-HPMA
05111470001974	37	0090	5	6	193	2	OK		3-HPMA
05111470001975	37	0093	-1	0	476	2	OK		3-HPMA
05111470001976	37	0093	0	1	576	2	OK		3-HPMA
05111470001977	37	0093	1	2	296	2	OK		3-HPMA
05111470001978	37	0093	2	3	233	2	OK		3-HPMA
05111470001979	37	0093	3	4	307	2	OK		3-HPMA
05111470001980	37	0093	4	5	145	2	OK		3-HPMA
05111470001981	37	0093	5	6	186	2	OK		3-HPMA
05111470001982	37	0104	-1	0	399	2	OK		3-HPMA
05111470001983	37	0104	0	1	438	2	OK		3-HPMA
05111470001984	37	0104	1	2	161	2	OK		3-HPMA
05111470001985	37	0104	2	3	92.7	2	OK		3-HPMA
05111470001986	37	0104	3	4	76.1	2	OK		3-HPMA
05111470001987	37	0104	4	5	46.1	2	OK		3-HPMA
05111470001988	37	0104	5	6	119	2	OK		3-HPMA
05111470001989	37	0105	-1	0	749	2	OK		3-HPMA
05111470001990	37	0105	0	1	747	2	OK		3-HPMA
05111470001991	37	0105	1	2	1270	2	OK		3-HPMA
05111470001992	37	0105	2	3	840	2	OK		3-HPMA
05111470001993	37	0105	3	4	765	2	OK		3-HPMA
05111470001994	37	0105	4	5	459	2	OK		3-HPMA

3-HPMA, HBMA, and CEMA in Human Urine
Celerion Study AA99071-03

Custom ID	Run ID	Subject	Start Day Nominal	Day Nominal	Concentration (ng/mL)	Split	Sample Condition	Sample Comments	Analyte
05111470001995	37	0105	5	6	385	2	OK		3-HPMA
05111470001996	37	0106	-1	0	236	2	OK		3-HPMA
05111470001997	37	0106	0	1	319	2	OK		3-HPMA
05111470001998	37	0106	1	2	124	2	OK		3-HPMA
05111470001999	37	0106	2	3	94.5	2	OK		3-HPMA
05111470002000	37	0106	3	4	183	2	OK		3-HPMA
05111470002001	37	0106	4	5	52.4	2	OK		3-HPMA
05111470002002	37	0106	5	6	114	2	OK		3-HPMA
05111470002003	37	0107	-1	0	854	2	OK		3-HPMA
05111470002004	37	0107	0	1	727	2	OK		3-HPMA
05111470002005	37	0107	1	2	273	2	OK		3-HPMA
05111470002006	37	0107	2	3	126	2	OK		3-HPMA
05111470002007	37	0107	3	4	707	2	OK		3-HPMA
05111470002008	37	0107	4	5	115	2	OK		3-HPMA
05111470002009	37	0107	5	6	294	2	OK		3-HPMA
05111470002010	37	0110	-1	0	709	2	OK		3-HPMA
05111470002011	37	0110	0	1	710	2	OK		3-HPMA
05111470002012	37	0110	1	2	343	2	OK		3-HPMA
05111470002013	37	0110	2	3	274	2	OK		3-HPMA
05111470002014	37	0110	3	4	331	2	OK		3-HPMA
05111470002015	37	0110	4	5	153	2	OK		3-HPMA
05111470002016	37	0110	5	6	288	2	OK		3-HPMA
05111470002017	37	0112	-1	0	579	2	OK		3-HPMA
05111470002018	37	0112	0	1	697	2	OK		3-HPMA
05111470002019	37	0112	1	2	281	2	OK		3-HPMA
05111470002020	37	0112	2	3	157	2	OK		3-HPMA
05111470002021	37	0112	3	4	249	2	OK		3-HPMA
05111470002022	37	0112	4	5	110	2	OK		3-HPMA

3-HPMA, HBMA, and CEMA in Human Urine
Celerion Study AA99071-03

Custom ID	Run ID	Subject	Start Day Nominal	Day Nominal	Concentration (ng/mL)	Split	Sample Condition	Sample Comments	Analyte
05111470002023	37	0112	5	6	287	2	OK		3-HPMA
05111470002024	38	0114	-1	0	387	2	OK		3-HPMA
05111470002025	38	0114	0	1	531	2	OK		3-HPMA
05111470002026	38	0114	1	2	321	2	OK		3-HPMA
05111470002027	38	0114	2	3	180	2	OK		3-HPMA
05111470002028	38	0114	3	4	277	2	OK		3-HPMA
05111470002029	38	0114	4	5	96.5	2	OK		3-HPMA
05111470002030	38	0114	5	6	231	2	OK		3-HPMA
05111470002031	38	0117	-1	0	385	2	OK		3-HPMA
05111470002032	38	0117	0	1	337	2	OK		3-HPMA
05111470002033	38	0117	1	2	625	2	OK		3-HPMA
05111470002034	38	0117	2	3	564	2	OK		3-HPMA
05111470002035	38	0117	3	4	605	2	OK		3-HPMA
05111470002036	38	0117	4	5	333	2	OK		3-HPMA
05111470002037	38	0117	5	6	277	2	OK		3-HPMA
05111470002038	38	0118	-1	0	718	2	OK		3-HPMA
05111470002039	38	0118	0	1	783	2	OK		3-HPMA
05111470002040	38	0118	1	2	861	2	OK		3-HPMA
05111470002041	38	0118	2	3	699	2	OK		3-HPMA
05111470002042	38	0118	3	4	1080	2	OK		3-HPMA
05111470002043	38	0118	4	5	522	2	OK		3-HPMA
05111470002044	38	0118	5	6	706	2	OK		3-HPMA
05111470002045	38	0121	-1	0	372	2	OK		3-HPMA
05111470002046	38	0121	0	1	458	2	OK		3-HPMA
05111470002047	38	0121	1	2	258	2	OK		3-HPMA
05111470002048	38	0121	2	3	280	2	OK		3-HPMA
05111470002049	38	0121	3	4	359	2	OK		3-HPMA
05111470002050	38	0121	4	5	204	2	OK		3-HPMA

3-HPMA, HBMA, and CEMA in Human Urine
Celerion Study AA99071-03

Custom ID	Run ID	Subject	Start Day Nominal	Day Nominal	Concentration (ng/mL)	Split	Sample Condition	Sample Comments	Analyte
05111470002051	38	0121	5	6	353	2	OK		3-HPMA
05111470002052	38	0122	-1	0	468	2	OK		3-HPMA
05111470002053	38	0122	0	1	312	2	OK		3-HPMA
05111470002054	38	0122	1	2	193	2	OK		3-HPMA
05111470002055	38	0122	2	3	144	2	OK		3-HPMA
05111470002056	38	0122	3	4	131	2	OK		3-HPMA
05111470002057	38	0122	4	5	90.3	2	OK		3-HPMA
05111470002058	38	0122	5	6	122	2	OK		3-HPMA
05111470002059	38	0123	-1	0	188	2	OK		3-HPMA
05111470002060	38	0123	0	1	340	2	OK		3-HPMA
05111470002061	38	0123	1	2	179	2	OK		3-HPMA
05111470002062	38	0123	2	3	74.5	2	OK		3-HPMA
05111470002063	38	0123	3	4	233	2	OK		3-HPMA
05111470002064	38	0123	4	5	62.0	2	OK		3-HPMA
05111470002065	38	0123	5	6	143	2	OK		3-HPMA
05111470002066	38	0126	-1	0	328	2	OK		3-HPMA
05111470002067	38	0126	0	1	378	2	OK		3-HPMA
05111470002068	38	0126	1	2	463	2	OK		3-HPMA
05111470002069	38	0126	2	3	314	2	OK		3-HPMA
05111470002070	38	0126	3	4	425	2	OK		3-HPMA
05111470002071	38	0126	4	5	270	2	OK		3-HPMA
05111470002072	38	0126	5	6	305	2	OK		3-HPMA
05111470002073	38	0127	-1	0	1380	2	OK		3-HPMA
05111470002074	38	0127	0	1	471	2	OK		3-HPMA
05111470002075	38	0127	1	2	213	2	OK		3-HPMA
05111470002076	38	0127	2	3	150	2	OK		3-HPMA
05111470002077	38	0127	3	4	157	2	OK		3-HPMA
05111470002078	38	0127	4	5	78.9	2	OK		3-HPMA

3-HPMA, HBMA, and CEMA in Human Urine
Celerion Study AA99071-03

Custom ID	Run ID	Subject	Start Day Nominal	Day Nominal	Concentration (ng/mL)	Split	Sample Condition	Sample Comments	Analyte
05111470002079	38	0127	5	6	211	2	OK		3-HPMA
05111470002080	39	0128	-1	0	1020	2	OK		3-HPMA
05111470002081	39	0128	0	1	960	2	OK		3-HPMA
05111470002082	39	0128	1	2	400	2	OK		3-HPMA
05111470002083	39	0128	2	3	184	2	OK		3-HPMA
05111470002084	39	0128	3	4	242	2	OK		3-HPMA
05111470002085	39	0128	4	5	112	2	OK		3-HPMA
05111470002086	39	0128	5	6	251	2	OK		3-HPMA
05111470002087	39	0129	-1	0	572	2	OK		3-HPMA
05111470002088	39	0129	0	1	550	2	OK		3-HPMA
05111470002089	39	0129	1	2	291	2	OK		3-HPMA
05111470002090	39	0129	2	3	167	2	OK		3-HPMA
05111470002091	39	0129	3	4	238	2	OK		3-HPMA
05111470002092	39	0129	4	5	141	2	OK		3-HPMA
05111470002093	39	0129	5	6	190	2	OK		3-HPMA
05111470002094	39	0130	-1	0	442	2	OK		3-HPMA
05111470002095	39	0130	0	1	561	2	OK		3-HPMA
05111470002096	39	0130	1	2	240	2	OK		3-HPMA
05111470002097	39	0130	2	3	143	2	OK		3-HPMA
05111470002098	39	0130	3	4	281	2	OK		3-HPMA
05111470002099	39	0130	4	5	161	2	OK		3-HPMA
05111470002100	39	0130	5	6	141	2	OK		3-HPMA
05111470002101	39	0133	-1	0	652	2	OK		3-HPMA
05111470002102	39	0133	0	1	1090	2	OK		3-HPMA
05111470002103	39	0133	1	2	460	2	OK		3-HPMA
05111470002104	39	0133	2	3	79.8	2	OK		3-HPMA
05111470002105	39	0133	3	4	176	2	OK		3-HPMA
05111470002106	39	0133	4	5	69.0	2	OK		3-HPMA

3-HPMA, HBMA, and CEMA in Human Urine
Celerion Study AA99071-03

Custom ID	Run ID	Subject	Start Day Nominal	Day Nominal	Concentration (ng/mL)	Split	Sample Condition	Sample Comments	Analyte
05111470002107	39	0133	5	6	232	2	OK		3-HPMA
05111470002108	39	0136	-1	0	895	2	OK		3-HPMA
05111470002109	39	0136	0	1	687	2	OK		3-HPMA
05111470002110	39	0136	1	2	421	2	OK		3-HPMA
05111470002111	39	0136	2	3	267	2	OK		3-HPMA
05111470002112	39	0136	3	4	389	2	OK		3-HPMA
05111470002113	39	0136	4	5	127	2	OK		3-HPMA
05111470002114	39	0136	5	6	210	2	OK		3-HPMA
05111470002115	39	0137	-1	0	365	2	OK		3-HPMA
05111470002116	39	0137	0	1	303	2	OK		3-HPMA
05111470002117	39	0137	1	2	226	2	OK		3-HPMA
05111470002118	39	0137	2	3	100	2	OK		3-HPMA
05111470002119	39	0137	3	4	91.6	2	OK		3-HPMA
05111470002120	39	0137	4	5	48.1	2	OK		3-HPMA
05111470002121	39	0137	5	6	123	2	OK		3-HPMA
05111470002122	39	0139	-1	0	548	2	OK		3-HPMA
05111470002123	39	0139	0	1	728	2	OK		3-HPMA
05111470002124	39	0139	1	2	540	2	OK		3-HPMA
05111470002125	39	0139	2	3	490	2	OK		3-HPMA
05111470002126	39	0139	3	4	667	2	OK		3-HPMA
05111470002127	39	0139	4	5	438	2	OK		3-HPMA
05111470002128	39	0139	5	6	602	2	OK		3-HPMA
05111470002129	40	0140	-1	0	259	2	OK		3-HPMA
05111470002130	40	0140	0	1	352	2	OK		3-HPMA
05111470002131	40	0140	1	2	384	2	OK		3-HPMA
05111470002132	40	0140	2	3	356	2	OK		3-HPMA
05111470002133	40	0140	3	4	463	2	OK		3-HPMA
05111470002134	40	0140	4	5	279	2	OK		3-HPMA

3-HPMA, HBMA, and CEMA in Human Urine
Celerion Study AA99071-03

Custom ID	Run ID	Subject	Start Day Nominal	Day Nominal	Concentration (ng/mL)	Split	Sample Condition	Sample Comments	Analyte
05111470002135	40	0140	5	6	255	2	OK		3-HPMA
05111470002136	40	0145	-1	0	307	2	OK		3-HPMA
05111470002137	40	0145	0	1	435	2	OK		3-HPMA
05111470002138	40	0145	1	2	256	2	OK		3-HPMA
05111470002139	40	0145	2	3	96.1	2	OK		3-HPMA
05111470002140	40	0145	3	4	101	2	OK		3-HPMA
05111470002141	40	0145	4	5	34.4	2	OK		3-HPMA
05111470002142	40	0145	5	6	103	2	OK		3-HPMA
05111470002143	40	0147	-1	0	718	2	OK		3-HPMA
05111470002144	40	0147	0	1	818	2	OK		3-HPMA
05111470002145	40	0147	1	2	277	2	OK		3-HPMA
05111470002146	40	0147	2	3	149	2	OK		3-HPMA
05111470002147	40	0147	3	4	202	2	OK		3-HPMA
05111470002148	40	0147	4	5	198	2	OK		3-HPMA
05111470002149	40	0147	5	6	177	2	OK		3-HPMA
05111470002150	40	0148	-1	0	2130	2	OK		3-HPMA
05111470002151	40	0148	0	1	2060	2	OK		3-HPMA
05111470002152	40	0148	1	2	1940	2	OK		3-HPMA
05111470002153	40	0148	2	3	1210	2	OK		3-HPMA
05111470002154	40	0148	3	4	1650	2	OK		3-HPMA
05111470002155	40	0148	4	5	1310	2	OK		3-HPMA
05111470002156	40	0148	5	6	1430	2	OK		3-HPMA
05111470002157	40	0149	-1	0	476	2	OK		3-HPMA
05111470002158	40	0149	0	1	441	2	OK		3-HPMA
05111470002159	40	0149	1	2	182	2	OK		3-HPMA
05111470002160	40	0149	2	3	165	2	OK		3-HPMA
05111470002161	40	0149	3	4	242	2	OK		3-HPMA
05111470002162	40	0149	4	5	129	2	OK		3-HPMA

3-HPMA, HBMA, and CEMA in Human Urine
Celerion Study AA99071-03

Custom ID	Run ID	Subject	Start Day Nominal	Day Nominal	Concentration (ng/mL)	Split	Sample Condition	Sample Comments	Analyte
05111470002163	40	0149	5	6	181	2	OK		3-HPMA
05111470002164	40	0150	-1	0	680	2	OK		3-HPMA
05111470002165	40	0150	0	1	578	2	OK		3-HPMA
05111470002166	40	0150	1	2	416	2	OK		3-HPMA
05111470002167	40	0150	2	3	225	2	OK		3-HPMA
05111470002168	40	0150	3	4	251	2	OK		3-HPMA
05111470002169	40	0150	4	5	113	2	OK		3-HPMA
05111470002170	40	0150	5	6	292	2	OK		3-HPMA
05111470002171	40	0152	-1	0	177	2	OK		3-HPMA
05111470002172	40	0152	0	1	184	2	OK		3-HPMA
05111470002173	40	0152	1	2	283	2	OK		3-HPMA
05111470002174	40	0152	2	3	224	2	OK		3-HPMA
05111470002175	40	0152	3	4	228	2	OK		3-HPMA
05111470002176	40	0152	4	5	177	2	OK		3-HPMA
05111470002177	40	0152	5	6	193	2	OK		3-HPMA
05111470002178	40	0153	-1	0	500	2	OK		3-HPMA
05111470002179	40	0153	0	1	652	2	OK		3-HPMA
05111470002180	40	0153	1	2	254	2	OK		3-HPMA
05111470002181	40	0153	2	3	139	2	OK		3-HPMA
05111470002182	40	0153	3	4	240	2	OK		3-HPMA
05111470002183	40	0153	4	5	80.7	2	OK		3-HPMA
05111470002184	40	0153	5	6	96.2	2	OK		3-HPMA
05111470002185	41	0155	-1	0	408	2	OK		3-HPMA
05111470002186	41	0155	0	1	580	2	OK		3-HPMA
05111470002187	41	0155	1	2	314	2	OK		3-HPMA
05111470002188	41	0155	2	3	78.0	2	OK		3-HPMA
05111470002189	41	0155	3	4	259	2	OK		3-HPMA
05111470002190	41	0155	4	5	161	2	OK		3-HPMA

3-HPMA, HBMA, and CEMA in Human Urine
Celerion Study AA99071-03

Custom ID	Run ID	Subject	Start Day Nominal	Day Nominal	Concentration (ng/mL)	Split	Sample Condition	Sample Comments	Analyte
05111470002191	41	0155	5	6	293	2	OK		3-HPMA
05111470002192	41	0156	-1	0	949	2	OK		3-HPMA
05111470002193	41	0156	0	1	1130	2	OK		3-HPMA
05111470002194	41	0156	1	2	1480	2	OK		3-HPMA
05111470002195	41	0156	2	3	1220	2	OK		3-HPMA
05111470002196	41	0156	3	4	1250	2	OK		3-HPMA
05111470002197	41	0156	4	5	1340	2	OK		3-HPMA
05111470002198	41	0156	5	6	955	2	OK		3-HPMA
05111470002199	41	0160	-1	0	557	2	OK		3-HPMA
05111470002200	41	0160	0	1	739	2	OK		3-HPMA
05111470002201	41	0160	1	2	863	2	OK		3-HPMA
05111470002202	41	0160	2	3	662	2	OK		3-HPMA
05111470002203	41	0160	3	4	709	2	OK		3-HPMA
05111470002204	41	0160	4	5	581	2	OK		3-HPMA
05111470002205	41	0160	5	6	558	2	OK		3-HPMA
05111470002206	41	0162	-1	0	375	2	OK		3-HPMA
05111470002207	41	0162	0	1	596	2	OK		3-HPMA
05111470002208	41	0162	1	2	334	2	OK		3-HPMA
05111470002209	41	0162	2	3	350	2	OK		3-HPMA
05111470002210	41	0162	3	4	500	2	OK		3-HPMA
05111470002211	41	0162	4	5	242	2	OK		3-HPMA
05111470002212	41	0162	5	6	354	2	OK		3-HPMA
05111470002213	41	0167	-1	0	723	2	OK		3-HPMA
05111470002214	41	0167	0	1	658	2	OK		3-HPMA
05111470002215	41	0167	1	2	552	2	OK		3-HPMA
05111470002216	41	0167	2	3	260	2	OK		3-HPMA
05111470002217	41	0167	3	4	395	2	OK		3-HPMA
05111470002218	41	0167	4	5	204	2	OK		3-HPMA

3-HPMA, HBMA, and CEMA in Human Urine
Celerion Study AA99071-03

Custom ID	Run ID	Subject	Start Day Nominal	Day Nominal	Concentration (ng/mL)	Split	Sample Condition	Sample Comments	Analyte
05111470002219	41	0167	5	6	275	2	OK		3-HPMA
05111470002220	41	0169	-1	0	315	2	OK		3-HPMA
05111470002221	41	0169	0	1	229	2	OK		3-HPMA
05111470002222	41	0169	1	2	266	2	OK		3-HPMA
05111470002223	41	0169	2	3	114	2	OK		3-HPMA
05111470002224	41	0169	3	4	170	2	OK		3-HPMA
05111470002225	41	0169	4	5	34.1	2	OK		3-HPMA
05111470002226	41	0169	5	6	118	2	OK		3-HPMA
05111470002227	41	0170	-1	0	656	2	OK		3-HPMA
05111470002228	41	0170	0	1	489	2	OK		3-HPMA
05111470002229	41	0170	1	2	233	2	OK		3-HPMA
05111470002230	41	0170	2	3	188	2	OK		3-HPMA
05111470002231	41	0170	3	4	205	2	OK		3-HPMA
05111470002232	41	0170	4	5	135	2	OK		3-HPMA
05111470002233	41	0170	5	6	213	2	OK		3-HPMA
05111470002234	41	0177	-1	0	703	2	OK		3-HPMA
05111470002235	41	0177	0	1	809	2	OK		3-HPMA
05111470002236	41	0177	1	2	244	2	OK		3-HPMA
05111470002237	41	0177	2	3	190	2	OK		3-HPMA
05111470002238	41	0177	3	4	250	2	OK		3-HPMA
05111470002239	41	0177	4	5	106	2	OK		3-HPMA
05111470002240	41	0177	5	6	203	2	OK		3-HPMA
05111470002241	49	0313	-1	0	487	2	OK		3-HPMA
05111470002242	49	0313	0	1	602	2	OK		3-HPMA
05111470002243	49	0313	1	2	733	2	OK		3-HPMA
05111470002244	49	0313	2	3	447	2	OK		3-HPMA
05111470002245	49	0313	3	4	571	2	OK		3-HPMA
05111470002246	49	0313	4	5	449	2	OK		3-HPMA

3-HPMA, HBMA, and CEMA in Human Urine
Celerion Study AA99071-03

Custom ID	Run ID	Subject	Start Day Nominal	Day Nominal	Concentration (ng/mL)	Split	Sample Condition	Sample Comments	Analyte
05111470002247	49	0313	5	6	404	2	OK		3-HPMA
05111470002255	49	0315	-1	0	442	2	OK		3-HPMA
05111470002256	49	0315	0	1	805	2	OK		3-HPMA
05111470002257	49	0315	1	2	622	2	OK		3-HPMA
05111470002258	49	0315	2	3	745	2	OK		3-HPMA
05111470002259	49	0315	3	4	652	2	OK		3-HPMA
05111470002260	49	0315	4	5	483	2	OK		3-HPMA
05111470002261	49	0315	5	6	610	2	OK		3-HPMA
05111470002269	49	0316	-1	0	210	2	OK		3-HPMA
05111470002270	49	0316	0	1	285	2	OK		3-HPMA
05111470002271	49	0316	1	2	269	2	OK		3-HPMA
05111470002272	49	0316	2	3	155	2	OK		3-HPMA
05111470002273	49	0316	3	4	277	2	OK		3-HPMA
05111470002274	49	0316	4	5	146	2	OK		3-HPMA
05111470002275	49	0316	5	6	105	2	OK		3-HPMA
05111470002283	49	0317	-1	0	474	2	OK		3-HPMA
05111470002284	49	0317	0	1	390	2	OK		3-HPMA
05111470002285	49	0317	1	2	360	2	OK		3-HPMA
05111470002286	49	0317	2	3	142	2	OK		3-HPMA
05111470002287	49	0317	3	4	169	2	OK		3-HPMA
05111470002288	49	0317	4	5	125	2	OK		3-HPMA
05111470002289	49	0317	5	6	94.8	2	OK		3-HPMA
05111470002297	50	0318	-1	0	842	2	OK		3-HPMA
05111470002298	50	0318	0	1	1040	2	OK		3-HPMA
05111470002299	50	0318	1	2	1370	2	OK		3-HPMA
05111470002300	50	0318	2	3	1430	2	OK		3-HPMA
05111470002301	50	0318	3	4	1550	2	OK		3-HPMA
05111470002302	50	0318	4	5	1420	2	OK		3-HPMA

3-HPMA, HBMA, and CEMA in Human Urine
Celerion Study AA99071-03

Custom ID	Run ID	Subject	Start Day Nominal	Day Nominal	Concentration (ng/mL)	Split	Sample Condition	Sample Comments	Analyte
05111470002303	50	0318	5	6	1800	2	OK		3-HPMA
05111470002311	50	0320	-1	0	1120	2	OK		3-HPMA
05111470002312	50	0320	0	1	1430	2	OK		3-HPMA
05111470002313	50	0320	1	2	399	2	OK		3-HPMA
05111470002314	50	0320	2	3	258	2	OK		3-HPMA
05111470002315	50	0320	3	4	395	2	OK		3-HPMA
05111470002316	50	0320	4	5	353	2	OK		3-HPMA
05111470002317	50	0320	5	6	312	2	OK		3-HPMA
05111470002325	50	0321	-1	0	337	2	OK		3-HPMA
05111470002326	50	0321	0	1	537	2	OK		3-HPMA
05111470002327	50	0321	1	2	489	2	OK		3-HPMA
05111470002328	50	0321	2	3	250	2	OK		3-HPMA
05111470002329	50	0321	3	4	361	2	OK		3-HPMA
05111470002330	50	0321	4	5	224	2	OK		3-HPMA
05111470002331	50	0321	5	6	355	2	OK		3-HPMA
05111470002339	50	0322	-1	0	314	2	OK		3-HPMA
05111470002340	50	0322	0	1	406	2	OK		3-HPMA
05111470002341	50	0322	1	2	367	2	OK		3-HPMA
05111470002342	50	0322	2	3	338	2	OK		3-HPMA
05111470002343	50	0322	3	4	362	2	OK		3-HPMA
05111470002344	50	0322	4	5	259	2	OK		3-HPMA
05111470002345	50	0322	5	6	252	2	OK		3-HPMA
05111470002353	50	0325	-1	0	997	2	OK		3-HPMA
05111470002354	50	0325	0	1	926	2	OK		3-HPMA
05111470002355	50	0325	1	2	720	2	OK		3-HPMA
05111470002356	50	0325	2	3	316	2	OK		3-HPMA
05111470002357	50	0325	3	4	365	2	OK		3-HPMA
05111470002358	50	0325	4	5	184	2	OK		3-HPMA

3-HPMA, HBMA, and CEMA in Human Urine
Celerion Study AA99071-03

Custom ID	Run ID	Subject	Start Day Nominal	Day Nominal	Concentration (ng/mL)	Split	Sample Condition	Sample Comments	Analyte
05111470002359	50	0325	5	6	239	2	OK		3-HPMA
05111470002367	50	0328	-1	0	230	2	OK		3-HPMA
05111470002368	50	0328	0	1	327	2	OK		3-HPMA
05111470002369	50	0328	1	2	234	2	OK		3-HPMA
05111470002370	50	0328	2	3	241	2	OK		3-HPMA
05111470002371	50	0328	3	4	305	2	OK		3-HPMA
05111470002372	50	0328	4	5	202	2	OK		3-HPMA
05111470002373	50	0328	5	6	179	2	OK		3-HPMA
05111480003215	56	0262	0	1	572	3	OK		3-HPMA

3-HPMA, HBMA, and CEMA in Human Urine
Celerion Study AA99071-03

Table 12 Study Sample Concentrations for HBMA

Custom ID	Run ID	Subject	Start Day Nominal	Day Nominal	Concentration (ng/mL)	Split	Sample Condition	Sample Comments	Analyte
05111470000337		0211	-1	0	.	1	Other	Analysis not required	HBMA
05111470000338		0211	0	1	.	1	Other	Analysis not required	HBMA
05111470000421		0242	-1	0	.	1	Other	Analysis not required	HBMA
05111470000422		0242	0	1	.	1	Other	Analysis not required	HBMA
05111470000435		0245	-1	0	.	1	Other	Analysis not required	HBMA
05111470000436		0245	0	1	.	1	Other	Analysis not required	HBMA
05111470000442		0247	-1	0	.	1	Other	Analysis not required	HBMA
05111470000443		0247	0	1	.	1	Other	Analysis not required	HBMA
05111470000512		0269	-1	0	.	1	Other	Analysis not required	HBMA
05111470000513		0269	0	1	.	1	Other	Analysis not required	HBMA
05111470000596		0288	-1	0	.	1	Other	Analysis not required	HBMA
05111470000597		0288	0	1	.	1	Other	Analysis not required	HBMA
05111470000638		0299	-1	0	.	1	Other	Analysis not required	HBMA
05111470000639		0299	0	1	.	1	Other	Analysis not required	HBMA
05111470000680		0309	-1	0	.	1	Other	Analysis not required	HBMA
05111470000681		0309	0	1	.	1	Other	Analysis not required	HBMA
05111470000687		0312	-1	0	.	1	Other	Analysis not required	HBMA
05111470000688		0312	0	1	.	1	Other	Analysis not required	HBMA
05111470001121	28	0008	-1	0	361	2	OK		HBMA
05111470001122	28	0008	0	1	544	2	OK		HBMA
05111470001123	28	0008	1	2	170	2	OK		HBMA
05111470001124	28	0008	2	3	113	2	OK		HBMA
05111470001125	28	0008	3	4	86.3	2	OK		HBMA
05111470001126	28	0008	4	5	106	2	OK		HBMA
05111470001127	28	0008	5	6	62.4	2	OK		HBMA

3-HPMA, HBMA, and CEMA in Human Urine
Celerion Study AA99071-03

Custom ID	Run ID	Subject	Start Day Nominal	Day Nominal	Concentration (ng/mL)	Split	Sample Condition	Sample Comments	Analyte
05111470001128	28	0010	-1	0	298	2	OK		HBMA
05111470001129	28	0010	0	1	119	2	OK		HBMA
05111470001130	28	0010	1	2	77.6	2	OK		HBMA
05111470001131	28	0010	2	3	134	2	OK		HBMA
05111470001132	28	0010	3	4	77.6	2	OK		HBMA
05111470001133	28	0010	4	5	82.4	2	OK		HBMA
05111470001134	28	0010	5	6	43.5	2	OK		HBMA
05111470001135	28	0011	-1	0	231	2	OK		HBMA
05111470001136	28	0011	0	1	484	2	OK		HBMA
05111470001137	28	0011	1	2	130	2	OK		HBMA
05111470001138	28	0011	2	3	175	2	OK		HBMA
05111470001139	28	0011	3	4	91.3	2	OK		HBMA
05111470001140	28	0011	4	5	87.1	2	OK		HBMA
05111470001141	28	0011	5	6	53.9	2	OK		HBMA
05111470001142	28	0014	-1	0	243	2	OK		HBMA
05111470001143	28	0014	0	1	637	2	OK		HBMA
05111470001144	28	0014	1	2	104	2	OK		HBMA
05111470001145	28	0014	2	3	161	2	OK		HBMA
05111470001146	28	0014	3	4	86.2	2	OK		HBMA
05111470001147	28	0014	4	5	65.8	2	OK		HBMA
05111470001148	28	0014	5	6	91.9	2	OK		HBMA
05111470001149	28	0015	-1	0	395	2	OK		HBMA
05111470001150	28	0015	0	1	326	2	OK		HBMA
05111470001151	28	0015	1	2	79.5	2	OK		HBMA
05111470001152	28	0015	2	3	182	2	OK		HBMA
05111470001153	28	0015	3	4	51.6	2	OK		HBMA
05111470001154	28	0015	4	5	83.8	2	OK		HBMA
05111470001155	28	0015	5	6	49.1	2	OK		HBMA

3-HPMA, HBMA, and CEMA in Human Urine
Celerion Study AA99071-03

Custom ID	Run ID	Subject	Start Day Nominal	Day Nominal	Concentration (ng/mL)	Split	Sample Condition	Sample Comments	Analyte
05111470001156	29	0016	-1	0	240	2	OK		HBMA
05111470001157	29	0016	0	1	137	2	OK		HBMA
05111470001158	29	0016	1	2	61.1	2	OK		HBMA
05111470001159	29	0016	2	3	116	2	OK		HBMA
05111470001160	29	0016	3	4	56.5	2	OK		HBMA
05111470001161	29	0016	4	5	48.5	2	OK		HBMA
05111470001162		0016	5	6	Not Reportable	2	OK		HBMA
05111470001163	29	0017	-1	0	206	2	OK		HBMA
05111470001164	29	0017	0	1	222	2	OK		HBMA
05111470001165	29	0017	1	2	105	2	OK		HBMA
05111470001166	29	0017	2	3	184	2	OK		HBMA
05111470001167	29	0017	3	4	44.3	2	OK		HBMA
05111470001168	29	0017	4	5	64.2	2	OK		HBMA
05111470001169	29	0017	5	6	45.3	2	OK		HBMA
05111470001170	29	0020	-1	0	350	2	OK		HBMA
05111470001171	29	0020	0	1	334	2	OK		HBMA
05111470001172	29	0020	1	2	91.0	2	OK		HBMA
05111470001173	29	0020	2	3	140	2	OK		HBMA
05111470001174	29	0020	3	4	63.6	2	OK		HBMA
05111470001175	29	0020	4	5	63.4	2	OK		HBMA
05111470001176	29	0020	5	6	28.9	2	OK		HBMA
05111470001177	29	0022	-1	0	448	2	OK		HBMA
05111470001178	29	0022	0	1	798	2	OK		HBMA
05111470001179	29	0022	1	2	90.0	2	OK		HBMA
05111470001180	29	0022	2	3	150	2	OK		HBMA
05111470001181	29	0022	3	4	55.1	2	OK		HBMA
05111470001182	29	0022	4	5	82.8	2	OK		HBMA
05111470001183	29	0022	5	6	53.0	2	OK		HBMA

3-HPMA, HBMA, and CEMA in Human Urine
Celerion Study AA99071-03

Custom ID	Run ID	Subject	Start Day Nominal	Day Nominal	Concentration (ng/mL)	Split	Sample Condition	Sample Comments	Analyte
05111470001184	29	0023	-1	0	231	2	OK		HBMA
05111470001185	29	0023	0	1	288	2	OK		HBMA
05111470001186	29	0023	1	2	60.7	2	OK		HBMA
05111470001187	29	0023	2	3	71.2	2	OK		HBMA
05111470001188	29	0023	3	4	49.9	2	OK		HBMA
05111470001189	29	0023	4	5	46.0	2	OK		HBMA
05111470001190	29	0023	5	6	36.5	2	OK		HBMA
05111470001191	29	0025	-1	0	145	2	OK		HBMA
05111470001192	29	0025	0	1	232	2	OK		HBMA
05111470001193	29	0025	1	2	233	2	OK		HBMA
05111470001194	29	0025	2	3	261	2	OK		HBMA
05111470001195	29	0025	3	4	193	2	OK		HBMA
05111470001196	29	0025	4	5	170	2	OK		HBMA
05111470001197	29	0025	5	6	121	2	OK		HBMA
05111470001198	29	0028	-1	0	141	2	OK		HBMA
05111470001199	29	0028	0	1	164	2	OK		HBMA
05111470001200	29	0028	1	2	62.7	2	OK		HBMA
05111470001201	29	0028	2	3	196	2	OK		HBMA
05111470001202	29	0028	3	4	57.0	2	OK		HBMA
05111470001203	29	0028	4	5	80.5	2	OK		HBMA
05111470001204	29	0028	5	6	27.9	2	OK		HBMA
05111470001205	30	0029	-1	0	310	2	OK		HBMA
05111470001206	30	0029	0	1	199	2	OK		HBMA
05111470001207	30	0029	1	2	356	2	OK		HBMA
05111470001208	30	0029	2	3	423	2	OK		HBMA
05111470001209	30	0029	3	4	279	2	OK		HBMA
05111470001210	30	0029	4	5	366	2	OK		HBMA
05111470001211	30	0029	5	6	275	2	OK		HBMA

3-HPMA, HBMA, and CEMA in Human Urine
Celerion Study AA99071-03

Custom ID	Run ID	Subject	Start Day Nominal	Day Nominal	Concentration (ng/mL)	Split	Sample Condition	Sample Comments	Analyte
05111470001212	30	0030	-1	0	176	2	OK		HBMA
05111470001213	30	0030	0	1	268	2	OK		HBMA
05111470001214	30	0030	1	2	62.1	2	OK		HBMA
05111470001215	30	0030	2	3	66.8	2	OK		HBMA
05111470001216	30	0030	3	4	30.1	2	OK		HBMA
05111470001217	30	0030	4	5	60.0	2	OK		HBMA
05111470001218	30	0030	5	6	29.8	2	OK		HBMA
05111470001219	30	0031	-1	0	524	2	OK		HBMA
05111470001220	30	0031	0	1	1050	2	OK		HBMA
05111470001221	30	0031	1	2	120	2	OK		HBMA
05111470001222	30	0031	2	3	187	2	OK		HBMA
05111470001223	30	0031	3	4	85.2	2	OK		HBMA
05111470001224	30	0031	4	5	65.7	2	OK		HBMA
05111470001225	30	0031	5	6	66.6	2	OK		HBMA
05111470001226	30	0034	-1	0	285	2	OK		HBMA
05111470001227	30	0034	0	1	280	2	OK		HBMA
05111470001228	30	0034	1	2	94.4	2	OK		HBMA
05111470001229	30	0034	2	3	133	2	OK		HBMA
05111470001230	30	0034	3	4	102	2	OK		HBMA
05111470001231	30	0034	4	5	79.6	2	OK		HBMA
05111470001232	30	0034	5	6	25.4	2	OK		HBMA
05111470001233	30	0035	-1	0	314	2	OK		HBMA
05111470001234	30	0035	0	1	445	2	OK		HBMA
05111470001235	30	0035	1	2	322	2	OK		HBMA
05111470001236	30	0035	2	3	273	2	OK		HBMA
05111470001237	30	0035	3	4	195	2	OK		HBMA
05111470001238	30	0035	4	5	307	2	OK		HBMA
05111470001239	30	0035	5	6	342	2	OK		HBMA

3-HPMA, HBMA, and CEMA in Human Urine
Celerion Study AA99071-03

Custom ID	Run ID	Subject	Start Day Nominal	Day Nominal	Concentration (ng/mL)	Split	Sample Condition	Sample Comments	Analyte
05111470001240	30	0038	-1	0	479	2	OK		HBMA
05111470001241	30	0038	0	1	488	2	OK		HBMA
05111470001242	30	0038	1	2	108	2	OK		HBMA
05111470001243	30	0038	2	3	87.5	2	OK		HBMA
05111470001244		0038	3	4	Not Reportable	2	OK		HBMA
05111470001245	30	0038	4	5	75.4	2	OK		HBMA
05111470001246	30	0038	5	6	67.3	2	OK		HBMA
05111470001247	30	0039	-1	0	253	2	OK		HBMA
05111470001248	30	0039	0	1	301	2	OK		HBMA
05111470001249	30	0039	1	2	117	2	OK		HBMA
05111470001250	30	0039	2	3	99.9	2	OK		HBMA
05111470001251	30	0039	3	4	69.8	2	OK		HBMA
05111470001252	30	0039	4	5	85.0	2	OK		HBMA
05111470001253	30	0039	5	6	46.1	2	OK		HBMA
05111470001254	51	0044	-1	0	86.2	2	OK		HBMA
05111470001255	51	0044	0	1	258	2	OK		HBMA
05111470001256	51	0044	1	2	100	2	OK		HBMA
05111470001257	51	0044	2	3	155	2	OK		HBMA
05111470001258	51	0044	3	4	62.4	2	OK		HBMA
05111470001259	51	0044	4	5	80.2	2	OK		HBMA
05111470001260	51	0044	5	6	42.3	2	OK		HBMA
05111470001261	51	0049	-1	0	368	2	OK		HBMA
05111470001262	51	0049	0	1	163	2	OK		HBMA
05111470001263	51	0049	1	2	92.1	2	OK		HBMA
05111470001264	51	0049	2	3	71.3	2	OK		HBMA
05111470001265	51	0049	3	4	98.1	2	OK		HBMA
05111470001266	51	0049	4	5	50.7	2	OK		HBMA
05111470001267	50	0049	5	6	21.8	2	OK		HBMA

3-HPMA, HBMA, and CEMA in Human Urine
Celerion Study AA99071-03

Custom ID	Run ID	Subject	Start Day Nominal	Day Nominal	Concentration (ng/mL)	Split	Sample Condition	Sample Comments	Analyte
05111470001268	51	0052	-1	0	280	2	OK		HBMA
05111470001269	51	0052	0	1	446	2	OK		HBMA
05111470001270	50	0052	1	2	107	2	OK		HBMA
05111470001271	51	0052	2	3	104	2	OK		HBMA
05111470001272	51	0052	3	4	37.1	2	OK		HBMA
05111470001273	51	0052	4	5	45.5	2	OK		HBMA
05111470001274	51	0052	5	6	44.8	2	OK		HBMA
05111470001275	51	0053	-1	0	334	2	OK		HBMA
05111470001276	51	0053	0	1	351	2	OK		HBMA
05111470001277	51	0053	1	2	358	2	OK		HBMA
05111470001278	51	0053	2	3	359	2	OK		HBMA
05111470001279	51	0053	3	4	300	2	OK		HBMA
05111470001280	51	0053	4	5	244	2	OK		HBMA
05111470001281	51	0053	5	6	314	2	OK		HBMA
05111470001282	51	0055	-1	0	198	2	OK		HBMA
05111470001283	51	0055	0	1	264	2	OK		HBMA
05111470001284	51	0055	1	2	194	2	OK		HBMA
05111470001285	51	0055	2	3	248	2	OK		HBMA
05111470001286	51	0055	3	4	133	2	OK		HBMA
05111470001287	51	0055	4	5	217	2	OK		HBMA
05111470001288	51	0055	5	6	229	2	OK		HBMA
05111470001289	51	0057	-1	0	89.0	2	OK		HBMA
05111470001290	51	0057	0	1	141	2	OK		HBMA
05111470001291	51	0057	1	2	91.6	2	OK		HBMA
05111470001292	51	0057	2	3	111	2	OK		HBMA
05111470001293	51	0057	3	4	104	2	OK		HBMA
05111470001294	51	0057	4	5	74.7	2	OK		HBMA
05111470001295	51	0057	5	6	42.3	2	OK		HBMA

3-HPMA, HBMA, and CEMA in Human Urine
Celerion Study AA99071-03

Custom ID	Run ID	Subject	Start Day Nominal	Day Nominal	Concentration (ng/mL)	Split	Sample Condition	Sample Comments	Analyte
05111470001296	35	0060	-1	0	305	2	OK		HBMA
05111470001297	35	0060	0	1	408	2	OK		HBMA
05111470001298	35	0060	1	2	93.8	2	OK		HBMA
05111470001299	35	0060	2	3	216	2	OK		HBMA
05111470001300	35	0060	3	4	69.5	2	OK		HBMA
05111470001301	35	0060	4	5	109	2	OK		HBMA
05111470001302	35	0060	5	6	65.1	2	OK		HBMA
05111470001303	35	0062	-1	0	104	2	OK		HBMA
05111470001304	35	0062	0	1	233	2	OK		HBMA
05111470001305	35	0062	1	2	51.9	2	OK		HBMA
05111470001306	35	0062	2	3	97.3	2	OK		HBMA
05111470001307	35	0062	3	4	23.0	2	OK		HBMA
05111470001308	35	0062	4	5	37.8	2	OK		HBMA
05111470001309	35	0062	5	6	23.2	2	OK		HBMA
05111470001310	35	0064	-1	0	171	2	OK		HBMA
05111470001311	35	0064	0	1	382	2	OK		HBMA
05111470001312	35	0064	1	2	167	2	OK		HBMA
05111470001313	35	0064	2	3	224	2	OK		HBMA
05111470001314	35	0064	3	4	192	2	OK		HBMA
05111470001315	35	0064	4	5	160	2	OK		HBMA
05111470001316	35	0064	5	6	206	2	OK		HBMA
05111470001317	59	0183	-1	0	233	2	OK		HBMA
05111470001318	59	0183	0	1	292	2	OK		HBMA
05111470001319	59	0183	1	2	115	2	OK		HBMA
05111470001320	59	0183	2	3	206	2	OK		HBMA
05111470001321	59	0183	3	4	109	2	OK		HBMA
05111470001322	59	0183	4	5	43.8	2	OK		HBMA
05111470001323	59	0183	5	6	58.0	2	OK		HBMA

3-HPMA, HBMA, and CEMA in Human Urine
Celerion Study AA99071-03

Custom ID	Run ID	Subject	Start Day Nominal	Day Nominal	Concentration (ng/mL)	Split	Sample Condition	Sample Comments	Analyte
05111470001324	59	0185	-1	0	570	2	OK		HBMA
05111470001325	59	0185	0	1	260	2	OK		HBMA
05111470001326	59	0185	1	2	163	2	OK		HBMA
05111470001327	59	0185	2	3	148	2	OK		HBMA
05111470001328	59	0185	3	4	73.9	2	OK		HBMA
05111470001329	59	0185	4	5	51.0	2	OK		HBMA
05111470001330	59	0185	5	6	51.3	2	OK		HBMA
05111470001331	59	0187	-1	0	517	2	OK		HBMA
05111470001332	59	0187	0	1	244	2	OK		HBMA
05111470001333	59	0187	1	2	310	2	OK		HBMA
05111470001334	59	0187	2	3	376	2	OK		HBMA
05111470001335	59	0187	3	4	615	2	OK		HBMA
05111470001336	59	0187	4	5	304	2	OK		HBMA
05111470001337	59	0187	5	6	188	2	OK		HBMA
05111470001338	56	0190	-1	0	247	2	OK		HBMA
05111470001339	56	0190	0	1	290	2	OK		HBMA
05111470001340	56	0190	1	2	162	2	OK		HBMA
05111470001341	41	0190	2	3	143	2	OK		HBMA
05111470001342	41	0190	3	4	95.4	2	OK		HBMA
05111470001343	50	0190	4	5	32.9	2	OK		HBMA
05111470001344	50	0190	5	6	41.8	2	OK		HBMA
05111470001345	59	0191	-1	0	124	2	OK		HBMA
05111470001346	59	0191	0	1	204	2	OK		HBMA
05111470001347	59	0191	1	2	150	2	OK		HBMA
05111470001348	59	0191	2	3	242	2	OK		HBMA
05111470001349	59	0191	3	4	289	2	OK		HBMA
05111470001350	59	0191	4	5	121	2	OK		HBMA
05111470001351	59	0191	5	6	118	2	OK		HBMA

3-HPMA, HBMA, and CEMA in Human Urine
Celerion Study AA99071-03

Custom ID	Run ID	Subject	Start Day Nominal	Day Nominal	Concentration (ng/mL)	Split	Sample Condition	Sample Comments	Analyte
05111470001352	59	0192	-1	0	463	2	OK		HBMA
05111470001353	59	0192	0	1	556	2	OK		HBMA
05111470001354	59	0192	1	2	90.6	2	OK		HBMA
05111470001355	59	0192	2	3	155	2	OK		HBMA
05111470001356	59	0192	3	4	127	2	OK		HBMA
05111470001357	59	0192	4	5	48.7	2	OK		HBMA
05111470001358	59	0192	5	6	69.8	2	OK		HBMA
05111470001359	39	0134	-1	0	317	2	OK		HBMA
05111470001360	39	0134	0	1	407	2	OK		HBMA
05111470001361	39	0134	1	2	101	2	OK		HBMA
05111470001362	39	0134	2	3	107	2	OK		HBMA
05111470001363	39	0134	3	4	139	2	OK		HBMA
05111470001364	39	0134	4	5	63.3	2	OK		HBMA
05111470001365	39	0134	5	6	71.4	2	OK		HBMA
05111470001366	59	0181	-1	0	435	2	OK		HBMA
05111470001367	59	0181	0	1	423	2	OK		HBMA
05111470001368	59	0181	1	2	139	2	OK		HBMA
05111470001369	59	0181	2	3	118	2	OK		HBMA
05111470001370	59	0181	3	4	116	2	OK		HBMA
05111470001371	59	0181	4	5	46.7	2	OK		HBMA
05111470001372	59	0181	5	6	29.0	2	OK		HBMA
05111470001373	59	0189	-1	0	241	2	OK		HBMA
05111470001374	59	0189	0	1	208	2	OK		HBMA
05111470001375	59	0189	1	2	96.3	2	OK		HBMA
05111470001376	59	0189	2	3	139	2	OK		HBMA
05111470001377	59	0189	3	4	86.0	2	OK		HBMA
05111470001378	59	0189	4	5	52.9	2	OK		HBMA
05111470001379	59	0189	5	6	35.1	2	OK		HBMA

3-HPMA, HBMA, and CEMA in Human Urine
Celerion Study AA99071-03

Custom ID	Run ID	Subject	Start Day Nominal	Day Nominal	Concentration (ng/mL)	Split	Sample Condition	Sample Comments	Analyte
05111470001380	59	0193	-1	0	136	2	OK		HBMA
05111470001381	59	0193	0	1	468	2	OK		HBMA
05111470001382	59	0193	1	2	51.0	2	OK		HBMA
05111470001383	59	0193	2	3	109	2	OK		HBMA
05111470001384	59	0193	3	4	85.6	2	OK		HBMA
05111470001385	59	0193	4	5	65.5	2	OK		HBMA
05111470001386	59	0193	5	6	37.7	2	OK		HBMA
05111470001387	43	0195	-1	0	149	2	OK		HBMA
05111470001388	43	0195	0	1	164	2	OK		HBMA
05111470001389	43	0195	1	2	77.4	2	OK		HBMA
05111470001390	43	0195	2	3	53.7	2	OK		HBMA
05111470001391	43	0195	3	4	72.7	2	OK		HBMA
05111470001392	43	0195	4	5	85.2	2	OK		HBMA
05111470001393	43	0195	5	6	BLQ<(20.0)	2	OK		HBMA
05111470001394	43	0196	-1	0	46.8	2	OK		HBMA
05111470001395	43	0196	0	1	74.9	2	OK		HBMA
05111470001396	43	0196	1	2	29.9	2	OK		HBMA
05111470001397	43	0196	2	3	BLQ<(20.0)	2	OK		HBMA
05111470001398	43	0196	3	4	30.8	2	OK		HBMA
05111470001399	43	0196	4	5	73.0	2	OK		HBMA
05111470001400	43	0196	5	6	BLQ<(20.0)	2	OK		HBMA
05111470001401	43	0197	-1	0	193	2	OK		HBMA
05111470001402	43	0197	0	1	803	2	OK		HBMA
05111470001403	43	0197	1	2	124	2	OK		HBMA
05111470001404	43	0197	2	3	225	2	OK		HBMA
05111470001405	43	0197	3	4	103	2	OK		HBMA
05111470001406	43	0197	4	5	46.4	2	OK		HBMA
05111470001407	43	0197	5	6	42.7	2	OK		HBMA

3-HPMA, HBMA, and CEMA in Human Urine
Celerion Study AA99071-03

Custom ID	Run ID	Subject	Start Day Nominal	Day Nominal	Concentration (ng/mL)	Split	Sample Condition	Sample Comments	Analyte
05111470001408	43	0198	-1	0	216	2	OK		HBMA
05111470001409	43	0198	0	1	689	2	OK		HBMA
05111470001410	43	0198	1	2	356	2	OK		HBMA
05111470001411	43	0198	2	3	658	2	OK		HBMA
05111470001412	43	0198	3	4	484	2	OK		HBMA
05111470001413	43	0198	4	5	465	2	OK		HBMA
05111470001414	43	0198	5	6	321	2	OK		HBMA
05111470001415	43	0200	-1	0	129	2	OK		HBMA
05111470001416	43	0200	0	1	338	2	OK		HBMA
05111470001417	43	0200	1	2	183	2	OK		HBMA
05111470001418	43	0200	2	3	224	2	OK		HBMA
05111470001419	43	0200	3	4	241	2	OK		HBMA
05111470001420	43	0200	4	5	203	2	OK		HBMA
05111470001421	43	0200	5	6	99.7	2	OK		HBMA
05111470001422	43	0202	-1	0	124	2	OK		HBMA
05111470001423	43	0202	0	1	224	2	OK		HBMA
05111470001424	43	0202	1	2	191	2	OK		HBMA
05111470001425	43	0202	2	3	122	2	OK		HBMA
05111470001426	43	0202	3	4	112	2	OK		HBMA
05111470001427	43	0202	4	5	52.6	2	OK		HBMA
05111470001428	43	0202	5	6	BLQ<(20.0)	2	OK		HBMA
05111470001429	43	0203	-1	0	165	2	OK		HBMA
05111470001430	43	0203	0	1	262	2	OK		HBMA
05111470001431	43	0203	1	2	62.6	2	OK		HBMA
05111470001432	43	0203	2	3	204	2	OK		HBMA
05111470001433	43	0203	3	4	69.8	2	OK		HBMA
05111470001434	43	0203	4	5	29.1	2	OK		HBMA
05111470001435	43	0203	5	6	BLQ<(20.0)	2	OK		HBMA

3-HPMA, HBMA, and CEMA in Human Urine
Celerion Study AA99071-03

Custom ID	Run ID	Subject	Start Day Nominal	Day Nominal	Concentration (ng/mL)	Split	Sample Condition	Sample Comments	Analyte
05111470001436	43	0204	-1	0	78.4	2	OK		HBMA
05111470001437	43	0204	0	1	240	2	OK		HBMA
05111470001438	43	0204	1	2	129	2	OK		HBMA
05111470001439	43	0204	2	3	124	2	OK		HBMA
05111470001440	43	0204	3	4	189	2	OK		HBMA
05111470001441	43	0204	4	5	130	2	OK		HBMA
05111470001442	43	0204	5	6	83.0	2	OK		HBMA
05111470001443	44	0206	-1	0	240	2	OK		HBMA
05111470001444	44	0206	0	1	605	2	OK		HBMA
05111470001445	44	0206	1	2	82.9	2	OK		HBMA
05111470001446	44	0206	2	3	215	2	OK		HBMA
05111470001447	44	0206	3	4	180	2	OK		HBMA
05111470001448	44	0206	4	5	43.6	2	OK		HBMA
05111470001449	44	0206	5	6	43.8	2	OK		HBMA
05111470001450	44	0210	-1	0	325	2	OK		HBMA
05111470001451	44	0210	0	1	320	2	OK		HBMA
05111470001452	44	0210	1	2	83.2	2	OK		HBMA
05111470001453	44	0210	2	3	80.5	2	OK		HBMA
05111470001454	44	0210	3	4	135	2	OK		HBMA
05111470001455	44	0210	4	5	54.1	2	OK		HBMA
05111470001456	44	0210	5	6	BLQ<(20.0)	2	OK		HBMA
05111470001457		0211	-1	0	.	2	Other	Analysis not required	HBMA
05111470001458		0211	0	1	.	2	Other	Analysis not required	HBMA
05111470001464	44	0216	-1	0	283	2	OK		HBMA
05111470001465	44	0216	0	1	479	2	OK		HBMA
05111470001466	44	0216	1	2	102	2	OK		HBMA
05111470001467	44	0216	2	3	154	2	OK		HBMA
05111470001468	44	0216	3	4	99.7	2	OK		HBMA

3-HPMA, HBMA, and CEMA in Human Urine
Celerion Study AA99071-03

Custom ID	Run ID	Subject	Start Day Nominal	Day Nominal	Concentration (ng/mL)	Split	Sample Condition	Sample Comments	Analyte
05111470001469	44	0216	4	5	55.1	2	OK		HBMA
05111470001470	44	0216	5	6	39.3	2	OK		HBMA
05111470001471	44	0218	-1	0	225	2	OK		HBMA
05111470001472	44	0218	0	1	674	2	OK		HBMA
05111470001473	44	0218	1	2	81.6	2	OK		HBMA
05111470001474	44	0218	2	3	257	2	OK		HBMA
05111470001475	44	0218	3	4	134	2	OK		HBMA
05111470001476	44	0218	4	5	49.4	2	OK		HBMA
05111470001477	44	0218	5	6	39.9	2	OK		HBMA
05111470001478	44	0220	-1	0	188	2	OK		HBMA
05111470001479	44	0220	0	1	369	2	OK		HBMA
05111470001480	44	0220	1	2	62.6	2	OK		HBMA
05111470001481	44	0220	2	3	125	2	OK		HBMA
05111470001482	44	0220	3	4	113	2	OK		HBMA
05111470001483	44	0220	4	5	36.6	2	OK		HBMA
05111470001484	44	0220	5	6	BLQ<(20.0)	2	OK		HBMA
05111470001485	44	0224	-1	0	199	2	OK		HBMA
05111470001486	44	0224	0	1	476	2	OK		HBMA
05111470001487	44	0224	1	2	257	2	OK		HBMA
05111470001488	44	0224	2	3	300	2	OK		HBMA
05111470001489	44	0224	3	4	292	2	OK		HBMA
05111470001490	44	0224	4	5	236	2	OK		HBMA
05111470001491	44	0224	5	6	147	2	OK		HBMA
05111470001492	44	0228	-1	0	154	2	OK		HBMA
05111470001493	44	0228	0	1	491	2	OK		HBMA
05111470001494	44	0228	1	2	91.3	2	OK		HBMA
05111470001495	44	0228	2	3	93.8	2	OK		HBMA
05111470001496	44	0228	3	4	95.5	2	OK		HBMA

3-HPMA, HBMA, and CEMA in Human Urine
Celerion Study AA99071-03

Custom ID	Run ID	Subject	Start Day Nominal	Day Nominal	Concentration (ng/mL)	Split	Sample Condition	Sample Comments	Analyte
05111470001497	44	0228	4	5	37.9	2	OK		HBMA
05111470001498	44	0228	5	6	22.9	2	OK		HBMA
05111470001499	44	0229	-1	0	143	2	OK		HBMA
05111470001500	44	0229	0	1	189	2	OK		HBMA
05111470001501	44	0229	1	2	157	2	OK		HBMA
05111470001502	44	0229	2	3	205	2	OK		HBMA
05111470001503	44	0229	3	4	178	2	OK		HBMA
05111470001504	44	0229	4	5	153	2	OK		HBMA
05111470001505	44	0229	5	6	70.3	2	OK		HBMA
05111470001506	45	0230	-1	0	163	2	OK		HBMA
05111470001507	45	0230	0	1	442	2	OK		HBMA
05111470001508	45	0230	1	2	255	2	OK		HBMA
05111470001509	45	0230	2	3	242	2	OK		HBMA
05111470001510	45	0230	3	4	253	2	OK		HBMA
05111470001511	45	0230	4	5	236	2	OK		HBMA
05111470001512	45	0230	5	6	245	2	OK		HBMA
05111470001513	45	0232	-1	0	131	2	OK		HBMA
05111470001514	45	0232	0	1	210	2	OK		HBMA
05111470001515	45	0232	1	2	55.5	2	OK		HBMA
05111470001516	45	0232	2	3	82.8	2	OK		HBMA
05111470001517	45	0232	3	4	79.4	2	OK		HBMA
05111470001518	45	0232	4	5	47.3	2	OK		HBMA
05111470001519	45	0232	5	6	21.1	2	OK		HBMA
05111470001520	45	0234	-1	0	214	2	OK		HBMA
05111470001521	45	0234	0	1	509	2	OK		HBMA
05111470001522	45	0234	1	2	115	2	OK		HBMA
05111470001523	45	0234	2	3	237	2	OK		HBMA
05111470001524	45	0234	3	4	119	2	OK		HBMA

3-HPMA, HBMA, and CEMA in Human Urine
Celerion Study AA99071-03

Custom ID	Run ID	Subject	Start Day Nominal	Day Nominal	Concentration (ng/mL)	Split	Sample Condition	Sample Comments	Analyte
05111470001525	45	0234	4	5	70.3	2	OK		HBMA
05111470001526	45	0234	5	6	34.5	2	OK		HBMA
05111470001527	45	0240	-1	0	307	2	OK		HBMA
05111470001528	45	0240	0	1	456	2	OK		HBMA
05111470001529	45	0240	1	2	59.7	2	OK		HBMA
05111470001530	45	0240	2	3	89.4	2	OK		HBMA
05111470001531	45	0240	3	4	145	2	OK		HBMA
05111470001532	45	0240	4	5	56.2	2	OK		HBMA
05111470001533	45	0240	5	6	26.9	2	OK		HBMA
05111470001534	45	0241	-1	0	288	2	OK		HBMA
05111470001535	45	0241	0	1	473	2	OK		HBMA
05111470001536	45	0241	1	2	65.8	2	OK		HBMA
05111470001537	45	0241	2	3	182	2	OK		HBMA
05111470001538	45	0241	3	4	79.2	2	OK		HBMA
05111470001539	45	0241	4	5	50.7	2	OK		HBMA
05111470001540	45	0241	5	6	33.9	2	OK		HBMA
05111470001541		0242	-1	0	.	2	Other	Analysis not required	HBMA
05111470001542		0242	0	1	.	2	Other	Analysis not required	HBMA
05111470001548	45	0244	-1	0	258	2	OK		HBMA
05111470001549	45	0244	0	1	322	2	OK		HBMA
05111470001550	45	0244	1	2	96.7	2	OK		HBMA
05111470001551	45	0244	2	3	132	2	OK		HBMA
05111470001552	45	0244	3	4	88.9	2	OK		HBMA
05111470001553	45	0244	4	5	76.0	2	OK		HBMA
05111470001554	45	0244	5	6	40.9	2	OK		HBMA
05111470001555		0245	-1	0	.	2	Other	Analysis not required	HBMA
05111470001556		0245	0	1	.	2	Other	Analysis not required	HBMA
05111470001562		0247	-1	0	.	2	Other	Analysis not required	HBMA

3-HPMA, HBMA, and CEMA in Human Urine
Celerion Study AA99071-03

Custom ID	Run ID	Subject	Start Day Nominal	Day Nominal	Concentration (ng/mL)	Split	Sample Condition	Sample Comments	Analyte
05111470001563		0247	0	1	.	2	Other	Analysis not required	HBMA
05111470001569	45	0249	-1	0	759	2	OK		HBMA
05111470001570	45	0249	0	1	826	2	OK		HBMA
05111470001571	45	0249	1	2	92.1	2	OK		HBMA
05111470001572	45	0249	2	3	191	2	OK		HBMA
05111470001573	45	0249	3	4	147	2	OK		HBMA
05111470001574	45	0249	4	5	60.9	2	OK		HBMA
05111470001575	45	0249	5	6	65.5	2	OK		HBMA
05111470001576	45	0251	-1	0	183	2	OK		HBMA
05111470001577	45	0251	0	1	211	2	OK		HBMA
05111470001578	45	0251	1	2	55.8	2	OK		HBMA
05111470001579	45	0251	2	3	99.9	2	OK		HBMA
05111470001580	45	0251	3	4	47.8	2	OK		HBMA
05111470001581	45	0251	4	5	37.4	2	OK		HBMA
05111470001582	45	0251	5	6	BLQ<(20.0)	2	OK		HBMA
05111470001583	46	0252	-1	0	196	2	OK		HBMA
05111470001584	46	0252	0	1	373	2	OK		HBMA
05111470001585	46	0252	1	2	59.0	2	OK		HBMA
05111470001586	46	0252	2	3	156	2	OK		HBMA
05111470001587	46	0252	3	4	119	2	OK		HBMA
05111470001588	46	0252	4	5	31.2	2	OK		HBMA
05111470001589	46	0252	5	6	33.3	2	OK		HBMA
05111470001590	46	0255	-1	0	236	2	OK		HBMA
05111470001591	46	0255	0	1	320	2	OK		HBMA
05111470001592	46	0255	1	2	41.3	2	OK		HBMA
05111470001593	46	0255	2	3	122	2	OK		HBMA
05111470001594	46	0255	3	4	64.9	2	OK		HBMA
05111470001595	46	0255	4	5	62.6	2	OK		HBMA

3-HPMA, HBMA, and CEMA in Human Urine
Celerion Study AA99071-03

Custom ID	Run ID	Subject	Start Day Nominal	Day Nominal	Concentration (ng/mL)	Split	Sample Condition	Sample Comments	Analyte
05111470001596	46	0255	5	6	40.9	2	OK		HBMA
05111470001597	46	0256	-1	0	217	2	OK		HBMA
05111470001598	46	0256	0	1	622	2	OK		HBMA
05111470001599	46	0256	1	2	151	2	OK		HBMA
05111470001600	46	0256	2	3	206	2	OK		HBMA
05111470001601	46	0256	3	4	183	2	OK		HBMA
05111470001602	46	0256	4	5	315	2	OK		HBMA
05111470001603	46	0256	5	6	92.9	2	OK		HBMA
05111470001604	46	0262	-1	0	212	2	OK		HBMA
05111470001605		0262	0	1	.	2	Other	Empty Tube	HBMA
05111470001606	46	0262	1	2	308	2	OK		HBMA
05111470001607	46	0262	2	3	295	2	OK		HBMA
05111470001608	46	0262	3	4	385	2	OK		HBMA
05111470001609	46	0262	4	5	250	2	OK		HBMA
05111470001610	46	0262	5	6	94.6	2	OK		HBMA
05111470001611	46	0264	-1	0	107	2	OK		HBMA
05111470001612	46	0264	0	1	242	2	OK		HBMA
05111470001613	46	0264	1	2	80.2	2	OK		HBMA
05111470001614	46	0264	2	3	108	2	OK		HBMA
05111470001615	46	0264	3	4	149	2	OK		HBMA
05111470001616	46	0264	4	5	93.5	2	OK		HBMA
05111470001617	46	0264	5	6	BLQ<(20.0)	2	OK		HBMA
05111470001618	46	0265	-1	0	289	2	OK		HBMA
05111470001619	46	0265	0	1	559	2	OK		HBMA
05111470001620	46	0265	1	2	139	2	OK		HBMA
05111470001621	46	0265	2	3	143	2	OK		HBMA
05111470001622	46	0265	3	4	111	2	OK		HBMA
05111470001623	46	0265	4	5	55.0	2	OK		HBMA

3-HPMA, HBMA, and CEMA in Human Urine
Celerion Study AA99071-03

Custom ID	Run ID	Subject	Start Day Nominal	Day Nominal	Concentration (ng/mL)	Split	Sample Condition	Sample Comments	Analyte
05111470001624	46	0265	5	6	36.6	2	OK		HBMA
05111470001625	46	0266	-1	0	309	2	OK		HBMA
05111470001626	46	0266	0	1	443	2	OK		HBMA
05111470001627	46	0266	1	2	140	2	OK		HBMA
05111470001628	46	0266	2	3	86.7	2	OK		HBMA
05111470001629	46	0266	3	4	102	2	OK		HBMA
05111470001630	46	0266	4	5	35.9	2	OK		HBMA
05111470001631	46	0266	5	6	44.1	2	OK		HBMA
05111470001632		0269	-1	0	.	2	Other	Analysis not required	HBMA
05111470001633		0269	0	1	.	2	Other	Analysis not required	HBMA
05111470001639	46	0272	-1	0	278	2	OK		HBMA
05111470001640	46	0272	0	1	461	2	OK		HBMA
05111470001641	46	0272	1	2	109	2	OK		HBMA
05111470001642	46	0272	2	3	288	2	OK		HBMA
05111470001643	46	0272	3	4	235	2	OK		HBMA
05111470001644	46	0272	4	5	74.2	2	OK		HBMA
05111470001645	46	0272	5	6	103	2	OK		HBMA
05111470001646	47	0273	-1	0	241	2	OK		HBMA
05111470001647	47	0273	0	1	436	2	OK		HBMA
05111470001648	47	0273	1	2	106	2	OK		HBMA
05111470001649	47	0273	2	3	74.6	2	OK		HBMA
05111470001650	47	0273	3	4	69.9	2	OK		HBMA
05111470001651	47	0273	4	5	27.9	2	OK		HBMA
05111470001652	47	0273	5	6	39.5	2	OK		HBMA
05111470001653	47	0276	-1	0	48.7	2	OK		HBMA
05111470001654	47	0276	0	1	122	2	OK		HBMA
05111470001655	47	0276	1	2	86.8	2	OK		HBMA
05111470001656	47	0276	2	3	92.9	2	OK		HBMA

3-HPMA, HBMA, and CEMA in Human Urine
Celerion Study AA99071-03

Custom ID	Run ID	Subject	Start Day Nominal	Day Nominal	Concentration (ng/mL)	Split	Sample Condition	Sample Comments	Analyte
05111470001657	47	0276	3	4	66.3	2	OK		HBMA
05111470001658	47	0276	4	5	76.8	2	OK		HBMA
05111470001659	47	0276	5	6	46.0	2	OK		HBMA
05111470001660	47	0277	-1	0	229	2	OK		HBMA
05111470001661	47	0277	0	1	393	2	OK		HBMA
05111470001662	47	0277	1	2	115	2	OK		HBMA
05111470001663	47	0277	2	3	127	2	OK		HBMA
05111470001664	47	0277	3	4	104	2	OK		HBMA
05111470001665	47	0277	4	5	43.1	2	OK		HBMA
05111470001666	47	0277	5	6	64.0	2	OK		HBMA
05111470001667	47	0278	-1	0	211	2	OK		HBMA
05111470001668	47	0278	0	1	271	2	OK		HBMA
05111470001669	47	0278	1	2	393	2	OK		HBMA
05111470001670	47	0278	2	3	372	2	OK		HBMA
05111470001671	47	0278	3	4	266	2	OK		HBMA
05111470001672	50	0278	4	5	179	2	OK		HBMA
05111470001673	47	0278	5	6	172	2	OK		HBMA
05111470001674	47	0279	-1	0	360	2	OK		HBMA
05111470001675	47	0279	0	1	245	2	OK		HBMA
05111470001676	47	0279	1	2	151	2	OK		HBMA
05111470001677	47	0279	2	3	145	2	OK		HBMA
05111470001678	47	0279	3	4	168	2	OK		HBMA
05111470001679	47	0279	4	5	67.2	2	OK		HBMA
05111470001680	47	0279	5	6	54.0	2	OK		HBMA
05111470001681	50	0281	-1	0	439	2	OK		HBMA
05111470001682	50	0281	0	1	559	2	OK		HBMA
05111470001683	47	0281	1	2	144	2	OK		HBMA
05111470001684	47	0281	2	3	189	2	OK		HBMA

3-HPMA, HBMA, and CEMA in Human Urine
Celerion Study AA99071-03

Custom ID	Run ID	Subject	Start Day Nominal	Day Nominal	Concentration (ng/mL)	Split	Sample Condition	Sample Comments	Analyte
05111470001685	47	0281	3	4	286	2	OK		HBMA
05111470001686	47	0281	4	5	72.7	2	OK		HBMA
05111470001687	47	0281	5	6	106	2	OK		HBMA
05111470001688	47	0282	-1	0	195	2	OK		HBMA
05111470001689	47	0282	0	1	381	2	OK		HBMA
05111470001690	47	0282	1	2	75.2	2	OK		HBMA
05111470001691	47	0282	2	3	82.3	2	OK		HBMA
05111470001692	47	0282	3	4	74.3	2	OK		HBMA
05111470001693	47	0282	4	5	74.6	2	OK		HBMA
05111470001694	47	0282	5	6	32.3	2	OK		HBMA
05111470001695	47	0283	-1	0	128	2	OK		HBMA
05111470001696	47	0283	0	1	214	2	OK		HBMA
05111470001697	47	0283	1	2	167	2	OK		HBMA
05111470001698	47	0283	2	3	184	2	OK		HBMA
05111470001699	47	0283	3	4	191	2	OK		HBMA
05111470001700	47	0283	4	5	100	2	OK		HBMA
05111470001701	47	0283	5	6	90.8	2	OK		HBMA
05111470001702	55	0285	-1	0	234	2	OK		HBMA
05111470001703	55	0285	0	1	603	2	OK		HBMA
05111470001704	55	0285	1	2	556	2	OK		HBMA
05111470001705	55	0285	2	3	575	2	OK		HBMA
05111470001706	55	0285	3	4	414	2	OK		HBMA
05111470001707	55	0285	4	5	292	2	OK		HBMA
05111470001708	55	0285	5	6	435	2	OK		HBMA
05111470001709	55	0287	-1	0	250	2	OK		HBMA
05111470001710	55	0287	0	1	390	2	OK		HBMA
05111470001711	55	0287	1	2	206	2	OK		HBMA
05111470001712	55	0287	2	3	91.6	2	OK		HBMA

3-HPMA, HBMA, and CEMA in Human Urine
Celerion Study AA99071-03

Custom ID	Run ID	Subject	Start Day Nominal	Day Nominal	Concentration (ng/mL)	Split	Sample Condition	Sample Comments	Analyte
05111470001713	55	0287	3	4	129	2	OK		HBMA
05111470001714	55	0287	4	5	71.7	2	OK		HBMA
05111470001715	55	0287	5	6	86.6	2	OK		HBMA
05111470001716		0288	-1	0	.	2	Other	Analysis not required	HBMA
05111470001717		0288	0	1	.	2	Other	Analysis not required	HBMA
05111470001723	55	0289	-1	0	263	2	OK		HBMA
05111470001724	55	0289	0	1	325	2	OK		HBMA
05111470001725	55	0289	1	2	130	2	OK		HBMA
05111470001726	55	0289	2	3	109	2	OK		HBMA
05111470001727	55	0289	3	4	92.1	2	OK		HBMA
05111470001728	55	0289	4	5	43.5	2	OK		HBMA
05111470001729	55	0289	5	6	46.1	2	OK		HBMA
05111470001730	55	0291	-1	0	308	2	OK		HBMA
05111470001731	55	0291	0	1	312	2	OK		HBMA
05111470001732	55	0291	1	2	89.1	2	OK		HBMA
05111470001733	55	0291	2	3	112	2	OK		HBMA
05111470001734	55	0291	3	4	106	2	OK		HBMA
05111470001735	55	0291	4	5	89.2	2	OK		HBMA
05111470001736	55	0291	5	6	43.7	2	OK		HBMA
05111470001737	55	0292	-1	0	129	2	OK		HBMA
05111470001738	55	0292	0	1	245	2	OK		HBMA
05111470001739	55	0292	1	2	131	2	OK		HBMA
05111470001740	55	0292	2	3	53.9	2	OK		HBMA
05111470001741	55	0292	3	4	106	2	OK		HBMA
05111470001742	55	0292	4	5	32.5	2	OK		HBMA
05111470001743	55	0292	5	6	34.9	2	OK		HBMA
05111470001744	55	0296	-1	0	242	2	OK		HBMA
05111470001745	55	0296	0	1	365	2	OK		HBMA

3-HPMA, HBMA, and CEMA in Human Urine
Celerion Study AA99071-03

Custom ID	Run ID	Subject	Start Day Nominal	Day Nominal	Concentration (ng/mL)	Split	Sample Condition	Sample Comments	Analyte
05111470001746	55	0296	1	2	137	2	OK		HBMA
05111470001747	55	0296	2	3	264	2	OK		HBMA
05111470001748	55	0296	3	4	180	2	OK		HBMA
05111470001749	55	0296	4	5	110	2	OK		HBMA
05111470001750	55	0296	5	6	101	2	OK		HBMA
05111470001751	55	0298	-1	0	214	2	OK		HBMA
05111470001752	55	0298	0	1	397	2	OK		HBMA
05111470001753	55	0298	1	2	402	2	OK		HBMA
05111470001754	55	0298	2	3	224	2	OK		HBMA
05111470001755	55	0298	3	4	248	2	OK		HBMA
05111470001756	55	0298	4	5	159	2	OK		HBMA
05111470001757	55	0298	5	6	265	2	OK		HBMA
05111470001758		0299	-1	0	.	2	Other	Analysis not required	HBMA
05111470001759		0299	0	1	.	2	Other	Analysis not required	HBMA
05111470001765	55	0300	-1	0	70.0	2	OK		HBMA
05111470001766	55	0300	0	1	105	2	OK		HBMA
05111470001767	55	0300	1	2	50.5	2	OK		HBMA
05111470001768	55	0300	2	3	37.0	2	OK		HBMA
05111470001769	55	0300	3	4	74.5	2	OK		HBMA
05111470001770	55	0300	4	5	49.4	2	OK		HBMA
05111470001771	55	0300	5	6	44.2	2	OK		HBMA
05111470001772	49	0301	-1	0	322	2	OK		HBMA
05111470001773	49	0301	0	1	574	2	OK		HBMA
05111470001774	49	0301	1	2	109	2	OK		HBMA
05111470001775	49	0301	2	3	137	2	OK		HBMA
05111470001776	49	0301	3	4	144	2	OK		HBMA
05111470001777	49	0301	4	5	82.5	2	OK		HBMA
05111470001778	49	0301	5	6	68.8	2	OK		HBMA

3-HPMA, HBMA, and CEMA in Human Urine
Celerion Study AA99071-03

Custom ID	Run ID	Subject	Start Day Nominal	Day Nominal	Concentration (ng/mL)	Split	Sample Condition	Sample Comments	Analyte
05111470001779	49	0306	-1	0	520	2	OK		HBMA
05111470001780	49	0306	0	1	709	2	OK		HBMA
05111470001781	49	0306	1	2	168	2	OK		HBMA
05111470001782	49	0306	2	3	145	2	OK		HBMA
05111470001783	49	0306	3	4	131	2	OK		HBMA
05111470001784	49	0306	4	5	64.5	2	OK		HBMA
05111470001785	49	0306	5	6	88.0	2	OK		HBMA
05111470001786	49	0307	-1	0	290	2	OK		HBMA
05111470001787	49	0307	0	1	517	2	OK		HBMA
05111470001788	49	0307	1	2	186	2	OK		HBMA
05111470001789	49	0307	2	3	216	2	OK		HBMA
05111470001790	49	0307	3	4	167	2	OK		HBMA
05111470001791	49	0307	4	5	91.3	2	OK		HBMA
05111470001792	49	0307	5	6	107	2	OK		HBMA
05111470001793	49	0308	-1	0	348	2	OK		HBMA
05111470001794	49	0308	0	1	816	2	OK		HBMA
05111470001795	49	0308	1	2	125	2	OK		HBMA
05111470001796	49	0308	2	3	187	2	OK		HBMA
05111470001797	49	0308	3	4	121	2	OK		HBMA
05111470001798	49	0308	4	5	75.5	2	OK		HBMA
05111470001799	49	0308	5	6	89.8	2	OK		HBMA
05111470001800		0309	-1	0	.	2	Other	Analysis not required	HBMA
05111470001801		0309	0	1	.	2	Other	Analysis not required	HBMA
05111470001807		0312	-1	0	.	2	Other	Analysis not required	HBMA
05111470001808		0312	0	1	.	2	Other	Analysis not required	HBMA
05111470001821	28	0001	-1	0	131	2	OK		HBMA
05111470001822	28	0001	0	1	216	2	OK		HBMA
05111470001823	28	0001	1	2	68.4	2	OK		HBMA

3-HPMA, HBMA, and CEMA in Human Urine
Celerion Study AA99071-03

Custom ID	Run ID	Subject	Start Day Nominal	Day Nominal	Concentration (ng/mL)	Split	Sample Condition	Sample Comments	Analyte
05111470001824	28	0001	2	3	120	2	OK		HBMA
05111470001825	28	0001	3	4	83.5	2	OK		HBMA
05111470001826	28	0001	4	5	46.0	2	OK		HBMA
05111470001827	28	0001	5	6	45.6	2	OK		HBMA
05111470001828	28	0004	-1	0	196	2	OK		HBMA
05111470001829	28	0004	0	1	282	2	OK		HBMA
05111470001830	28	0004	1	2	123	2	OK		HBMA
05111470001831	28	0004	2	3	106	2	OK		HBMA
05111470001832	28	0004	3	4	107	2	OK		HBMA
05111470001833	28	0004	4	5	59.9	2	OK		HBMA
05111470001834	28	0004	5	6	34.6	2	OK		HBMA
05111470001835	28	0013	-1	0	246	2	OK		HBMA
05111470001836	28	0013	0	1	644	2	OK		HBMA
05111470001837	28	0013	1	2	77.3	2	OK		HBMA
05111470001838	28	0013	2	3	244	2	OK		HBMA
05111470001839	28	0013	3	4	85.0	2	OK		HBMA
05111470001840	28	0013	4	5	25.9	2	OK		HBMA
05111470001841	28	0013	5	6	46.7	2	OK		HBMA
05111470001842	29	0021	-1	0	169	2	OK		HBMA
05111470001843	29	0021	0	1	310	2	OK		HBMA
05111470001844	29	0021	1	2	102	2	OK		HBMA
05111470001845	29	0021	2	3	545	2	OK		HBMA
05111470001846	29	0021	3	4	87.9	2	OK		HBMA
05111470001847	29	0021	4	5	37.6	2	OK		HBMA
05111470001848	29	0021	5	6	48.2	2	OK		HBMA
05111470001849	30	0037	-1	0	300	2	OK		HBMA
05111470001850	52	0037	0	1	316	2	OK		HBMA
05111470001851	30	0037	1	2	382	2	OK		HBMA

3-HPMA, HBMA, and CEMA in Human Urine
Celerion Study AA99071-03

Custom ID	Run ID	Subject	Start Day Nominal	Day Nominal	Concentration (ng/mL)	Split	Sample Condition	Sample Comments	Analyte
05111470001852	30	0037	2	3	350	2	OK		HBMA
05111470001853	30	0037	3	4	307	2	OK		HBMA
05111470001854	30	0037	4	5	370	2	OK		HBMA
05111470001855	30	0037	5	6	364	2	OK		HBMA
05111470001856	51	0042	-1	0	208	2	OK		HBMA
05111470001857	51	0042	0	1	369	2	OK		HBMA
05111470001858	51	0042	1	2	368	2	OK		HBMA
05111470001859	51	0042	2	3	140	2	OK		HBMA
05111470001860	51	0042	3	4	783	2	OK		HBMA
05111470001861	51	0042	4	5	237	2	OK		HBMA
05111470001862	51	0042	5	6	274	2	OK		HBMA
05111470001863	51	0051	-1	0	137	2	OK		HBMA
05111470001864	51	0051	0	1	126	2	OK		HBMA
05111470001865	51	0051	1	2	62.4	2	OK		HBMA
05111470001866	51	0051	2	3	55.3	2	OK		HBMA
05111470001867	51	0051	3	4	29.3	2	OK		HBMA
05111470001868	51	0051	4	5	BLQ<(20.0)	2	OK		HBMA
05111470001869	51	0051	5	6	21.1	2	OK		HBMA
05111470001870	35	0063	-1	0	169	2	OK		HBMA
05111470001871	35	0063	0	1	305	2	OK		HBMA
05111470001872	35	0063	1	2	92.0	2	OK		HBMA
05111470001873	35	0063	2	3	27.0	2	OK		HBMA
05111470001874	35	0063	3	4	50.8	2	OK		HBMA
05111470001875	35	0063	4	5	24.8	2	OK		HBMA
05111470001876	35	0063	5	6	35.4	2	OK		HBMA
05111470001877	35	0066	-1	0	179	2	OK		HBMA
05111470001878	35	0066	0	1	326	2	OK		HBMA
05111470001879	35	0066	1	2	71.6	2	OK		HBMA

3-HPMA, HBMA, and CEMA in Human Urine
Celerion Study AA99071-03

Custom ID	Run ID	Subject	Start Day Nominal	Day Nominal	Concentration (ng/mL)	Split	Sample Condition	Sample Comments	Analyte
05111470001880	35	0066	2	3	119	2	OK		HBMA
05111470001881	35	0066	3	4	73.8	2	OK		HBMA
05111470001882	35	0066	4	5	30.8	2	OK		HBMA
05111470001883	35	0066	5	6	33.3	2	OK		HBMA
05111470001884	35	0067	-1	0	138	2	OK		HBMA
05111470001885	35	0067	0	1	299	2	OK		HBMA
05111470001886	35	0067	1	2	161	2	OK		HBMA
05111470001887	35	0067	2	3	185	2	OK		HBMA
05111470001888	35	0067	3	4	152	2	OK		HBMA
05111470001889	35	0067	4	5	87.2	2	OK		HBMA
05111470001890	35	0067	5	6	105	2	OK		HBMA
05111470001891	35	0069	-1	0	213	2	OK		HBMA
05111470001892	35	0069	0	1	340	2	OK		HBMA
05111470001893	35	0069	1	2	134	2	OK		HBMA
05111470001894	35	0069	2	3	163	2	OK		HBMA
05111470001895	35	0069	3	4	90.6	2	OK		HBMA
05111470001896	35	0069	4	5	42.7	2	OK		HBMA
05111470001897	35	0069	5	6	36.4	2	OK		HBMA
05111470001898	35	0071	-1	0	463	2	OK		HBMA
05111470001899	35	0071	0	1	376	2	OK		HBMA
05111470001900	35	0071	1	2	142	2	OK		HBMA
05111470001901	35	0071	2	3	164	2	OK		HBMA
05111470001902	35	0071	3	4	93.7	2	OK		HBMA
05111470001903	35	0071	4	5	BLQ<(20.0)	2	OK		HBMA
05111470001904	35	0071	5	6	46.8	2	OK		HBMA
05111470001905	58	0072	-1	0	201	2	OK		HBMA
05111470001906	58	0072	0	1	255	2	OK		HBMA
05111470001907	58	0072	1	2	256	2	OK		HBMA

3-HPMA, HBMA, and CEMA in Human Urine
Celerion Study AA99071-03

Custom ID	Run ID	Subject	Start Day Nominal	Day Nominal	Concentration (ng/mL)	Split	Sample Condition	Sample Comments	Analyte
05111470001908	58	0072	2	3	334	2	OK		HBMA
05111470001909	58	0072	3	4	377	2	OK		HBMA
05111470001910	58	0072	4	5	271	2	OK		HBMA
05111470001911	58	0072	5	6	225	2	OK		HBMA
05111470001912	58	0074	-1	0	327	2	OK		HBMA
05111470001913	58	0074	0	1	412	2	OK		HBMA
05111470001914	58	0074	1	2	199	2	OK		HBMA
05111470001915	58	0074	2	3	302	2	OK		HBMA
05111470001916	58	0074	3	4	149	2	OK		HBMA
05111470001917	58	0074	4	5	41.8	2	OK		HBMA
05111470001918	58	0074	5	6	50.5	2	OK		HBMA
05111470001919	58	0076	-1	0	111	2	OK		HBMA
05111470001920	58	0076	0	1	95.3	2	OK		HBMA
05111470001921	58	0076	1	2	113	2	OK		HBMA
05111470001922	58	0076	2	3	149	2	OK		HBMA
05111470001923	58	0076	3	4	93.8	2	OK		HBMA
05111470001924	58	0076	4	5	BLQ<(20.0)	2	OK		HBMA
05111470001925	58	0076	5	6	33.9	2	OK		HBMA
05111470001926	58	0080	-1	0	186	2	OK		HBMA
05111470001927	58	0080	0	1	190	2	OK		HBMA
05111470001928	58	0080	1	2	211	2	OK		HBMA
05111470001929	58	0080	2	3	264	2	OK		HBMA
05111470001930	58	0080	3	4	43.0	2	OK		HBMA
05111470001931	58	0080	4	5	96.9	2	OK		HBMA
05111470001932	58	0080	5	6	155	2	OK		HBMA
05111470001933	58	0083	-1	0	347	2	OK		HBMA
05111470001934	58	0083	0	1	288	2	OK		HBMA
05111470001935	58	0083	1	2	121	2	OK		HBMA

3-HPMA, HBMA, and CEMA in Human Urine
Celerion Study AA99071-03

Custom ID	Run ID	Subject	Start Day Nominal	Day Nominal	Concentration (ng/mL)	Split	Sample Condition	Sample Comments	Analyte
05111470001936	58	0083	2	3	144	2	OK		HBMA
05111470001937	58	0083	3	4	93.0	2	OK		HBMA
05111470001938	58	0083	4	5	40.0	2	OK		HBMA
05111470001939	58	0083	5	6	37.1	2	OK		HBMA
05111470001940	58	0085	-1	0	111	2	OK		HBMA
05111470001941	58	0085	0	1	155	2	OK		HBMA
05111470001942	58	0085	1	2	87.8	2	OK		HBMA
05111470001943	58	0085	2	3	91.2	2	OK		HBMA
05111470001947	58	0086	-1	0	234	2	OK		HBMA
05111470001948	58	0086	0	1	469	2	OK		HBMA
05111470001949	58	0086	1	2	150	2	OK		HBMA
05111470001950	58	0086	2	3	162	2	OK		HBMA
05111470001951	58	0086	3	4	138	2	OK		HBMA
05111470001952	58	0086	4	5	36.3	2	OK		HBMA
05111470001953	58	0086	5	6	60.1	2	OK		HBMA
05111470001954	58	0087	-1	0	322	2	OK		HBMA
05111470001955	58	0087	0	1	316	2	OK		HBMA
05111470001956	58	0087	1	2	404	2	OK		HBMA
05111470001957	58	0087	2	3	351	2	OK		HBMA
05111470001958	58	0087	3	4	382	2	OK		HBMA
05111470001959	58	0087	4	5	186	2	OK		HBMA
05111470001960	58	0087	5	6	141	2	OK		HBMA
05111470001961	58	0088	-1	0	136	2	OK		HBMA
05111470001962	58	0088	0	1	177	2	OK		HBMA
05111470001963	58	0088	1	2	102	2	OK		HBMA
05111470001964	58	0088	2	3	89.4	2	OK		HBMA
05111470001965	58	0088	3	4	95.1	2	OK		HBMA
05111470001966	58	0088	4	5	28.5	2	OK		HBMA

3-HPMA, HBMA, and CEMA in Human Urine
Celerion Study AA99071-03

Custom ID	Run ID	Subject	Start Day Nominal	Day Nominal	Concentration (ng/mL)	Split	Sample Condition	Sample Comments	Analyte
05111470001967	58	0088	5	6	37.6	2	OK		HBMA
05111470001968	53	0090	-1	0	155	2	OK		HBMA
05111470001969	53	0090	0	1	242	2	OK		HBMA
05111470001970	53	0090	1	2	160	2	OK		HBMA
05111470001971	53	0090	2	3	190	2	OK		HBMA
05111470001972	53	0090	3	4	149	2	OK		HBMA
05111470001973	53	0090	4	5	29.2	2	OK		HBMA
05111470001974	53	0090	5	6	43.8	2	OK		HBMA
05111470001975	53	0093	-1	0	242	2	OK		HBMA
05111470001976	53	0093	0	1	291	2	OK		HBMA
05111470001977	53	0093	1	2	75.2	2	OK		HBMA
05111470001978	53	0093	2	3	129	2	OK		HBMA
05111470001979	53	0093	3	4	76.6	2	OK		HBMA
05111470001980	53	0093	4	5	37.8	2	OK		HBMA
05111470001981	53	0093	5	6	32.7	2	OK		HBMA
05111470001982	53	0104	-1	0	160	2	OK		HBMA
05111470001983	53	0104	0	1	188	2	OK		HBMA
05111470001984	53	0104	1	2	69.7	2	OK		HBMA
05111470001985	53	0104	2	3	125	2	OK		HBMA
05111470001986	53	0104	3	4	71.9	2	OK		HBMA
05111470001987	53	0104	4	5	21.1	2	OK		HBMA
05111470001988	53	0104	5	6	25.7	2	OK		HBMA
05111470001989	53	0105	-1	0	271	2	OK		HBMA
05111470001990	53	0105	0	1	358	2	OK		HBMA
05111470001991	53	0105	1	2	551	2	OK		HBMA
05111470001992	53	0105	2	3	445	2	OK		HBMA
05111470001993	53	0105	3	4	303	2	OK		HBMA
05111470001994	53	0105	4	5	193	2	OK		HBMA

3-HPMA, HBMA, and CEMA in Human Urine
Celerion Study AA99071-03

Custom ID	Run ID	Subject	Start Day Nominal	Day Nominal	Concentration (ng/mL)	Split	Sample Condition	Sample Comments	Analyte
05111470001995	53	0105	5	6	143	2	OK		HBMA
05111470001996	53	0106	-1	0	100	2	OK		HBMA
05111470001997	53	0106	0	1	198	2	OK		HBMA
05111470001998	53	0106	1	2	55.9	2	OK		HBMA
05111470001999	53	0106	2	3	110	2	OK		HBMA
05111470002000	53	0106	3	4	98.3	2	OK		HBMA
05111470002001	53	0106	4	5	22.5	2	OK		HBMA
05111470002002	53	0106	5	6	24.7	2	OK		HBMA
05111470002003	53	0107	-1	0	427	2	OK		HBMA
05111470002004	53	0107	0	1	370	2	OK		HBMA
05111470002005	53	0107	1	2	77.5	2	OK		HBMA
05111470002006	53	0107	2	3	55.0	2	OK		HBMA
05111470002007	53	0107	3	4	204	2	OK		HBMA
05111470002008	53	0107	4	5	45.8	2	OK		HBMA
05111470002009	53	0107	5	6	38.3	2	OK		HBMA
05111470002010	53	0110	-1	0	349	2	OK		HBMA
05111470002011	53	0110	0	1	404	2	OK		HBMA
05111470002012	53	0110	1	2	132	2	OK		HBMA
05111470002013	53	0110	2	3	268	2	OK		HBMA
05111470002014	53	0110	3	4	151	2	OK		HBMA
05111470002015	53	0110	4	5	52.4	2	OK		HBMA
05111470002016	53	0110	5	6	69.7	2	OK		HBMA
05111470002017	53	0112	-1	0	311	2	OK		HBMA
05111470002018	53	0112	0	1	454	2	OK		HBMA
05111470002019	53	0112	1	2	106	2	OK		HBMA
05111470002020	53	0112	2	3	136	2	OK		HBMA
05111470002021	53	0112	3	4	82.2	2	OK		HBMA
05111470002022	53	0112	4	5	46.8	2	OK		HBMA

3-HPMA, HBMA, and CEMA in Human Urine
Celerion Study AA99071-03

Custom ID	Run ID	Subject	Start Day Nominal	Day Nominal	Concentration (ng/mL)	Split	Sample Condition	Sample Comments	Analyte
05111470002023	53	0112	5	6	66.6	2	OK		HBMA
05111470002024	38	0114	-1	0	148	2	OK		HBMA
05111470002025	38	0114	0	1	360	2	OK		HBMA
05111470002026	38	0114	1	2	145	2	OK		HBMA
05111470002027	38	0114	2	3	217	2	OK		HBMA
05111470002028	38	0114	3	4	104	2	OK		HBMA
05111470002029	38	0114	4	5	38.0	2	OK		HBMA
05111470002030	38	0114	5	6	61.8	2	OK		HBMA
05111470002031	38	0117	-1	0	183	2	OK		HBMA
05111470002032	38	0117	0	1	214	2	OK		HBMA
05111470002033	38	0117	1	2	314	2	OK		HBMA
05111470002034	38	0117	2	3	439	2	OK		HBMA
05111470002035	38	0117	3	4	294	2	OK		HBMA
05111470002036	38	0117	4	5	175	2	OK		HBMA
05111470002037	38	0117	5	6	117	2	OK		HBMA
05111470002038	38	0118	-1	0	284	2	OK		HBMA
05111470002039	38	0118	0	1	429	2	OK		HBMA
05111470002040	38	0118	1	2	481	2	OK		HBMA
05111470002041	38	0118	2	3	449	2	OK		HBMA
05111470002042	38	0118	3	4	558	2	OK		HBMA
05111470002043	38	0118	4	5	278	2	OK		HBMA
05111470002044	38	0118	5	6	326	2	OK		HBMA
05111470002045	38	0121	-1	0	213	2	OK		HBMA
05111470002046	38	0121	0	1	302	2	OK		HBMA
05111470002047	38	0121	1	2	161	2	OK		HBMA
05111470002048	38	0121	2	3	192	2	OK		HBMA
05111470002049	38	0121	3	4	180	2	OK		HBMA
05111470002050	38	0121	4	5	113	2	OK		HBMA

3-HPMA, HBMA, and CEMA in Human Urine
Celerion Study AA99071-03

Custom ID	Run ID	Subject	Start Day Nominal	Day Nominal	Concentration (ng/mL)	Split	Sample Condition	Sample Comments	Analyte
05111470002051	38	0121	5	6	173	2	OK		HBMA
05111470002052	38	0122	-1	0	163	2	OK		HBMA
05111470002053	38	0122	0	1	126	2	OK		HBMA
05111470002054	38	0122	1	2	82.4	2	OK		HBMA
05111470002055	38	0122	2	3	112	2	OK		HBMA
05111470002056	38	0122	3	4	40.5	2	OK		HBMA
05111470002057	38	0122	4	5	30.0	2	OK		HBMA
05111470002058	38	0122	5	6	22.2	2	OK		HBMA
05111470002059	38	0123	-1	0	76.4	2	OK		HBMA
05111470002060	38	0123	0	1	174	2	OK		HBMA
05111470002061	38	0123	1	2	115	2	OK		HBMA
05111470002062	38	0123	2	3	90.0	2	OK		HBMA
05111470002063	38	0123	3	4	96.2	2	OK		HBMA
05111470002064	38	0123	4	5	30.8	2	OK		HBMA
05111470002065	38	0123	5	6	39.7	2	OK		HBMA
05111470002066	38	0126	-1	0	195	2	OK		HBMA
05111470002067	38	0126	0	1	244	2	OK		HBMA
05111470002068	38	0126	1	2	228	2	OK		HBMA
05111470002069	38	0126	2	3	267	2	OK		HBMA
05111470002070	38	0126	3	4	224	2	OK		HBMA
05111470002071	38	0126	4	5	153	2	OK		HBMA
05111470002072	38	0126	5	6	104	2	OK		HBMA
05111470002073	38	0127	-1	0	591	2	OK		HBMA
05111470002074	38	0127	0	1	380	2	OK		HBMA
05111470002075	38	0127	1	2	100	2	OK		HBMA
05111470002076	38	0127	2	3	166	2	OK		HBMA
05111470002077	38	0127	3	4	153	2	OK		HBMA
05111470002078	38	0127	4	5	42.9	2	OK		HBMA

3-HPMA, HBMA, and CEMA in Human Urine
Celerion Study AA99071-03

Custom ID	Run ID	Subject	Start Day Nominal	Day Nominal	Concentration (ng/mL)	Split	Sample Condition	Sample Comments	Analyte
05111470002079	38	0127	5	6	49.7	2	OK		HBMA
05111470002080	39	0128	-1	0	474	2	OK		HBMA
05111470002081	39	0128	0	1	438	2	OK		HBMA
05111470002082	39	0128	1	2	112	2	OK		HBMA
05111470002083	39	0128	2	3	180	2	OK		HBMA
05111470002084	39	0128	3	4	91.5	2	OK		HBMA
05111470002085	39	0128	4	5	51.9	2	OK		HBMA
05111470002086	39	0128	5	6	58.6	2	OK		HBMA
05111470002087	39	0129	-1	0	343	2	OK		HBMA
05111470002088	39	0129	0	1	317	2	OK		HBMA
05111470002089	39	0129	1	2	131	2	OK		HBMA
05111470002090	39	0129	2	3	239	2	OK		HBMA
05111470002091	39	0129	3	4	126	2	OK		HBMA
05111470002092	39	0129	4	5	56.3	2	OK		HBMA
05111470002093	39	0129	5	6	45.2	2	OK		HBMA
05111470002094	39	0130	-1	0	282	2	OK		HBMA
05111470002095	39	0130	0	1	278	2	OK		HBMA
05111470002096	39	0130	1	2	111	2	OK		HBMA
05111470002097	39	0130	2	3	92.1	2	OK		HBMA
05111470002098	39	0130	3	4	108	2	OK		HBMA
05111470002099	39	0130	4	5	68.4	2	OK		HBMA
05111470002100	39	0130	5	6	43.1	2	OK		HBMA
05111470002101	39	0133	-1	0	439	2	OK		HBMA
05111470002102	39	0133	0	1	447	2	OK		HBMA
05111470002103	39	0133	1	2	159	2	OK		HBMA
05111470002104	39	0133	2	3	26.3	2	OK		HBMA
05111470002105	39	0133	3	4	124	2	OK		HBMA
05111470002106	39	0133	4	5	36.1	2	OK		HBMA

3-HPMA, HBMA, and CEMA in Human Urine
Celerion Study AA99071-03

Custom ID	Run ID	Subject	Start Day Nominal	Day Nominal	Concentration (ng/mL)	Split	Sample Condition	Sample Comments	Analyte
05111470002107	39	0133	5	6	55.6	2	OK		HBMA
05111470002108	39	0136	-1	0	597	2	OK		HBMA
05111470002109	39	0136	0	1	408	2	OK		HBMA
05111470002110	39	0136	1	2	233	2	OK		HBMA
05111470002111	39	0136	2	3	254	2	OK		HBMA
05111470002112	39	0136	3	4	221	2	OK		HBMA
05111470002113	39	0136	4	5	51.8	2	OK		HBMA
05111470002114	39	0136	5	6	62.6	2	OK		HBMA
05111470002115	39	0137	-1	0	302	2	OK		HBMA
05111470002116	39	0137	0	1	181	2	OK		HBMA
05111470002117	39	0137	1	2	176	2	OK		HBMA
05111470002118	39	0137	2	3	143	2	OK		HBMA
05111470002119	39	0137	3	4	93.8	2	OK		HBMA
05111470002120	39	0137	4	5	44.7	2	OK		HBMA
05111470002121	39	0137	5	6	42.2	2	OK		HBMA
05111470002122	39	0139	-1	0	269	2	OK		HBMA
05111470002123	39	0139	0	1	412	2	OK		HBMA
05111470002124	39	0139	1	2	282	2	OK		HBMA
05111470002125	39	0139	2	3	363	2	OK		HBMA
05111470002126	39	0139	3	4	348	2	OK		HBMA
05111470002127	39	0139	4	5	244	2	OK		HBMA
05111470002128	39	0139	5	6	256	2	OK		HBMA
05111470002129	40	0140	-1	0	180	2	OK		HBMA
05111470002130	40	0140	0	1	248	2	OK		HBMA
05111470002131	40	0140	1	2	238	2	OK		HBMA
05111470002132	40	0140	2	3	283	2	OK		HBMA
05111470002133	40	0140	3	4	285	2	OK		HBMA
05111470002134	40	0140	4	5	182	2	OK		HBMA

3-HPMA, HBMA, and CEMA in Human Urine
Celerion Study AA99071-03

Custom ID	Run ID	Subject	Start Day Nominal	Day Nominal	Concentration (ng/mL)	Split	Sample Condition	Sample Comments	Analyte
05111470002135	40	0140	5	6	138	2	OK		HBMA
05111470002136	40	0145	-1	0	220	2	OK		HBMA
05111470002137	40	0145	0	1	253	2	OK		HBMA
05111470002138	40	0145	1	2	84.6	2	OK		HBMA
05111470002139	40	0145	2	3	93.7	2	OK		HBMA
05111470002140	40	0145	3	4	39.9	2	OK		HBMA
05111470002141	40	0145	4	5	20.7	2	OK		HBMA
05111470002142	40	0145	5	6	29.9	2	OK		HBMA
05111470002143	40	0147	-1	0	368	2	OK		HBMA
05111470002144	40	0147	0	1	391	2	OK		HBMA
05111470002145	40	0147	1	2	116	2	OK		HBMA
05111470002146	40	0147	2	3	126	2	OK		HBMA
05111470002147	40	0147	3	4	75.1	2	OK		HBMA
05111470002148	40	0147	4	5	64.0	2	OK		HBMA
05111470002149	40	0147	5	6	33.3	2	OK		HBMA
05111470002150	40	0148	-1	0	970	2	OK		HBMA
05111470002151	40	0148	0	1	943	2	OK		HBMA
05111470002152	40	0148	1	2	744	2	OK		HBMA
05111470002153	40	0148	2	3	542	2	OK		HBMA
05111470002154	40	0148	3	4	714	2	OK		HBMA
05111470002155	40	0148	4	5	521	2	OK		HBMA
05111470002156	40	0148	5	6	525	2	OK		HBMA
05111470002157	40	0149	-1	0	296	2	OK		HBMA
05111470002158	40	0149	0	1	218	2	OK		HBMA
05111470002159	40	0149	1	2	50.6	2	OK		HBMA
05111470002160	40	0149	2	3	121	2	OK		HBMA
05111470002161	40	0149	3	4	84.7	2	OK		HBMA
05111470002162	40	0149	4	5	39.2	2	OK		HBMA

3-HPMA, HBMA, and CEMA in Human Urine
Celerion Study AA99071-03

Custom ID	Run ID	Subject	Start Day Nominal	Day Nominal	Concentration (ng/mL)	Split	Sample Condition	Sample Comments	Analyte
05111470002163	40	0149	5	6	44.9	2	OK		HBMA
05111470002164	40	0150	-1	0	423	2	OK		HBMA
05111470002165	40	0150	0	1	345	2	OK		HBMA
05111470002166	40	0150	1	2	253	2	OK		HBMA
05111470002167	40	0150	2	3	227	2	OK		HBMA
05111470002168	40	0150	3	4	244	2	OK		HBMA
05111470002169	40	0150	4	5	62.9	2	OK		HBMA
05111470002170	40	0150	5	6	74.2	2	OK		HBMA
05111470002171	40	0152	-1	0	185	2	OK		HBMA
05111470002172	40	0152	0	1	169	2	OK		HBMA
05111470002173	40	0152	1	2	141	2	OK		HBMA
05111470002174	40	0152	2	3	268	2	OK		HBMA
05111470002175	40	0152	3	4	108	2	OK		HBMA
05111470002176	40	0152	4	5	115	2	OK		HBMA
05111470002177	40	0152	5	6	78.6	2	OK		HBMA
05111470002178	40	0153	-1	0	270	2	OK		HBMA
05111470002179	40	0153	0	1	319	2	OK		HBMA
05111470002180	40	0153	1	2	74.6	2	OK		HBMA
05111470002181	40	0153	2	3	74.8	2	OK		HBMA
05111470002182	40	0153	3	4	80.5	2	OK		HBMA
05111470002183	40	0153	4	5	32.5	2	OK		HBMA
05111470002184	40	0153	5	6	27.9	2	OK		HBMA
05111470002185	41	0155	-1	0	283	2	OK		HBMA
05111470002186	41	0155	0	1	351	2	OK		HBMA
05111470002187	41	0155	1	2	95.2	2	OK		HBMA
05111470002188	41	0155	2	3	52.0	2	OK		HBMA
05111470002189	41	0155	3	4	97.9	2	OK		HBMA
05111470002190	41	0155	4	5	51.3	2	OK		HBMA

3-HPMA, HBMA, and CEMA in Human Urine
Celerion Study AA99071-03

Custom ID	Run ID	Subject	Start Day Nominal	Day Nominal	Concentration (ng/mL)	Split	Sample Condition	Sample Comments	Analyte
05111470002191	41	0155	5	6	55.3	2	OK		HBMA
05111470002192	41	0156	-1	0	457	2	OK		HBMA
05111470002193	41	0156	0	1	525	2	OK		HBMA
05111470002194	41	0156	1	2	639	2	OK		HBMA
05111470002195	41	0156	2	3	616	2	OK		HBMA
05111470002196	41	0156	3	4	561	2	OK		HBMA
05111470002197	41	0156	4	5	680	2	OK		HBMA
05111470002198	41	0156	5	6	353	2	OK		HBMA
05111470002199	41	0160	-1	0	242	2	OK		HBMA
05111470002200	41	0160	0	1	344	2	OK		HBMA
05111470002201	41	0160	1	2	347	2	OK		HBMA
05111470002202	41	0160	2	3	332	2	OK		HBMA
05111470002203	41	0160	3	4	326	2	OK		HBMA
05111470002204	41	0160	4	5	253	2	OK		HBMA
05111470002205	41	0160	5	6	172	2	OK		HBMA
05111470002206	41	0162	-1	0	263	2	OK		HBMA
05111470002207	41	0162	0	1	439	2	OK		HBMA
05111470002208	41	0162	1	2	220	2	OK		HBMA
05111470002209	41	0162	2	3	295	2	OK		HBMA
05111470002210	41	0162	3	4	260	2	OK		HBMA
05111470002211	41	0162	4	5	109	2	OK		HBMA
05111470002212	41	0162	5	6	117	2	OK		HBMA
05111470002213	41	0167	-1	0	430	2	OK		HBMA
05111470002214	41	0167	0	1	426	2	OK		HBMA
05111470002215	41	0167	1	2	182	2	OK		HBMA
05111470002216	41	0167	2	3	246	2	OK		HBMA
05111470002217	41	0167	3	4	138	2	OK		HBMA
05111470002218	41	0167	4	5	69.6	2	OK		HBMA

3-HPMA, HBMA, and CEMA in Human Urine
Celerion Study AA99071-03

Custom ID	Run ID	Subject	Start Day Nominal	Day Nominal	Concentration (ng/mL)	Split	Sample Condition	Sample Comments	Analyte
05111470002219	41	0167	5	6	69.5	2	OK		HBMA
05111470002220	41	0169	-1	0	130	2	OK		HBMA
05111470002221	41	0169	0	1	98.3	2	OK		HBMA
05111470002222	41	0169	1	2	135	2	OK		HBMA
05111470002223	41	0169	2	3	157	2	OK		HBMA
05111470002224	41	0169	3	4	87.6	2	OK		HBMA
05111470002225	41	0169	4	5	BLQ<(20.0)	2	OK		HBMA
05111470002226	41	0169	5	6	33.3	2	OK		HBMA
05111470002227	41	0170	-1	0	426	2	OK		HBMA
05111470002228	41	0170	0	1	311	2	OK		HBMA
05111470002229	41	0170	1	2	105	2	OK		HBMA
05111470002230	41	0170	2	3	184	2	OK		HBMA
05111470002231	41	0170	3	4	174	2	OK		HBMA
05111470002232	41	0170	4	5	44.2	2	OK		HBMA
05111470002233	41	0170	5	6	44.6	2	OK		HBMA
05111470002234	41	0177	-1	0	334	2	OK		HBMA
05111470002235	41	0177	0	1	453	2	OK		HBMA
05111470002236	41	0177	1	2	82.4	2	OK		HBMA
05111470002237	41	0177	2	3	147	2	OK		HBMA
05111470002238	41	0177	3	4	69.8	2	OK		HBMA
05111470002239	41	0177	4	5	31.3	2	OK		HBMA
05111470002240	41	0177	5	6	53.1	2	OK		HBMA
05111470002241	49	0313	-1	0	299	2	OK		HBMA
05111470002242	49	0313	0	1	406	2	OK		HBMA
05111470002243	49	0313	1	2	407	2	OK		HBMA
05111470002244	49	0313	2	3	234	2	OK		HBMA
05111470002245	49	0313	3	4	281	2	OK		HBMA
05111470002246	49	0313	4	5	206	2	OK		HBMA

3-HPMA, HBMA, and CEMA in Human Urine
Celerion Study AA99071-03

Custom ID	Run ID	Subject	Start Day Nominal	Day Nominal	Concentration (ng/mL)	Split	Sample Condition	Sample Comments	Analyte
05111470002247	49	0313	5	6	198	2	OK		HBMA
05111470002255	49	0315	-1	0	211	2	OK		HBMA
05111470002256	49	0315	0	1	413	2	OK		HBMA
05111470002257	49	0315	1	2	268	2	OK		HBMA
05111470002258	49	0315	2	3	376	2	OK		HBMA
05111470002259	49	0315	3	4	286	2	OK		HBMA
05111470002260	49	0315	4	5	222	2	OK		HBMA
05111470002261	49	0315	5	6	257	2	OK		HBMA
05111470002269	49	0316	-1	0	121	2	OK		HBMA
05111470002270	49	0316	0	1	222	2	OK		HBMA
05111470002271	49	0316	1	2	99.5	2	OK		HBMA
05111470002272	49	0316	2	3	107	2	OK		HBMA
05111470002273	49	0316	3	4	90.7	2	OK		HBMA
05111470002274	49	0316	4	5	51.6	2	OK		HBMA
05111470002275	49	0316	5	6	34.8	2	OK		HBMA
05111470002283	49	0317	-1	0	234	2	OK		HBMA
05111470002284	49	0317	0	1	228	2	OK		HBMA
05111470002285	49	0317	1	2	131	2	OK		HBMA
05111470002286	49	0317	2	3	128	2	OK		HBMA
05111470002287	49	0317	3	4	78.5	2	OK		HBMA
05111470002288	49	0317	4	5	45.4	2	OK		HBMA
05111470002289	49	0317	5	6	36.3	2	OK		HBMA
05111470002297	50	0318	-1	0	354	2	OK		HBMA
05111470002298	50	0318	0	1	512	2	OK		HBMA
05111470002299	50	0318	1	2	611	2	OK		HBMA
05111470002300	50	0318	2	3	675	2	OK		HBMA
05111470002301	50	0318	3	4	619	2	OK		HBMA
05111470002302	50	0318	4	5	546	2	OK		HBMA

3-HPMA, HBMA, and CEMA in Human Urine
Celerion Study AA99071-03

Custom ID	Run ID	Subject	Start Day Nominal	Day Nominal	Concentration (ng/mL)	Split	Sample Condition	Sample Comments	Analyte
05111470002303	50	0318	5	6	762	2	OK		HBMA
05111470002311	50	0320	-1	0	564	2	OK		HBMA
05111470002312	50	0320	0	1	788	2	OK		HBMA
05111470002313	50	0320	1	2	149	2	OK		HBMA
05111470002314	50	0320	2	3	97.8	2	OK		HBMA
05111470002315	50	0320	3	4	133	2	OK		HBMA
05111470002316	50	0320	4	5	79.2	2	OK		HBMA
05111470002317	50	0320	5	6	78.1	2	OK		HBMA
05111470002325	50	0321	-1	0	119	2	OK		HBMA
05111470002326	50	0321	0	1	286	2	OK		HBMA
05111470002327	50	0321	1	2	123	2	OK		HBMA
05111470002328	50	0321	2	3	113	2	OK		HBMA
05111470002329	50	0321	3	4	109	2	OK		HBMA
05111470002330	50	0321	4	5	54.3	2	OK		HBMA
05111470002331	50	0321	5	6	91.2	2	OK		HBMA
05111470002339	50	0322	-1	0	133	2	OK		HBMA
05111470002340	50	0322	0	1	279	2	OK		HBMA
05111470002341	50	0322	1	2	175	2	OK		HBMA
05111470002342	50	0322	2	3	227	2	OK		HBMA
05111470002343	50	0322	3	4	151	2	OK		HBMA
05111470002344	50	0322	4	5	78.0	2	OK		HBMA
05111470002345	50	0322	5	6	89.1	2	OK		HBMA
05111470002353	50	0325	-1	0	496	2	OK		HBMA
05111470002354	50	0325	0	1	546	2	OK		HBMA
05111470002355	50	0325	1	2	336	2	OK		HBMA
05111470002356	50	0325	2	3	220	2	OK		HBMA
05111470002357	50	0325	3	4	174	2	OK		HBMA
05111470002358	50	0325	4	5	37.1	2	OK		HBMA

3-HPMA, HBMA, and CEMA in Human Urine
Celerion Study AA99071-03

Custom ID	Run ID	Subject	Start Day Nominal	Day Nominal	Concentration (ng/mL)	Split	Sample Condition	Sample Comments	Analyte
05111470002359	50	0325	5	6	82.8	2	OK		HBMA
05111470002367	50	0328	-1	0	104	2	OK		HBMA
05111470002368	50	0328	0	1	246	2	OK		HBMA
05111470002369	50	0328	1	2	96.3	2	OK		HBMA
05111470002370	50	0328	2	3	172	2	OK		HBMA
05111470002371	50	0328	3	4	146	2	OK		HBMA
05111470002372	50	0328	4	5	72.5	2	OK		HBMA
05111470002373	50	0328	5	6	88.9	2	OK		HBMA
05111480003215	56	0262	0	1	287	3	OK		HBMA

3-HPMA, HBMA, and CEMA in Human Urine
Celerion Study AA99071-03

Table 13 Study Sample Concentrations for CEMA

Custom ID	Run ID	Subject	Start Day Nominal	Day Nominal	Concentration (ng/mL)	Split	Sample Condition	Sample Comments	Analyte
05111470000337		0211	-1	0	.	1	Other	Analysis not required	CEMA
05111470000338		0211	0	1	.	1	Other	Analysis not required	CEMA
05111470000421		0242	-1	0	.	1	Other	Analysis not required	CEMA
05111470000422		0242	0	1	.	1	Other	Analysis not required	CEMA
05111470000435		0245	-1	0	.	1	Other	Analysis not required	CEMA
05111470000436		0245	0	1	.	1	Other	Analysis not required	CEMA
05111470000442		0247	-1	0	.	1	Other	Analysis not required	CEMA
05111470000443		0247	0	1	.	1	Other	Analysis not required	CEMA
05111470000512		0269	-1	0	.	1	Other	Analysis not required	CEMA
05111470000513		0269	0	1	.	1	Other	Analysis not required	CEMA
05111470000596		0288	-1	0	.	1	Other	Analysis not required	CEMA
05111470000597		0288	0	1	.	1	Other	Analysis not required	CEMA
05111470000638		0299	-1	0	.	1	Other	Analysis not required	CEMA
05111470000639		0299	0	1	.	1	Other	Analysis not required	CEMA
05111470000680		0309	-1	0	.	1	Other	Analysis not required	CEMA
05111470000681		0309	0	1	.	1	Other	Analysis not required	CEMA
05111470000687		0312	-1	0	.	1	Other	Analysis not required	CEMA
05111470000688		0312	0	1	.	1	Other	Analysis not required	CEMA
05111470001121	52	0008	-1	0	122	2	OK		CEMA
05111470001122	52	0008	0	1	123	2	OK		CEMA
05111470001123	52	0008	1	2	53.7	2	OK		CEMA
05111470001124	52	0008	2	3	13.2	2	OK		CEMA
05111470001125	52	0008	3	4	12.7	2	OK		CEMA
05111470001126	52	0008	4	5	14.5	2	OK		CEMA
05111470001127	52	0008	5	6	9.23	2	OK		CEMA

3-HPMA, HBMA, and CEMA in Human Urine
Celerion Study AA99071-03

Custom ID	Run ID	Subject	Start Day Nominal	Day Nominal	Concentration (ng/mL)	Split	Sample Condition	Sample Comments	Analyte
05111470001128	52	0010	-1	0	72.5	2	OK		CEMA
05111470001129	52	0010	0	1	25.7	2	OK		CEMA
05111470001130	52	0010	1	2	27.5	2	OK		CEMA
05111470001131	52	0010	2	3	10.4	2	OK		CEMA
05111470001132	52	0010	3	4	7.59	2	OK		CEMA
05111470001133	52	0010	4	5	8.59	2	OK		CEMA
05111470001134	52	0010	5	6	7.22	2	OK		CEMA
05111470001135	52	0011	-1	0	67.0	2	OK		CEMA
05111470001136	52	0011	0	1	95.5	2	OK		CEMA
05111470001137	52	0011	1	2	30.0	2	OK		CEMA
05111470001138	52	0011	2	3	8.84	2	OK		CEMA
05111470001139	52	0011	3	4	6.41	2	OK		CEMA
05111470001140	52	0011	4	5	6.93	2	OK		CEMA
05111470001141	52	0011	5	6	5.41	2	OK		CEMA
05111470001142	52	0014	-1	0	76.1	2	OK		CEMA
05111470001143	52	0014	0	1	114	2	OK		CEMA
05111470001144	52	0014	1	2	26.4	2	OK		CEMA
05111470001145	52	0014	2	3	15.3	2	OK		CEMA
05111470001146	52	0014	3	4	10.8	2	OK		CEMA
05111470001147	52	0014	4	5	10.1	2	OK		CEMA
05111470001148	52	0014	5	6	11.4	2	OK		CEMA
05111470001149	52	0015	-1	0	116	2	OK		CEMA
05111470001150	52	0015	0	1	72.8	2	OK		CEMA
05111470001151	52	0015	1	2	19.0	2	OK		CEMA
05111470001152	52	0015	2	3	13.8	2	OK		CEMA
05111470001153	52	0015	3	4	8.40	2	OK		CEMA
05111470001154	52	0015	4	5	10.8	2	OK		CEMA
05111470001155	52	0015	5	6	7.30	2	OK		CEMA

3-HPMA, HBMA, and CEMA in Human Urine
Celerion Study AA99071-03

Custom ID	Run ID	Subject	Start Day Nominal	Day Nominal	Concentration (ng/mL)	Split	Sample Condition	Sample Comments	Analyte
05111470001156	29	0016	-1	0	95.6	2	OK		CEMA
05111470001157	29	0016	0	1	45.9	2	OK		CEMA
05111470001158	29	0016	1	2	16.9	2	OK		CEMA
05111470001159	29	0016	2	3	10.9	2	OK		CEMA
05111470001160	29	0016	3	4	14.0	2	OK		CEMA
05111470001161	29	0016	4	5	11.5	2	OK		CEMA
05111470001162		0016	5	6	12.3	2	OK		CEMA
05111470001163	29	0017	-1	0	42.5	2	OK		CEMA
05111470001164	29	0017	0	1	39.0	2	OK		CEMA
05111470001165	29	0017	1	2	19.7	2	OK		CEMA
05111470001166	29	0017	2	3	12.5	2	OK		CEMA
05111470001167	29	0017	3	4	5.49	2	OK		CEMA
05111470001168	29	0017	4	5	7.88	2	OK		CEMA
05111470001169	29	0017	5	6	6.86	2	OK		CEMA
05111470001170	29	0020	-1	0	75.7	2	OK		CEMA
05111470001171	29	0020	0	1	90.6	2	OK		CEMA
05111470001172	29	0020	1	2	14.9	2	OK		CEMA
05111470001173	29	0020	2	3	13.8	2	OK		CEMA
05111470001174	29	0020	3	4	9.99	2	OK		CEMA
05111470001175	29	0020	4	5	10.3	2	OK		CEMA
05111470001176	29	0020	5	6	3.53	2	OK		CEMA
05111470001177	29	0022	-1	0	118	2	OK		CEMA
05111470001178	29	0022	0	1	137	2	OK		CEMA
05111470001179	29	0022	1	2	33.2	2	OK		CEMA
05111470001180	29	0022	2	3	13.7	2	OK		CEMA
05111470001181	29	0022	3	4	11.1	2	OK		CEMA
05111470001182	29	0022	4	5	16.0	2	OK		CEMA
05111470001183	29	0022	5	6	11.6	2	OK		CEMA

3-HPMA, HBMA, and CEMA in Human Urine
Celerion Study AA99071-03

Custom ID	Run ID	Subject	Start Day Nominal	Day Nominal	Concentration (ng/mL)	Split	Sample Condition	Sample Comments	Analyte
05111470001184	29	0023	-1	0	61.3	2	OK		CEMA
05111470001185	29	0023	0	1	59.0	2	OK		CEMA
05111470001186	29	0023	1	2	16.8	2	OK		CEMA
05111470001187	29	0023	2	3	14.0	2	OK		CEMA
05111470001188	29	0023	3	4	13.8	2	OK		CEMA
05111470001189	29	0023	4	5	9.52	2	OK		CEMA
05111470001190	29	0023	5	6	9.83	2	OK		CEMA
05111470001191	29	0025	-1	0	51.9	2	OK		CEMA
05111470001192	29	0025	0	1	64.4	2	OK		CEMA
05111470001193	29	0025	1	2	77.3	2	OK		CEMA
05111470001194	29	0025	2	3	68.2	2	OK		CEMA
05111470001195	29	0025	3	4	52.7	2	OK		CEMA
05111470001196	29	0025	4	5	60.5	2	OK		CEMA
05111470001197	29	0025	5	6	40.7	2	OK		CEMA
05111470001198	29	0028	-1	0	39.5	2	OK		CEMA
05111470001199	29	0028	0	1	33.9	2	OK		CEMA
05111470001200	29	0028	1	2	15.2	2	OK		CEMA
05111470001201	29	0028	2	3	14.0	2	OK		CEMA
05111470001202	29	0028	3	4	7.70	2	OK		CEMA
05111470001203	29	0028	4	5	9.64	2	OK		CEMA
05111470001204	29	0028	5	6	5.71	2	OK		CEMA
05111470001205	30	0029	-1	0	100	2	OK		CEMA
05111470001206	30	0029	0	1	39.0	2	OK		CEMA
05111470001207	30	0029	1	2	84.0	2	OK		CEMA
05111470001208	30	0029	2	3	90.2	2	OK		CEMA
05111470001209	30	0029	3	4	57.2	2	OK		CEMA
05111470001210	30	0029	4	5	78.4	2	OK		CEMA
05111470001211	30	0029	5	6	54.9	2	OK		CEMA

3-HPMA, HBMA, and CEMA in Human Urine
Celerion Study AA99071-03

Custom ID	Run ID	Subject	Start Day Nominal	Day Nominal	Concentration (ng/mL)	Split	Sample Condition	Sample Comments	Analyte
05111470001212	30	0030	-1	0	33.2	2	OK		CEMA
05111470001213	30	0030	0	1	33.7	2	OK		CEMA
05111470001214	30	0030	1	2	12.6	2	OK		CEMA
05111470001215	30	0030	2	3	3.64	2	OK		CEMA
05111470001216	30	0030	3	4	3.69	2	OK		CEMA
05111470001217	30	0030	4	5	4.51	2	OK		CEMA
05111470001218	30	0030	5	6	3.46	2	OK		CEMA
05111470001219	30	0031	-1	0	106	2	OK		CEMA
05111470001220	30	0031	0	1	193	2	OK		CEMA
05111470001221	30	0031	1	2	45.8	2	OK		CEMA
05111470001222	30	0031	2	3	25.0	2	OK		CEMA
05111470001223	30	0031	3	4	22.5	2	OK		CEMA
05111470001224	30	0031	4	5	18.0	2	OK		CEMA
05111470001225	30	0031	5	6	15.6	2	OK		CEMA
05111470001226	30	0034	-1	0	55.2	2	OK		CEMA
05111470001227	30	0034	0	1	50.6	2	OK		CEMA
05111470001228	30	0034	1	2	26.9	2	OK		CEMA
05111470001229	30	0034	2	3	14.2	2	OK		CEMA
05111470001230	30	0034	3	4	14.7	2	OK		CEMA
05111470001231	30	0034	4	5	18.3	2	OK		CEMA
05111470001232	30	0034	5	6	5.90	2	OK		CEMA
05111470001233	30	0035	-1	0	77.0	2	OK		CEMA
05111470001234	30	0035	0	1	85.8	2	OK		CEMA
05111470001235	30	0035	1	2	83.5	2	OK		CEMA
05111470001236	30	0035	2	3	58.5	2	OK		CEMA
05111470001237	30	0035	3	4	57.3	2	OK		CEMA
05111470001238	30	0035	4	5	77.3	2	OK		CEMA
05111470001239	30	0035	5	6	86.5	2	OK		CEMA

3-HPMA, HBMA, and CEMA in Human Urine
Celerion Study AA99071-03

Custom ID	Run ID	Subject	Start Day Nominal	Day Nominal	Concentration (ng/mL)	Split	Sample Condition	Sample Comments	Analyte
05111470001240	30	0038	-1	0	152	2	OK		CEMA
05111470001241	30	0038	0	1	142	2	OK		CEMA
05111470001242	30	0038	1	2	69.6	2	OK		CEMA
05111470001243	30	0038	2	3	29.3	2	OK		CEMA
05111470001244		0038	3	4	34.2	2	OK		CEMA
05111470001245	30	0038	4	5	35.8	2	OK		CEMA
05111470001246	30	0038	5	6	30.3	2	OK		CEMA
05111470001247	30	0039	-1	0	67.9	2	OK		CEMA
05111470001248	30	0039	0	1	71.2	2	OK		CEMA
05111470001249	30	0039	1	2	20.6	2	OK		CEMA
05111470001250	30	0039	2	3	5.60	2	OK		CEMA
05111470001251	30	0039	3	4	7.68	2	OK		CEMA
05111470001252	30	0039	4	5	7.33	2	OK		CEMA
05111470001253	30	0039	5	6	4.88	2	OK		CEMA
05111470001254	51	0044	-1	0	29.4	2	OK		CEMA
05111470001255	51	0044	0	1	69.0	2	OK		CEMA
05111470001256	51	0044	1	2	20.1	2	OK		CEMA
05111470001257	51	0044	2	3	9.92	2	OK		CEMA
05111470001258	51	0044	3	4	7.30	2	OK		CEMA
05111470001259	51	0044	4	5	6.59	2	OK		CEMA
05111470001260	51	0044	5	6	4.77	2	OK		CEMA
05111470001261	51	0049	-1	0	93.8	2	OK		CEMA
05111470001262	51	0049	0	1	40.4	2	OK		CEMA
05111470001263	51	0049	1	2	36.1	2	OK		CEMA
05111470001264	51	0049	2	3	12.7	2	OK		CEMA
05111470001265	51	0049	3	4	14.5	2	OK		CEMA
05111470001266	51	0049	4	5	14.2	2	OK		CEMA
05111470001267	50	0049	5	6	8.38	2	OK		CEMA

3-HPMA, HBMA, and CEMA in Human Urine
Celerion Study AA99071-03

Custom ID	Run ID	Subject	Start Day Nominal	Day Nominal	Concentration (ng/mL)	Split	Sample Condition	Sample Comments	Analyte
05111470001268	51	0052	-1	0	126	2	OK		CEMA
05111470001269	51	0052	0	1	145	2	OK		CEMA
05111470001270	50	0052	1	2	47.7	2	OK		CEMA
05111470001271	51	0052	2	3	43.9	2	OK		CEMA
05111470001272	51	0052	3	4	22.1	2	OK		CEMA
05111470001273	51	0052	4	5	25.5	2	OK		CEMA
05111470001274	51	0052	5	6	23.9	2	OK		CEMA
05111470001275	51	0053	-1	0	109	2	OK		CEMA
05111470001276	51	0053	0	1	99.1	2	OK		CEMA
05111470001277	51	0053	1	2	105	2	OK		CEMA
05111470001278	51	0053	2	3	86.2	2	OK		CEMA
05111470001279	51	0053	3	4	88.7	2	OK		CEMA
05111470001280	51	0053	4	5	66.5	2	OK		CEMA
05111470001281	51	0053	5	6	86.8	2	OK		CEMA
05111470001282	51	0055	-1	0	68.9	2	OK		CEMA
05111470001283	51	0055	0	1	62.2	2	OK		CEMA
05111470001284	51	0055	1	2	67.2	2	OK		CEMA
05111470001285	51	0055	2	3	62.8	2	OK		CEMA
05111470001286	51	0055	3	4	40.7	2	OK		CEMA
05111470001287	51	0055	4	5	62.0	2	OK		CEMA
05111470001288	51	0055	5	6	62.6	2	OK		CEMA
05111470001289	51	0057	-1	0	56.0	2	OK		CEMA
05111470001290	51	0057	0	1	39.9	2	OK		CEMA
05111470001291	51	0057	1	2	30.0	2	OK		CEMA
05111470001292	51	0057	2	3	8.84	2	OK		CEMA
05111470001293	51	0057	3	4	9.69	2	OK		CEMA
05111470001294	51	0057	4	5	9.99	2	OK		CEMA
05111470001295	51	0057	5	6	7.14	2	OK		CEMA

3-HPMA, HBMA, and CEMA in Human Urine
Celerion Study AA99071-03

Custom ID	Run ID	Subject	Start Day Nominal	Day Nominal	Concentration (ng/mL)	Split	Sample Condition	Sample Comments	Analyte
05111470001296	35	0060	-1	0	83.7	2	OK		CEMA
05111470001297	35	0060	0	1	69.2	2	OK		CEMA
05111470001298	35	0060	1	2	23.5	2	OK		CEMA
05111470001299	35	0060	2	3	10.9	2	OK		CEMA
05111470001300	35	0060	3	4	9.48	2	OK		CEMA
05111470001301	35	0060	4	5	9.51	2	OK		CEMA
05111470001302	35	0060	5	6	7.00	2	OK		CEMA
05111470001303	35	0062	-1	0	28.2	2	OK		CEMA
05111470001304	35	0062	0	1	38.1	2	OK		CEMA
05111470001305	35	0062	1	2	11.5	2	OK		CEMA
05111470001306	35	0062	2	3	7.38	2	OK		CEMA
05111470001307	35	0062	3	4	5.51	2	OK		CEMA
05111470001308	35	0062	4	5	8.07	2	OK		CEMA
05111470001309	35	0062	5	6	5.60	2	OK		CEMA
05111470001310	35	0064	-1	0	30.3	2	OK		CEMA
05111470001311	35	0064	0	1	55.6	2	OK		CEMA
05111470001312	35	0064	1	2	28.5	2	OK		CEMA
05111470001313	35	0064	2	3	20.6	2	OK		CEMA
05111470001314	35	0064	3	4	31.5	2	OK		CEMA
05111470001315	35	0064	4	5	27.3	2	OK		CEMA
05111470001316	35	0064	5	6	41.9	2	OK		CEMA
05111470001317	59	0183	-1	0	63.0	2	OK		CEMA
05111470001318	59	0183	0	1	49.8	2	OK		CEMA
05111470001319	59	0183	1	2	23.9	2	OK		CEMA
05111470001320	59	0183	2	3	14.4	2	OK		CEMA
05111470001321	59	0183	3	4	8.46	2	OK		CEMA
05111470001322	59	0183	4	5	6.41	2	OK		CEMA
05111470001323	59	0183	5	6	6.43	2	OK		CEMA

3-HPMA, HBMA, and CEMA in Human Urine
Celerion Study AA99071-03

Custom ID	Run ID	Subject	Start Day Nominal	Day Nominal	Concentration (ng/mL)	Split	Sample Condition	Sample Comments	Analyte
05111470001324	59	0185	-1	0	146	2	OK		CEMA
05111470001325	59	0185	0	1	68.7	2	OK		CEMA
05111470001326	59	0185	1	2	41.9	2	OK		CEMA
05111470001327	59	0185	2	3	23.7	2	OK		CEMA
05111470001328	59	0185	3	4	20.2	2	OK		CEMA
05111470001329	59	0185	4	5	20.2	2	OK		CEMA
05111470001330	59	0185	5	6	17.6	2	OK		CEMA
05111470001331	59	0187	-1	0	122	2	OK		CEMA
05111470001332	59	0187	0	1	68.7	2	OK		CEMA
05111470001333	59	0187	1	2	87.9	2	OK		CEMA
05111470001334	59	0187	2	3	117	2	OK		CEMA
05111470001335	59	0187	3	4	168	2	OK		CEMA
05111470001336	59	0187	4	5	99.4	2	OK		CEMA
05111470001337	59	0187	5	6	57.8	2	OK		CEMA
05111470001338	56	0190	-1	0	72.8	2	OK		CEMA
05111470001339	56	0190	0	1	91.0	2	OK		CEMA
05111470001340	56	0190	1	2	32.3	2	OK		CEMA
05111470001341	41	0190	2	3	14.8	2	OK		CEMA
05111470001342	41	0190	3	4	14.9	2	OK		CEMA
05111470001343	50	0190	4	5	12.6	2	OK		CEMA
05111470001344	50	0190	5	6	12.7	2	OK		CEMA
05111470001345	59	0191	-1	0	41.6	2	OK		CEMA
05111470001346	59	0191	0	1	42.2	2	OK		CEMA
05111470001347	59	0191	1	2	41.9	2	OK		CEMA
05111470001348	59	0191	2	3	37.6	2	OK		CEMA
05111470001349	59	0191	3	4	45.7	2	OK		CEMA
05111470001350	59	0191	4	5	37.2	2	OK		CEMA
05111470001351	59	0191	5	6	23.9	2	OK		CEMA

3-HPMA, HBMA, and CEMA in Human Urine
Celerion Study AA99071-03

Custom ID	Run ID	Subject	Start Day Nominal	Day Nominal	Concentration (ng/mL)	Split	Sample Condition	Sample Comments	Analyte
05111470001352	59	0192	-1	0	156	2	OK		CEMA
05111470001353	59	0192	0	1	169	2	OK		CEMA
05111470001354	59	0192	1	2	27.7	2	OK		CEMA
05111470001355	59	0192	2	3	24.6	2	OK		CEMA
05111470001356	59	0192	3	4	28.3	2	OK		CEMA
05111470001357	59	0192	4	5	16.3	2	OK		CEMA
05111470001358	59	0192	5	6	18.1	2	OK		CEMA
05111470001359	39	0134	-1	0	106	2	OK		CEMA
05111470001360	39	0134	0	1	94.2	2	OK		CEMA
05111470001361	39	0134	1	2	44.1	2	OK		CEMA
05111470001362	39	0134	2	3	18.2	2	OK		CEMA
05111470001363	39	0134	3	4	21.1	2	OK		CEMA
05111470001364	39	0134	4	5	17.8	2	OK		CEMA
05111470001365	39	0134	5	6	16.4	2	OK		CEMA
05111470001366	59	0181	-1	0	162	2	OK		CEMA
05111470001367	59	0181	0	1	151	2	OK		CEMA
05111470001368	59	0181	1	2	57.5	2	OK		CEMA
05111470001369	59	0181	2	3	17.4	2	OK		CEMA
05111470001370	59	0181	3	4	23.5	2	OK		CEMA
05111470001371	59	0181	4	5	15.7	2	OK		CEMA
05111470001372	59	0181	5	6	12.1	2	OK		CEMA
05111470001373	59	0189	-1	0	62.4	2	OK		CEMA
05111470001374	59	0189	0	1	51.6	2	OK		CEMA
05111470001375	59	0189	1	2	15.5	2	OK		CEMA
05111470001376	59	0189	2	3	8.89	2	OK		CEMA
05111470001377	59	0189	3	4	7.46	2	OK		CEMA
05111470001378	59	0189	4	5	7.64	2	OK		CEMA
05111470001379	59	0189	5	6	5.92	2	OK		CEMA

3-HPMA, HBMA, and CEMA in Human Urine
Celerion Study AA99071-03

Custom ID	Run ID	Subject	Start Day Nominal	Day Nominal	Concentration (ng/mL)	Split	Sample Condition	Sample Comments	Analyte
05111470001380	59	0193	-1	0	53.1	2	OK		CEMA
05111470001381	59	0193	0	1	114	2	OK		CEMA
05111470001382	59	0193	1	2	24.3	2	OK		CEMA
05111470001383	59	0193	2	3	10.8	2	OK		CEMA
05111470001384	59	0193	3	4	13.7	2	OK		CEMA
05111470001385	59	0193	4	5	9.91	2	OK		CEMA
05111470001386	59	0193	5	6	7.30	2	OK		CEMA
05111470001387	43	0195	-1	0	33.4	2	OK		CEMA
05111470001388	43	0195	0	1	38.9	2	OK		CEMA
05111470001389	43	0195	1	2	6.63	2	OK		CEMA
05111470001390	43	0195	2	3	3.95	2	OK		CEMA
05111470001391	43	0195	3	4	3.08	2	OK		CEMA
05111470001392	43	0195	4	5	3.65	2	OK		CEMA
05111470001393	43	0195	5	6	0.817	2	OK		CEMA
05111470001394	43	0196	-1	0	14.5	2	OK		CEMA
05111470001395	43	0196	0	1	21.8	2	OK		CEMA
05111470001396	43	0196	1	2	4.41	2	OK		CEMA
05111470001397	43	0196	2	3	2.21	2	OK		CEMA
05111470001398	43	0196	3	4	2.57	2	OK		CEMA
05111470001399	43	0196	4	5	2.37	2	OK		CEMA
05111470001400	43	0196	5	6	0.906	2	OK		CEMA
05111470001401	43	0197	-1	0	71.2	2	OK		CEMA
05111470001402	43	0197	0	1	141	2	OK		CEMA
05111470001403	43	0197	1	2	50.2	2	OK		CEMA
05111470001404	43	0197	2	3	21.9	2	OK		CEMA
05111470001405	43	0197	3	4	13.5	2	OK		CEMA
05111470001406	43	0197	4	5	15.6	2	OK		CEMA
05111470001407	43	0197	5	6	11.5	2	OK		CEMA

3-HPMA, HBMA, and CEMA in Human Urine
Celerion Study AA99071-03

Custom ID	Run ID	Subject	Start Day Nominal	Day Nominal	Concentration (ng/mL)	Split	Sample Condition	Sample Comments	Analyte
05111470001408	43	0198	-1	0	84.9	2	OK		CEMA
05111470001409	43	0198	0	1	168	2	OK		CEMA
05111470001410	43	0198	1	2	112	2	OK		CEMA
05111470001411	43	0198	2	3	170	2	OK		CEMA
05111470001412	43	0198	3	4	155	2	OK		CEMA
05111470001413	43	0198	4	5	147	2	OK		CEMA
05111470001414	43	0198	5	6	111	2	OK		CEMA
05111470001415	43	0200	-1	0	31.8	2	OK		CEMA
05111470001416	43	0200	0	1	45.0	2	OK		CEMA
05111470001417	43	0200	1	2	35.5	2	OK		CEMA
05111470001418	43	0200	2	3	30.3	2	OK		CEMA
05111470001419	43	0200	3	4	38.4	2	OK		CEMA
05111470001420	43	0200	4	5	34.3	2	OK		CEMA
05111470001421	43	0200	5	6	19.3	2	OK		CEMA
05111470001422	43	0202	-1	0	3.78	2	OK		CEMA
05111470001423	43	0202	0	1	4.03	2	OK		CEMA
05111470001424	43	0202	1	2	3.27	2	OK		CEMA
05111470001425	43	0202	2	3	2.50	2	OK		CEMA
05111470001426	43	0202	3	4	1.30	2	OK		CEMA
05111470001427	43	0202	4	5	0.965	2	OK		CEMA
05111470001428	43	0202	5	6	0.325	2	OK		CEMA
05111470001429	43	0203	-1	0	41.9	2	OK		CEMA
05111470001430	43	0203	0	1	49.7	2	OK		CEMA
05111470001431	43	0203	1	2	17.4	2	OK		CEMA
05111470001432	43	0203	2	3	13.4	2	OK		CEMA
05111470001433	43	0203	3	4	12.0	2	OK		CEMA
05111470001434	43	0203	4	5	9.91	2	OK		CEMA
05111470001435	43	0203	5	6	5.96	2	OK		CEMA

3-HPMA, HBMA, and CEMA in Human Urine
Celerion Study AA99071-03

Custom ID	Run ID	Subject	Start Day Nominal	Day Nominal	Concentration (ng/mL)	Split	Sample Condition	Sample Comments	Analyte
05111470001436	43	0204	-1	0	13.7	2	OK		CEMA
05111470001437	43	0204	0	1	39.1	2	OK		CEMA
05111470001438	43	0204	1	2	27.0	2	OK		CEMA
05111470001439	43	0204	2	3	18.2	2	OK		CEMA
05111470001440	43	0204	3	4	34.1	2	OK		CEMA
05111470001441	43	0204	4	5	26.5	2	OK		CEMA
05111470001442	43	0204	5	6	19.3	2	OK		CEMA
05111470001443	44	0206	-1	0	77.3	2	OK		CEMA
05111470001444	44	0206	0	1	139	2	OK		CEMA
05111470001445	44	0206	1	2	42.5	2	OK		CEMA
05111470001446	44	0206	2	3	25.4	2	OK		CEMA
05111470001447	44	0206	3	4	23.3	2	OK		CEMA
05111470001448	44	0206	4	5	21.0	2	OK		CEMA
05111470001449	44	0206	5	6	17.4	2	OK		CEMA
05111470001450	44	0210	-1	0	73.9	2	OK		CEMA
05111470001451	44	0210	0	1	57.4	2	OK		CEMA
05111470001452	44	0210	1	2	19.8	2	OK		CEMA
05111470001453	44	0210	2	3	13.2	2	OK		CEMA
05111470001454	44	0210	3	4	12.8	2	OK		CEMA
05111470001455	44	0210	4	5	15.6	2	OK		CEMA
05111470001456	44	0210	5	6	3.69	2	OK		CEMA
05111470001457		0211	-1	0	.	2	Other	Analysis not required	CEMA
05111470001458		0211	0	1	.	2	Other	Analysis not required	CEMA
05111470001464	44	0216	-1	0	86.1	2	OK		CEMA
05111470001465	44	0216	0	1	99.2	2	OK		CEMA
05111470001466	44	0216	1	2	37.1	2	OK		CEMA
05111470001467	44	0216	2	3	15.5	2	OK		CEMA
05111470001468	44	0216	3	4	14.5	2	OK		CEMA

3-HPMA, HBMA, and CEMA in Human Urine
Celerion Study AA99071-03

Custom ID	Run ID	Subject	Start Day Nominal	Day Nominal	Concentration (ng/mL)	Split	Sample Condition	Sample Comments	Analyte
05111470001469	44	0216	4	5	11.7	2	OK		CEMA
05111470001470	44	0216	5	6	7.22	2	OK		CEMA
05111470001471	44	0218	-1	0	40.1	2	OK		CEMA
05111470001472	44	0218	0	1	97.9	2	OK		CEMA
05111470001473	44	0218	1	2	14.6	2	OK		CEMA
05111470001474	44	0218	2	3	11.5	2	OK		CEMA
05111470001475	44	0218	3	4	12.3	2	OK		CEMA
05111470001476	44	0218	4	5	6.66	2	OK		CEMA
05111470001477	44	0218	5	6	5.77	2	OK		CEMA
05111470001478	44	0220	-1	0	28.6	2	OK		CEMA
05111470001479	44	0220	0	1	41.6	2	OK		CEMA
05111470001480	44	0220	1	2	9.06	2	OK		CEMA
05111470001481	44	0220	2	3	7.00	2	OK		CEMA
05111470001482	44	0220	3	4	5.78	2	OK		CEMA
05111470001483	44	0220	4	5	3.69	2	OK		CEMA
05111470001484	44	0220	5	6	1.33	2	OK		CEMA
05111470001485	44	0224	-1	0	48.1	2	OK		CEMA
05111470001486	44	0224	0	1	67.7	2	OK		CEMA
05111470001487	44	0224	1	2	51.3	2	OK		CEMA
05111470001488	44	0224	2	3	55.7	2	OK		CEMA
05111470001489	44	0224	3	4	61.7	2	OK		CEMA
05111470001490	44	0224	4	5	61.9	2	OK		CEMA
05111470001491	44	0224	5	6	40.4	2	OK		CEMA
05111470001492	44	0228	-1	0	52.2	2	OK		CEMA
05111470001493	44	0228	0	1	102	2	OK		CEMA
05111470001494	44	0228	1	2	20.1	2	OK		CEMA
05111470001495	44	0228	2	3	8.40	2	OK		CEMA
05111470001496	44	0228	3	4	10.3	2	OK		CEMA

3-HPMA, HBMA, and CEMA in Human Urine
Celerion Study AA99071-03

Custom ID	Run ID	Subject	Start Day Nominal	Day Nominal	Concentration (ng/mL)	Split	Sample Condition	Sample Comments	Analyte
05111470001497	44	0228	4	5	6.92	2	OK		CEMA
05111470001498	44	0228	5	6	3.71	2	OK		CEMA
05111470001499	44	0229	-1	0	27.3	2	OK		CEMA
05111470001500	44	0229	0	1	25.0	2	OK		CEMA
05111470001501	44	0229	1	2	33.5	2	OK		CEMA
05111470001502	44	0229	2	3	31.2	2	OK		CEMA
05111470001503	44	0229	3	4	40.2	2	OK		CEMA
05111470001504	44	0229	4	5	40.7	2	OK		CEMA
05111470001505	44	0229	5	6	19.0	2	OK		CEMA
05111470001506	45	0230	-1	0	33.1	2	OK		CEMA
05111470001507	45	0230	0	1	71.5	2	OK		CEMA
05111470001508	45	0230	1	2	43.3	2	OK		CEMA
05111470001509	45	0230	2	3	42.1	2	OK		CEMA
05111470001510	45	0230	3	4	44.6	2	OK		CEMA
05111470001511	45	0230	4	5	47.4	2	OK		CEMA
05111470001512	45	0230	5	6	42.1	2	OK		CEMA
05111470001513	45	0232	-1	0	27.2	2	OK		CEMA
05111470001514	45	0232	0	1	26.9	2	OK		CEMA
05111470001515	45	0232	1	2	6.51	2	OK		CEMA
05111470001516	45	0232	2	3	4.00	2	OK		CEMA
05111470001517	45	0232	3	4	4.68	2	OK		CEMA
05111470001518	45	0232	4	5	3.28	2	OK		CEMA
05111470001519	45	0232	5	6	1.72	2	OK		CEMA
05111470001520	45	0234	-1	0	52.5	2	OK		CEMA
05111470001521	45	0234	0	1	80.2	2	OK		CEMA
05111470001522	45	0234	1	2	24.5	2	OK		CEMA
05111470001523	45	0234	2	3	12.1	2	OK		CEMA
05111470001524	45	0234	3	4	10.1	2	OK		CEMA

3-HPMA, HBMA, and CEMA in Human Urine
Celerion Study AA99071-03

Custom ID	Run ID	Subject	Start Day Nominal	Day Nominal	Concentration (ng/mL)	Split	Sample Condition	Sample Comments	Analyte
05111470001525	45	0234	4	5	9.53	2	OK		CEMA
05111470001526	45	0234	5	6	5.13	2	OK		CEMA
05111470001527	45	0240	-1	0	99.4	2	OK		CEMA
05111470001528	45	0240	0	1	106	2	OK		CEMA
05111470001529	45	0240	1	2	25.1	2	OK		CEMA
05111470001530	45	0240	2	3	14.8	2	OK		CEMA
05111470001531	45	0240	3	4	15.3	2	OK		CEMA
05111470001532	45	0240	4	5	16.0	2	OK		CEMA
05111470001533	45	0240	5	6	10.3	2	OK		CEMA
05111470001534	45	0241	-1	0	90.8	2	OK		CEMA
05111470001535	45	0241	0	1	97.6	2	OK		CEMA
05111470001536	45	0241	1	2	22.3	2	OK		CEMA
05111470001537	45	0241	2	3	13.5	2	OK		CEMA
05111470001538	45	0241	3	4	13.5	2	OK		CEMA
05111470001539	45	0241	4	5	12.9	2	OK		CEMA
05111470001540	45	0241	5	6	10.7	2	OK		CEMA
05111470001541		0242	-1	0	.	2	Other	Analysis not required	CEMA
05111470001542		0242	0	1	.	2	Other	Analysis not required	CEMA
05111470001548	45	0244	-1	0	72.7	2	OK		CEMA
05111470001549	45	0244	0	1	55.9	2	OK		CEMA
05111470001550	45	0244	1	2	16.1	2	OK		CEMA
05111470001551	45	0244	2	3	10.8	2	OK		CEMA
05111470001552	45	0244	3	4	9.65	2	OK		CEMA
05111470001553	45	0244	4	5	10.4	2	OK		CEMA
05111470001554	45	0244	5	6	5.36	2	OK		CEMA
05111470001555		0245	-1	0	.	2	Other	Analysis not required	CEMA
05111470001556		0245	0	1	.	2	Other	Analysis not required	CEMA
05111470001562		0247	-1	0	.	2	Other	Analysis not required	CEMA

3-HPMA, HBMA, and CEMA in Human Urine
Celerion Study AA99071-03

Custom ID	Run ID	Subject	Start Day Nominal	Day Nominal	Concentration (ng/mL)	Split	Sample Condition	Sample Comments	Analyte
05111470001563		0247	0	1	.	2	Other	Analysis not required	CEMA
05111470001569	45	0249	-1	0	207	2	OK		CEMA
05111470001570	45	0249	0	1	155	2	OK		CEMA
05111470001571	45	0249	1	2	56.4	2	OK		CEMA
05111470001572	45	0249	2	3	44.9	2	OK		CEMA
05111470001573	45	0249	3	4	53.5	2	OK		CEMA
05111470001574	45	0249	4	5	36.0	2	OK		CEMA
05111470001575	45	0249	5	6	35.9	2	OK		CEMA
05111470001576	45	0251	-1	0	40.1	2	OK		CEMA
05111470001577	45	0251	0	1	32.8	2	OK		CEMA
05111470001578	45	0251	1	2	10.3	2	OK		CEMA
05111470001579	45	0251	2	3	4.03	2	OK		CEMA
05111470001580	45	0251	3	4	4.13	2	OK		CEMA
05111470001581	45	0251	4	5	4.04	2	OK		CEMA
05111470001582	45	0251	5	6	2.27	2	OK		CEMA
05111470001583	46	0252	-1	0	58.5	2	OK		CEMA
05111470001584	46	0252	0	1	66.5	2	OK		CEMA
05111470001585	46	0252	1	2	19.7	2	OK		CEMA
05111470001586	46	0252	2	3	15.8	2	OK		CEMA
05111470001587	46	0252	3	4	14.9	2	OK		CEMA
05111470001588	46	0252	4	5	11.7	2	OK		CEMA
05111470001589	46	0252	5	6	10.6	2	OK		CEMA
05111470001590	46	0255	-1	0	53.1	2	OK		CEMA
05111470001591	46	0255	0	1	59.7	2	OK		CEMA
05111470001592	46	0255	1	2	16.2	2	OK		CEMA
05111470001593	46	0255	2	3	12.8	2	OK		CEMA
05111470001594	46	0255	3	4	11.3	2	OK		CEMA
05111470001595	46	0255	4	5	12.3	2	OK		CEMA

3-HPMA, HBMA, and CEMA in Human Urine
Celerion Study AA99071-03

Custom ID	Run ID	Subject	Start Day Nominal	Day Nominal	Concentration (ng/mL)	Split	Sample Condition	Sample Comments	Analyte
05111470001596	46	0255	5	6	9.21	2	OK		CEMA
05111470001597	46	0256	-1	0	69.0	2	OK		CEMA
05111470001598	46	0256	0	1	89.2	2	OK		CEMA
05111470001599	46	0256	1	2	17.1	2	OK		CEMA
05111470001600	46	0256	2	3	9.86	2	OK		CEMA
05111470001601	46	0256	3	4	8.44	2	OK		CEMA
05111470001602	46	0256	4	5	6.29	2	OK		CEMA
05111470001603	46	0256	5	6	5.47	2	OK		CEMA
05111470001604	46	0262	-1	0	54.7	2	OK		CEMA
05111470001605		0262	0	1	.	2	Other	Empty Tube	CEMA
05111470001606	46	0262	1	2	51.1	2	OK		CEMA
05111470001607	46	0262	2	3	48.6	2	OK		CEMA
05111470001608	46	0262	3	4	70.7	2	OK		CEMA
05111470001609	46	0262	4	5	61.0	2	OK		CEMA
05111470001610	46	0262	5	6	24.8	2	OK		CEMA
05111470001611	46	0264	-1	0	20.1	2	OK		CEMA
05111470001612	46	0264	0	1	25.1	2	OK		CEMA
05111470001613	46	0264	1	2	9.62	2	OK		CEMA
05111470001614	46	0264	2	3	5.22	2	OK		CEMA
05111470001615	46	0264	3	4	5.56	2	OK		CEMA
05111470001616	46	0264	4	5	3.70	2	OK		CEMA
05111470001617	46	0264	5	6	1.73	2	OK		CEMA
05111470001618	46	0265	-1	0	93.7	2	OK		CEMA
05111470001619	46	0265	0	1	114	2	OK		CEMA
05111470001620	46	0265	1	2	51.7	2	OK		CEMA
05111470001621	46	0265	2	3	21.2	2	OK		CEMA
05111470001622	46	0265	3	4	19.8	2	OK		CEMA
05111470001623	46	0265	4	5	17.1	2	OK		CEMA

3-HPMA, HBMA, and CEMA in Human Urine
Celerion Study AA99071-03

Custom ID	Run ID	Subject	Start Day Nominal	Day Nominal	Concentration (ng/mL)	Split	Sample Condition	Sample Comments	Analyte
05111470001624	46	0265	5	6	11.9	2	OK		CEMA
05111470001625	46	0266	-1	0	84.4	2	OK		CEMA
05111470001626	46	0266	0	1	83.1	2	OK		CEMA
05111470001627	46	0266	1	2	21.4	2	OK		CEMA
05111470001628	46	0266	2	3	7.20	2	OK		CEMA
05111470001629	46	0266	3	4	8.19	2	OK		CEMA
05111470001630	46	0266	4	5	6.68	2	OK		CEMA
05111470001631	46	0266	5	6	5.93	2	OK		CEMA
05111470001632		0269	-1	0	.	2	Other	Analysis not required	CEMA
05111470001633		0269	0	1	.	2	Other	Analysis not required	CEMA
05111470001639	46	0272	-1	0	126	2	OK		CEMA
05111470001640	46	0272	0	1	131	2	OK		CEMA
05111470001641	46	0272	1	2	55.7	2	OK		CEMA
05111470001642	46	0272	2	3	59.4	2	OK		CEMA
05111470001643	46	0272	3	4	52.6	2	OK		CEMA
05111470001644	46	0272	4	5	26.2	2	OK		CEMA
05111470001645	46	0272	5	6	33.9	2	OK		CEMA
05111470001646	47	0273	-1	0	101	2	OK		CEMA
05111470001647	47	0273	0	1	138	2	OK		CEMA
05111470001648	47	0273	1	2	31.6	2	OK		CEMA
05111470001649	47	0273	2	3	15.6	2	OK		CEMA
05111470001650	47	0273	3	4	16.4	2	OK		CEMA
05111470001651	47	0273	4	5	11.8	2	OK		CEMA
05111470001652	47	0273	5	6	10.8	2	OK		CEMA
05111470001653	47	0276	-1	0	15.3	2	OK		CEMA
05111470001654	47	0276	0	1	19.6	2	OK		CEMA
05111470001655	47	0276	1	2	5.00	2	OK		CEMA
05111470001656	47	0276	2	3	2.84	2	OK		CEMA

3-HPMA, HBMA, and CEMA in Human Urine
Celerion Study AA99071-03

Custom ID	Run ID	Subject	Start Day Nominal	Day Nominal	Concentration (ng/mL)	Split	Sample Condition	Sample Comments	Analyte
05111470001657	47	0276	3	4	3.59	2	OK		CEMA
05111470001658	47	0276	4	5	2.79	2	OK		CEMA
05111470001659	47	0276	5	6	3.52	2	OK		CEMA
05111470001660	47	0277	-1	0	77.8	2	OK		CEMA
05111470001661	47	0277	0	1	86.3	2	OK		CEMA
05111470001662	47	0277	1	2	30.4	2	OK		CEMA
05111470001663	47	0277	2	3	16.9	2	OK		CEMA
05111470001664	47	0277	3	4	14.0	2	OK		CEMA
05111470001665	47	0277	4	5	7.97	2	OK		CEMA
05111470001666	47	0277	5	6	7.10	2	OK		CEMA
05111470001667	47	0278	-1	0	79.7	2	OK		CEMA
05111470001668	47	0278	0	1	75.1	2	OK		CEMA
05111470001669	47	0278	1	2	106	2	OK		CEMA
05111470001670	47	0278	2	3	85.5	2	OK		CEMA
05111470001671	47	0278	3	4	83.1	2	OK		CEMA
05111470001672	50	0278	4	5	74.3	2	OK		CEMA
05111470001673	47	0278	5	6	69.8	2	OK		CEMA
05111470001674	47	0279	-1	0	94.5	2	OK		CEMA
05111470001675	47	0279	0	1	67.3	2	OK		CEMA
05111470001676	47	0279	1	2	27.5	2	OK		CEMA
05111470001677	47	0279	2	3	10.7	2	OK		CEMA
05111470001678	47	0279	3	4	15.6	2	OK		CEMA
05111470001679	47	0279	4	5	8.44	2	OK		CEMA
05111470001680	47	0279	5	6	7.49	2	OK		CEMA
05111470001681	50	0281	-1	0	140	2	OK		CEMA
05111470001682	50	0281	0	1	121	2	OK		CEMA
05111470001683	47	0281	1	2	64.3	2	OK		CEMA
05111470001684	47	0281	2	3	31.4	2	OK		CEMA

3-HPMA, HBMA, and CEMA in Human Urine
Celerion Study AA99071-03

Custom ID	Run ID	Subject	Start Day Nominal	Day Nominal	Concentration (ng/mL)	Split	Sample Condition	Sample Comments	Analyte
05111470001685	47	0281	3	4	33.5	2	OK		CEMA
05111470001686	47	0281	4	5	19.0	2	OK		CEMA
05111470001687	47	0281	5	6	21.1	2	OK		CEMA
05111470001688	47	0282	-1	0	58.9	2	OK		CEMA
05111470001689	47	0282	0	1	78.2	2	OK		CEMA
05111470001690	47	0282	1	2	27.3	2	OK		CEMA
05111470001691	47	0282	2	3	13.6	2	OK		CEMA
05111470001692	47	0282	3	4	12.2	2	OK		CEMA
05111470001693	47	0282	4	5	10.0	2	OK		CEMA
05111470001694	47	0282	5	6	6.26	2	OK		CEMA
05111470001695	47	0283	-1	0	41.0	2	OK		CEMA
05111470001696	47	0283	0	1	47.6	2	OK		CEMA
05111470001697	47	0283	1	2	37.3	2	OK		CEMA
05111470001698	47	0283	2	3	41.9	2	OK		CEMA
05111470001699	47	0283	3	4	40.8	2	OK		CEMA
05111470001700	47	0283	4	5	30.6	2	OK		CEMA
05111470001701	47	0283	5	6	21.7	2	OK		CEMA
05111470001702	48	0285	-1	0	79.2	2	OK		CEMA
05111470001703	48	0285	0	1	152	2	OK		CEMA
05111470001704	48	0285	1	2	151	2	OK		CEMA
05111470001705	48	0285	2	3	147	2	OK		CEMA
05111470001706	48	0285	3	4	147	2	OK		CEMA
05111470001707	48	0285	4	5	95.5	2	OK		CEMA
05111470001708	48	0285	5	6	145	2	OK		CEMA
05111470001709	48	0287	-1	0	70.1	2	OK		CEMA
05111470001710	48	0287	0	1	72.0	2	OK		CEMA
05111470001711	48	0287	1	2	36.9	2	OK		CEMA
05111470001712	48	0287	2	3	12.3	2	OK		CEMA

3-HPMA, HBMA, and CEMA in Human Urine
Celerion Study AA99071-03

Custom ID	Run ID	Subject	Start Day Nominal	Day Nominal	Concentration (ng/mL)	Split	Sample Condition	Sample Comments	Analyte
05111470001713	48	0287	3	4	18.0	2	OK		CEMA
05111470001714	48	0287	4	5	12.3	2	OK		CEMA
05111470001715	48	0287	5	6	12.0	2	OK		CEMA
05111470001716		0288	-1	0	.	2	Other	Analysis not required	CEMA
05111470001717		0288	0	1	.	2	Other	Analysis not required	CEMA
05111470001723	48	0289	-1	0	83.4	2	OK		CEMA
05111470001724	48	0289	0	1	81.8	2	OK		CEMA
05111470001725	48	0289	1	2	18.6	2	OK		CEMA
05111470001726	48	0289	2	3	11.7	2	OK		CEMA
05111470001727	48	0289	3	4	10.1	2	OK		CEMA
05111470001728	48	0289	4	5	6.31	2	OK		CEMA
05111470001729	48	0289	5	6	5.54	2	OK		CEMA
05111470001730	48	0291	-1	0	104	2	OK		CEMA
05111470001731	48	0291	0	1	77.6	2	OK		CEMA
05111470001732	48	0291	1	2	20.9	2	OK		CEMA
05111470001733	48	0291	2	3	19.3	2	OK		CEMA
05111470001734	48	0291	3	4	18.1	2	OK		CEMA
05111470001735	48	0291	4	5	20.4	2	OK		CEMA
05111470001736	48	0291	5	6	8.47	2	OK		CEMA
05111470001737	48	0292	-1	0	52.3	2	OK		CEMA
05111470001738	48	0292	0	1	75.2	2	OK		CEMA
05111470001739	48	0292	1	2	39.3	2	OK		CEMA
05111470001740	48	0292	2	3	11.2	2	OK		CEMA
05111470001741	48	0292	3	4	19.4	2	OK		CEMA
05111470001742	48	0292	4	5	8.15	2	OK		CEMA
05111470001743	48	0292	5	6	8.37	2	OK		CEMA
05111470001744	48	0296	-1	0	75.8	2	OK		CEMA
05111470001745	48	0296	0	1	74.7	2	OK		CEMA

3-HPMA, HBMA, and CEMA in Human Urine
Celerion Study AA99071-03

Custom ID	Run ID	Subject	Start Day Nominal	Day Nominal	Concentration (ng/mL)	Split	Sample Condition	Sample Comments	Analyte
05111470001746	48	0296	1	2	14.3	2	OK		CEMA
05111470001747	48	0296	2	3	15.4	2	OK		CEMA
05111470001748	48	0296	3	4	10.3	2	OK		CEMA
05111470001749	48	0296	4	5	10.1	2	OK		CEMA
05111470001750	48	0296	5	6	8.70	2	OK		CEMA
05111470001751	48	0298	-1	0	73.9	2	OK		CEMA
05111470001752	48	0298	0	1	115	2	OK		CEMA
05111470001753	48	0298	1	2	122	2	OK		CEMA
05111470001754	48	0298	2	3	82.8	2	OK		CEMA
05111470001755	48	0298	3	4	81.9	2	OK		CEMA
05111470001756	48	0298	4	5	62.6	2	OK		CEMA
05111470001757	48	0298	5	6	90.1	2	OK		CEMA
05111470001758		0299	-1	0	.	2	Other	Analysis not required	CEMA
05111470001759		0299	0	1	.	2	Other	Analysis not required	CEMA
05111470001765	48	0300	-1	0	9.12	2	OK		CEMA
05111470001766	48	0300	0	1	5.42	2	OK		CEMA
05111470001767	48	0300	1	2	1.05	2	OK		CEMA
05111470001768	48	0300	2	3	0.730	2	OK		CEMA
05111470001769	48	0300	3	4	0.744	2	OK		CEMA
05111470001770	48	0300	4	5	0.456	2	OK		CEMA
05111470001771	48	0300	5	6	0.678	2	OK		CEMA
05111470001772	49	0301	-1	0	71.5	2	OK		CEMA
05111470001773	49	0301	0	1	108	2	OK		CEMA
05111470001774	49	0301	1	2	33.0	2	OK		CEMA
05111470001775	49	0301	2	3	18.3	2	OK		CEMA
05111470001776	49	0301	3	4	24.3	2	OK		CEMA
05111470001777	49	0301	4	5	17.8	2	OK		CEMA
05111470001778	49	0301	5	6	14.0	2	OK		CEMA

3-HPMA, HBMA, and CEMA in Human Urine
Celerion Study AA99071-03

Custom ID	Run ID	Subject	Start Day Nominal	Day Nominal	Concentration (ng/mL)	Split	Sample Condition	Sample Comments	Analyte
05111470001779	49	0306	-1	0	104	2	OK		CEMA
05111470001780	49	0306	0	1	129	2	OK		CEMA
05111470001781	49	0306	1	2	45.4	2	OK		CEMA
05111470001782	49	0306	2	3	17.0	2	OK		CEMA
05111470001783	49	0306	3	4	13.2	2	OK		CEMA
05111470001784	49	0306	4	5	9.29	2	OK		CEMA
05111470001785	49	0306	5	6	9.98	2	OK		CEMA
05111470001786	49	0307	-1	0	101	2	OK		CEMA
05111470001787	49	0307	0	1	123	2	OK		CEMA
05111470001788	49	0307	1	2	35.5	2	OK		CEMA
05111470001789	49	0307	2	3	22.9	2	OK		CEMA
05111470001790	49	0307	3	4	26.6	2	OK		CEMA
05111470001791	49	0307	4	5	16.5	2	OK		CEMA
05111470001792	49	0307	5	6	15.6	2	OK		CEMA
05111470001793	49	0308	-1	0	85.2	2	OK		CEMA
05111470001794	49	0308	0	1	130	2	OK		CEMA
05111470001795	49	0308	1	2	45.0	2	OK		CEMA
05111470001796	49	0308	2	3	21.5	2	OK		CEMA
05111470001797	49	0308	3	4	17.2	2	OK		CEMA
05111470001798	49	0308	4	5	13.0	2	OK		CEMA
05111470001799	49	0308	5	6	16.4	2	OK		CEMA
05111470001800		0309	-1	0	.	2	Other	Analysis not required	CEMA
05111470001801		0309	0	1	.	2	Other	Analysis not required	CEMA
05111470001807		0312	-1	0	.	2	Other	Analysis not required	CEMA
05111470001808		0312	0	1	.	2	Other	Analysis not required	CEMA
05111470001821	52	0001	-1	0	26.1	2	OK		CEMA
05111470001822	52	0001	0	1	40.1	2	OK		CEMA
05111470001823	52	0001	1	2	15.1	2	OK		CEMA

3-HPMA, HBMA, and CEMA in Human Urine
Celerion Study AA99071-03

Custom ID	Run ID	Subject	Start Day Nominal	Day Nominal	Concentration (ng/mL)	Split	Sample Condition	Sample Comments	Analyte
05111470001824	52	0001	2	3	6.72	2	OK		CEMA
05111470001825	52	0001	3	4	5.76	2	OK		CEMA
05111470001826	52	0001	4	5	4.74	2	OK		CEMA
05111470001827	52	0001	5	6	3.62	2	OK		CEMA
05111470001828	52	0004	-1	0	55.6	2	OK		CEMA
05111470001829	52	0004	0	1	61.5	2	OK		CEMA
05111470001830	52	0004	1	2	19.6	2	OK		CEMA
05111470001831	52	0004	2	3	11.5	2	OK		CEMA
05111470001832	52	0004	3	4	12.0	2	OK		CEMA
05111470001833	52	0004	4	5	9.24	2	OK		CEMA
05111470001834	52	0004	5	6	4.58	2	OK		CEMA
05111470001835	52	0013	-1	0	78.4	2	OK		CEMA
05111470001836	52	0013	0	1	160	2	OK		CEMA
05111470001837	52	0013	1	2	20.2	2	OK		CEMA
05111470001838	52	0013	2	3	10.4	2	OK		CEMA
05111470001839	52	0013	3	4	9.43	2	OK		CEMA
05111470001840	52	0013	4	5	4.98	2	OK		CEMA
05111470001841	52	0013	5	6	6.79	2	OK		CEMA
05111470001842	29	0021	-1	0	47.8	2	OK		CEMA
05111470001843	29	0021	0	1	63.9	2	OK		CEMA
05111470001844	29	0021	1	2	26.7	2	OK		CEMA
05111470001845	29	0021	2	3	93.0	2	OK		CEMA
05111470001846	29	0021	3	4	7.39	2	OK		CEMA
05111470001847	29	0021	4	5	5.49	2	OK		CEMA
05111470001848	29	0021	5	6	5.31	2	OK		CEMA
05111470001849	30	0037	-1	0	101	2	OK		CEMA
05111470001850	56	0037	0	1	97.9	2	OK		CEMA
05111470001851	30	0037	1	2	95.3	2	OK		CEMA

3-HPMA, HBMA, and CEMA in Human Urine
Celerion Study AA99071-03

Custom ID	Run ID	Subject	Start Day Nominal	Day Nominal	Concentration (ng/mL)	Split	Sample Condition	Sample Comments	Analyte
05111470001852	30	0037	2	3	86.5	2	OK		CEMA
05111470001853	30	0037	3	4	104	2	OK		CEMA
05111470001854	30	0037	4	5	105	2	OK		CEMA
05111470001855	30	0037	5	6	97.4	2	OK		CEMA
05111470001856	51	0042	-1	0	80.1	2	OK		CEMA
05111470001857	51	0042	0	1	100	2	OK		CEMA
05111470001858	51	0042	1	2	83.5	2	OK		CEMA
05111470001859	51	0042	2	3	11.0	2	OK		CEMA
05111470001860	51	0042	3	4	169	2	OK		CEMA
05111470001861	51	0042	4	5	66.3	2	OK		CEMA
05111470001862	51	0042	5	6	81.1	2	OK		CEMA
05111470001863	51	0051	-1	0	41.1	2	OK		CEMA
05111470001864	51	0051	0	1	44.8	2	OK		CEMA
05111470001865	51	0051	1	2	8.25	2	OK		CEMA
05111470001866	51	0051	2	3	4.49	2	OK		CEMA
05111470001867	51	0051	3	4	3.37	2	OK		CEMA
05111470001868	51	0051	4	5	2.95	2	OK		CEMA
05111470001869	51	0051	5	6	3.82	2	OK		CEMA
05111470001870	35	0063	-1	0	66.7	2	OK		CEMA
05111470001871	35	0063	0	1	87.1	2	OK		CEMA
05111470001872	35	0063	1	2	39.1	2	OK		CEMA
05111470001873	35	0063	2	3	11.9	2	OK		CEMA
05111470001874	35	0063	3	4	12.9	2	OK		CEMA
05111470001875	35	0063	4	5	9.48	2	OK		CEMA
05111470001876	35	0063	5	6	9.40	2	OK		CEMA
05111470001877	35	0066	-1	0	39.6	2	OK		CEMA
05111470001878	35	0066	0	1	60.5	2	OK		CEMA
05111470001879	35	0066	1	2	13.6	2	OK		CEMA

3-HPMA, HBMA, and CEMA in Human Urine
Celerion Study AA99071-03

Custom ID	Run ID	Subject	Start Day Nominal	Day Nominal	Concentration (ng/mL)	Split	Sample Condition	Sample Comments	Analyte
05111470001880	35	0066	2	3	6.81	2	OK		CEMA
05111470001881	35	0066	3	4	4.33	2	OK		CEMA
05111470001882	35	0066	4	5	2.92	2	OK		CEMA
05111470001883	35	0066	5	6	2.29	2	OK		CEMA
05111470001884	35	0067	-1	0	48.9	2	OK		CEMA
05111470001885	35	0067	0	1	69.4	2	OK		CEMA
05111470001886	35	0067	1	2	44.7	2	OK		CEMA
05111470001887	35	0067	2	3	42.9	2	OK		CEMA
05111470001888	35	0067	3	4	36.6	2	OK		CEMA
05111470001889	35	0067	4	5	33.3	2	OK		CEMA
05111470001890	35	0067	5	6	33.8	2	OK		CEMA
05111470001891	35	0069	-1	0	72.0	2	OK		CEMA
05111470001892	35	0069	0	1	84.8	2	OK		CEMA
05111470001893	35	0069	1	2	30.1	2	OK		CEMA
05111470001894	35	0069	2	3	11.8	2	OK		CEMA
05111470001895	35	0069	3	4	10.8	2	OK		CEMA
05111470001896	35	0069	4	5	8.91	2	OK		CEMA
05111470001897	35	0069	5	6	7.85	2	OK		CEMA
05111470001898	35	0071	-1	0	161	2	OK		CEMA
05111470001899	35	0071	0	1	109	2	OK		CEMA
05111470001900	35	0071	1	2	46.3	2	OK		CEMA
05111470001901	35	0071	2	3	22.5	2	OK		CEMA
05111470001902	35	0071	3	4	15.1	2	OK		CEMA
05111470001903	35	0071	4	5	11.6	2	OK		CEMA
05111470001904	35	0071	5	6	22.6	2	OK		CEMA
05111470001905	58	0072	-1	0	79.8	2	OK		CEMA
05111470001906	58	0072	0	1	75.3	2	OK		CEMA
05111470001907	58	0072	1	2	69.3	2	OK		CEMA

3-HPMA, HBMA, and CEMA in Human Urine
Celerion Study AA99071-03

Custom ID	Run ID	Subject	Start Day Nominal	Day Nominal	Concentration (ng/mL)	Split	Sample Condition	Sample Comments	Analyte
05111470001908	58	0072	2	3	93.6	2	OK		CEMA
05111470001909	58	0072	3	4	138	2	OK		CEMA
05111470001910	58	0072	4	5	84.1	2	OK		CEMA
05111470001911	58	0072	5	6	65.8	2	OK		CEMA
05111470001912	58	0074	-1	0	130	2	OK		CEMA
05111470001913	58	0074	0	1	110	2	OK		CEMA
05111470001914	58	0074	1	2	47.3	2	OK		CEMA
05111470001915	58	0074	2	3	21.4	2	OK		CEMA
05111470001916	58	0074	3	4	17.4	2	OK		CEMA
05111470001917	58	0074	4	5	10.8	2	OK		CEMA
05111470001918	58	0074	5	6	10.2	2	OK		CEMA
05111470001919	58	0076	-1	0	28.5	2	OK		CEMA
05111470001920	58	0076	0	1	24.9	2	OK		CEMA
05111470001921	58	0076	1	2	25.8	2	OK		CEMA
05111470001922	58	0076	2	3	7.66	2	OK		CEMA
05111470001923	58	0076	3	4	7.08	2	OK		CEMA
05111470001924	58	0076	4	5	1.84	2	OK		CEMA
05111470001925	58	0076	5	6	3.94	2	OK		CEMA
05111470001926	58	0080	-1	0	90.8	2	OK		CEMA
05111470001927	58	0080	0	1	71.1	2	OK		CEMA
05111470001928	58	0080	1	2	75.9	2	OK		CEMA
05111470001929	58	0080	2	3	89.6	2	OK		CEMA
05111470001930	58	0080	3	4	14.4	2	OK		CEMA
05111470001931	58	0080	4	5	41.5	2	OK		CEMA
05111470001932	58	0080	5	6	53.2	2	OK		CEMA
05111470001933	58	0083	-1	0	99.8	2	OK		CEMA
05111470001934	58	0083	0	1	85.3	2	OK		CEMA
05111470001935	58	0083	1	2	28.3	2	OK		CEMA

3-HPMA, HBMA, and CEMA in Human Urine
Celerion Study AA99071-03

Custom ID	Run ID	Subject	Start Day Nominal	Day Nominal	Concentration (ng/mL)	Split	Sample Condition	Sample Comments	Analyte
05111470001936	58	0083	2	3	11.4	2	OK		CEMA
05111470001937	58	0083	3	4	11.1	2	OK		CEMA
05111470001938	58	0083	4	5	9.32	2	OK		CEMA
05111470001939	58	0083	5	6	7.05	2	OK		CEMA
05111470001940	58	0085	-1	0	35.8	2	OK		CEMA
05111470001941	58	0085	0	1	33.9	2	OK		CEMA
05111470001942	58	0085	1	2	6.36	2	OK		CEMA
05111470001943	58	0085	2	3	3.37	2	OK		CEMA
05111470001947	58	0086	-1	0	97.5	2	OK		CEMA
05111470001948	58	0086	0	1	122	2	OK		CEMA
05111470001949	58	0086	1	2	33.2	2	OK		CEMA
05111470001950	58	0086	2	3	17.3	2	OK		CEMA
05111470001951	58	0086	3	4	17.7	2	OK		CEMA
05111470001952	58	0086	4	5	16.6	2	OK		CEMA
05111470001953	58	0086	5	6	20.7	2	OK		CEMA
05111470001954	58	0087	-1	0	107	2	OK		CEMA
05111470001955	58	0087	0	1	93.2	2	OK		CEMA
05111470001956	58	0087	1	2	106	2	OK		CEMA
05111470001957	58	0087	2	3	100	2	OK		CEMA
05111470001958	58	0087	3	4	108	2	OK		CEMA
05111470001959	58	0087	4	5	58.4	2	OK		CEMA
05111470001960	58	0087	5	6	40.3	2	OK		CEMA
05111470001961	58	0088	-1	0	47.9	2	OK		CEMA
05111470001962	58	0088	0	1	53.9	2	OK		CEMA
05111470001963	58	0088	1	2	22.0	2	OK		CEMA
05111470001964	58	0088	2	3	9.23	2	OK		CEMA
05111470001965	58	0088	3	4	10.4	2	OK		CEMA
05111470001966	58	0088	4	5	5.03	2	OK		CEMA

3-HPMA, HBMA, and CEMA in Human Urine
Celerion Study AA99071-03

Custom ID	Run ID	Subject	Start Day Nominal	Day Nominal	Concentration (ng/mL)	Split	Sample Condition	Sample Comments	Analyte
05111470001967	58	0088	5	6	4.89	2	OK		CEMA
05111470001968	37	0090	-1	0	47.7	2	OK		CEMA
05111470001969	37	0090	0	1	49.4	2	OK		CEMA
05111470001970	37	0090	1	2	26.8	2	OK		CEMA
05111470001971	37	0090	2	3	12.1	2	OK		CEMA
05111470001972	37	0090	3	4	10.9	2	OK		CEMA
05111470001973	37	0090	4	5	6.49	2	OK		CEMA
05111470001974	37	0090	5	6	6.30	2	OK		CEMA
05111470001975	37	0093	-1	0	83.7	2	OK		CEMA
05111470001976	37	0093	0	1	90.8	2	OK		CEMA
05111470001977	37	0093	1	2	25.6	2	OK		CEMA
05111470001978	37	0093	2	3	14.2	2	OK		CEMA
05111470001979	37	0093	3	4	12.2	2	OK		CEMA
05111470001980	37	0093	4	5	8.78	2	OK		CEMA
05111470001981	37	0093	5	6	6.73	2	OK		CEMA
05111470001982	37	0104	-1	0	35.7	2	OK		CEMA
05111470001983	37	0104	0	1	45.6	2	OK		CEMA
05111470001984	37	0104	1	2	5.06	2	OK		CEMA
05111470001985	37	0104	2	3	2.49	2	OK		CEMA
05111470001986	37	0104	3	4	1.35	2	OK		CEMA
05111470001987	37	0104	4	5	0.958	2	OK		CEMA
05111470001988	37	0104	5	6	0.698	2	OK		CEMA
05111470001989	37	0105	-1	0	95.1	2	OK		CEMA
05111470001990	37	0105	0	1	100	2	OK		CEMA
05111470001991	37	0105	1	2	156	2	OK		CEMA
05111470001992	37	0105	2	3	118	2	OK		CEMA
05111470001993	37	0105	3	4	86.4	2	OK		CEMA
05111470001994	37	0105	4	5	64.1	2	OK		CEMA

3-HPMA, HBMA, and CEMA in Human Urine
Celerion Study AA99071-03

Custom ID	Run ID	Subject	Start Day Nominal	Day Nominal	Concentration (ng/mL)	Split	Sample Condition	Sample Comments	Analyte
05111470001995	37	0105	5	6	41.2	2	OK		CEMA
05111470001996	37	0106	-1	0	32.3	2	OK		CEMA
05111470001997	37	0106	0	1	43.7	2	OK		CEMA
05111470001998	37	0106	1	2	10.3	2	OK		CEMA
05111470001999	37	0106	2	3	6.57	2	OK		CEMA
05111470002000	37	0106	3	4	5.90	2	OK		CEMA
05111470002001	37	0106	4	5	3.63	2	OK		CEMA
05111470002002	37	0106	5	6	3.38	2	OK		CEMA
05111470002003	37	0107	-1	0	118	2	OK		CEMA
05111470002004	37	0107	0	1	87.8	2	OK		CEMA
05111470002005	37	0107	1	2	39.7	2	OK		CEMA
05111470002006	37	0107	2	3	17.5	2	OK		CEMA
05111470002007	37	0107	3	4	68.9	2	OK		CEMA
05111470002008	37	0107	4	5	13.2	2	OK		CEMA
05111470002009	37	0107	5	6	8.47	2	OK		CEMA
05111470002010	37	0110	-1	0	98.8	2	OK		CEMA
05111470002011	37	0110	0	1	111	2	OK		CEMA
05111470002012	37	0110	1	2	33.8	2	OK		CEMA
05111470002013	37	0110	2	3	24.8	2	OK		CEMA
05111470002014	37	0110	3	4	19.3	2	OK		CEMA
05111470002015	37	0110	4	5	14.8	2	OK		CEMA
05111470002016	37	0110	5	6	12.6	2	OK		CEMA
05111470002017	37	0112	-1	0	100	2	OK		CEMA
05111470002018	37	0112	0	1	90.5	2	OK		CEMA
05111470002019	37	0112	1	2	40.0	2	OK		CEMA
05111470002020	37	0112	2	3	19.4	2	OK		CEMA
05111470002021	37	0112	3	4	22.2	2	OK		CEMA
05111470002022	37	0112	4	5	15.6	2	OK		CEMA

3-HPMA, HBMA, and CEMA in Human Urine
Celerion Study AA99071-03

Custom ID	Run ID	Subject	Start Day Nominal	Day Nominal	Concentration (ng/mL)	Split	Sample Condition	Sample Comments	Analyte
05111470002023	37	0112	5	6	17.7	2	OK		CEMA
05111470002024	38	0114	-1	0	42.6	2	OK		CEMA
05111470002025	38	0114	0	1	77.1	2	OK		CEMA
05111470002026	38	0114	1	2	19.9	2	OK		CEMA
05111470002027	38	0114	2	3	8.44	2	OK		CEMA
05111470002028	38	0114	3	4	6.86	2	OK		CEMA
05111470002029	38	0114	4	5	3.98	2	OK		CEMA
05111470002030	38	0114	5	6	5.39	2	OK		CEMA
05111470002031	38	0117	-1	0	46.9	2	OK		CEMA
05111470002032	38	0117	0	1	45.1	2	OK		CEMA
05111470002033	38	0117	1	2	68.2	2	OK		CEMA
05111470002034	38	0117	2	3	76.0	2	OK		CEMA
05111470002035	38	0117	3	4	64.2	2	OK		CEMA
05111470002036	38	0117	4	5	52.3	2	OK		CEMA
05111470002037	38	0117	5	6	30.7	2	OK		CEMA
05111470002038	38	0118	-1	0	91.8	2	OK		CEMA
05111470002039	38	0118	0	1	99.4	2	OK		CEMA
05111470002040	38	0118	1	2	92.4	2	OK		CEMA
05111470002041	38	0118	2	3	90.2	2	OK		CEMA
05111470002042	38	0118	3	4	123	2	OK		CEMA
05111470002043	38	0118	4	5	73.8	2	OK		CEMA
05111470002044	38	0118	5	6	81.9	2	OK		CEMA
05111470002045	38	0121	-1	0	66.7	2	OK		CEMA
05111470002046	38	0121	0	1	84.3	2	OK		CEMA
05111470002047	38	0121	1	2	48.8	2	OK		CEMA
05111470002048	38	0121	2	3	53.5	2	OK		CEMA
05111470002049	38	0121	3	4	53.6	2	OK		CEMA
05111470002050	38	0121	4	5	39.1	2	OK		CEMA

3-HPMA, HBMA, and CEMA in Human Urine
Celerion Study AA99071-03

Custom ID	Run ID	Subject	Start Day Nominal	Day Nominal	Concentration (ng/mL)	Split	Sample Condition	Sample Comments	Analyte
05111470002051	38	0121	5	6	48.0	2	OK		CEMA
05111470002052	38	0122	-1	0	51.6	2	OK		CEMA
05111470002053	38	0122	0	1	37.7	2	OK		CEMA
05111470002054	38	0122	1	2	8.58	2	OK		CEMA
05111470002055	38	0122	2	3	5.96	2	OK		CEMA
05111470002056	38	0122	3	4	3.74	2	OK		CEMA
05111470002057	38	0122	4	5	3.49	2	OK		CEMA
05111470002058	38	0122	5	6	2.65	2	OK		CEMA
05111470002059	38	0123	-1	0	27.3	2	OK		CEMA
05111470002060	38	0123	0	1	44.3	2	OK		CEMA
05111470002061	38	0123	1	2	22.5	2	OK		CEMA
05111470002062	38	0123	2	3	8.09	2	OK		CEMA
05111470002063	38	0123	3	4	7.80	2	OK		CEMA
05111470002064	38	0123	4	5	4.78	2	OK		CEMA
05111470002065	38	0123	5	6	4.40	2	OK		CEMA
05111470002066	38	0126	-1	0	47.8	2	OK		CEMA
05111470002067	38	0126	0	1	52.3	2	OK		CEMA
05111470002068	38	0126	1	2	55.6	2	OK		CEMA
05111470002069	38	0126	2	3	39.6	2	OK		CEMA
05111470002070	38	0126	3	4	49.2	2	OK		CEMA
05111470002071	38	0126	4	5	38.2	2	OK		CEMA
05111470002072	38	0126	5	6	30.5	2	OK		CEMA
05111470002073	38	0127	-1	0	163	2	OK		CEMA
05111470002074	38	0127	0	1	50.9	2	OK		CEMA
05111470002075	38	0127	1	2	22.4	2	OK		CEMA
05111470002076	38	0127	2	3	10.0	2	OK		CEMA
05111470002077	38	0127	3	4	7.70	2	OK		CEMA
05111470002078	38	0127	4	5	6.01	2	OK		CEMA

3-HPMA, HBMA, and CEMA in Human Urine
Celerion Study AA99071-03

Custom ID	Run ID	Subject	Start Day Nominal	Day Nominal	Concentration (ng/mL)	Split	Sample Condition	Sample Comments	Analyte
05111470002079	38	0127	5	6	6.05	2	OK		CEMA
05111470002080	39	0128	-1	0	125	2	OK		CEMA
05111470002081	39	0128	0	1	105	2	OK		CEMA
05111470002082	39	0128	1	2	29.4	2	OK		CEMA
05111470002083	39	0128	2	3	14.2	2	OK		CEMA
05111470002084	39	0128	3	4	17.8	2	OK		CEMA
05111470002085	39	0128	4	5	13.4	2	OK		CEMA
05111470002086	39	0128	5	6	14.8	2	OK		CEMA
05111470002087	39	0129	-1	0	71.3	2	OK		CEMA
05111470002088	39	0129	0	1	72.7	2	OK		CEMA
05111470002089	39	0129	1	2	25.6	2	OK		CEMA
05111470002090	39	0129	2	3	10.8	2	OK		CEMA
05111470002091	39	0129	3	4	9.67	2	OK		CEMA
05111470002092	39	0129	4	5	10.8	2	OK		CEMA
05111470002093	39	0129	5	6	5.98	2	OK		CEMA
05111470002094	39	0130	-1	0	61.9	2	OK		CEMA
05111470002095	39	0130	0	1	73.2	2	OK		CEMA
05111470002096	39	0130	1	2	14.1	2	OK		CEMA
05111470002097	39	0130	2	3	9.11	2	OK		CEMA
05111470002098	39	0130	3	4	13.5	2	OK		CEMA
05111470002099	39	0130	4	5	10.6	2	OK		CEMA
05111470002100	39	0130	5	6	5.19	2	OK		CEMA
05111470002101	39	0133	-1	0	69.4	2	OK		CEMA
05111470002102	39	0133	0	1	113	2	OK		CEMA
05111470002103	39	0133	1	2	64.6	2	OK		CEMA
05111470002104	39	0133	2	3	14.4	2	OK		CEMA
05111470002105	39	0133	3	4	15.3	2	OK		CEMA
05111470002106	39	0133	4	5	12.3	2	OK		CEMA

3-HPMA, HBMA, and CEMA in Human Urine
Celerion Study AA99071-03

Custom ID	Run ID	Subject	Start Day Nominal	Day Nominal	Concentration (ng/mL)	Split	Sample Condition	Sample Comments	Analyte
05111470002107	39	0133	5	6	18.2	2	OK		CEMA
05111470002108	39	0136	-1	0	132	2	OK		CEMA
05111470002109	39	0136	0	1	102	2	OK		CEMA
05111470002110	39	0136	1	2	48.2	2	OK		CEMA
05111470002111	39	0136	2	3	21.8	2	OK		CEMA
05111470002112	39	0136	3	4	24.9	2	OK		CEMA
05111470002113	39	0136	4	5	12.0	2	OK		CEMA
05111470002114	39	0136	5	6	10.2	2	OK		CEMA
05111470002115	39	0137	-1	0	49.3	2	OK		CEMA
05111470002116	39	0137	0	1	39.7	2	OK		CEMA
05111470002117	39	0137	1	2	17.3	2	OK		CEMA
05111470002118	39	0137	2	3	6.55	2	OK		CEMA
05111470002119	39	0137	3	4	7.26	2	OK		CEMA
05111470002120	39	0137	4	5	4.92	2	OK		CEMA
05111470002121	39	0137	5	6	4.24	2	OK		CEMA
05111470002122	39	0139	-1	0	111	2	OK		CEMA
05111470002123	39	0139	0	1	131	2	OK		CEMA
05111470002124	39	0139	1	2	81.9	2	OK		CEMA
05111470002125	39	0139	2	3	79.2	2	OK		CEMA
05111470002126	39	0139	3	4	113	2	OK		CEMA
05111470002127	39	0139	4	5	93.6	2	OK		CEMA
05111470002128	39	0139	5	6	101	2	OK		CEMA
05111470002129	40	0140	-1	0	48.1	2	OK		CEMA
05111470002130	40	0140	0	1	62.1	2	OK		CEMA
05111470002131	40	0140	1	2	53.4	2	OK		CEMA
05111470002132	40	0140	2	3	56.9	2	OK		CEMA
05111470002133	40	0140	3	4	73.1	2	OK		CEMA
05111470002134	40	0140	4	5	62.0	2	OK		CEMA

3-HPMA, HBMA, and CEMA in Human Urine
Celerion Study AA99071-03

Custom ID	Run ID	Subject	Start Day Nominal	Day Nominal	Concentration (ng/mL)	Split	Sample Condition	Sample Comments	Analyte
05111470002135	40	0140	5	6	50.7	2	OK		CEMA
05111470002136	40	0145	-1	0	47.8	2	OK		CEMA
05111470002137	40	0145	0	1	56.9	2	OK		CEMA
05111470002138	40	0145	1	2	21.2	2	OK		CEMA
05111470002139	40	0145	2	3	7.45	2	OK		CEMA
05111470002140	40	0145	3	4	5.37	2	OK		CEMA
05111470002141	40	0145	4	5	4.70	2	OK		CEMA
05111470002142	40	0145	5	6	4.32	2	OK		CEMA
05111470002143	40	0147	-1	0	105	2	OK		CEMA
05111470002144	40	0147	0	1	109	2	OK		CEMA
05111470002145	40	0147	1	2	32.3	2	OK		CEMA
05111470002146	40	0147	2	3	18.2	2	OK		CEMA
05111470002147	40	0147	3	4	17.5	2	OK		CEMA
05111470002148	40	0147	4	5	19.9	2	OK		CEMA
05111470002149	40	0147	5	6	10.9	2	OK		CEMA
05111470002150	40	0148	-1	0	170	2	OK		CEMA
05111470002151	40	0148	0	1	162	2	OK		CEMA
05111470002152	40	0148	1	2	148	2	OK		CEMA
05111470002153	40	0148	2	3	92.8	2	OK		CEMA
05111470002154	40	0148	3	4	122	2	OK		CEMA
05111470002155	40	0148	4	5	97.4	2	OK		CEMA
05111470002156	40	0148	5	6	100	2	OK		CEMA
05111470002157	40	0149	-1	0	54.6	2	OK		CEMA
05111470002158	40	0149	0	1	43.4	2	OK		CEMA
05111470002159	40	0149	1	2	18.1	2	OK		CEMA
05111470002160	40	0149	2	3	11.5	2	OK		CEMA
05111470002161	40	0149	3	4	12.0	2	OK		CEMA
05111470002162	40	0149	4	5	7.59	2	OK		CEMA

3-HPMA, HBMA, and CEMA in Human Urine
Celerion Study AA99071-03

Custom ID	Run ID	Subject	Start Day Nominal	Day Nominal	Concentration (ng/mL)	Split	Sample Condition	Sample Comments	Analyte
05111470002163	40	0149	5	6	6.26	2	OK		CEMA
05111470002164	40	0150	-1	0	99.0	2	OK		CEMA
05111470002165	40	0150	0	1	66.4	2	OK		CEMA
05111470002166	40	0150	1	2	44.1	2	OK		CEMA
05111470002167	40	0150	2	3	16.3	2	OK		CEMA
05111470002168	40	0150	3	4	10.7	2	OK		CEMA
05111470002169	40	0150	4	5	8.69	2	OK		CEMA
05111470002170	40	0150	5	6	10.3	2	OK		CEMA
05111470002171	40	0152	-1	0	14.0	2	OK		CEMA
05111470002172	40	0152	0	1	15.5	2	OK		CEMA
05111470002173	40	0152	1	2	19.2	2	OK		CEMA
05111470002174	40	0152	2	3	16.3	2	OK		CEMA
05111470002175	40	0152	3	4	22.1	2	OK		CEMA
05111470002176	40	0152	4	5	19.4	2	OK		CEMA
05111470002177	40	0152	5	6	16.7	2	OK		CEMA
05111470002178	40	0153	-1	0	56.6	2	OK		CEMA
05111470002179	40	0153	0	1	80.0	2	OK		CEMA
05111470002180	40	0153	1	2	19.5	2	OK		CEMA
05111470002181	40	0153	2	3	12.3	2	OK		CEMA
05111470002182	40	0153	3	4	14.1	2	OK		CEMA
05111470002183	40	0153	4	5	9.64	2	OK		CEMA
05111470002184	40	0153	5	6	5.38	2	OK		CEMA
05111470002185	41	0155	-1	0	48.3	2	OK		CEMA
05111470002186	41	0155	0	1	61.0	2	OK		CEMA
05111470002187	41	0155	1	2	17.9	2	OK		CEMA
05111470002188	41	0155	2	3	4.81	2	OK		CEMA
05111470002189	41	0155	3	4	10.6	2	OK		CEMA
05111470002190	41	0155	4	5	9.02	2	OK		CEMA

3-HPMA, HBMA, and CEMA in Human Urine
Celerion Study AA99071-03

Custom ID	Run ID	Subject	Start Day Nominal	Day Nominal	Concentration (ng/mL)	Split	Sample Condition	Sample Comments	Analyte
05111470002191	41	0155	5	6	6.59	2	OK		CEMA
05111470002192	41	0156	-1	0	130	2	OK		CEMA
05111470002193	41	0156	0	1	124	2	OK		CEMA
05111470002194	41	0156	1	2	151	2	OK		CEMA
05111470002195	41	0156	2	3	132	2	OK		CEMA
05111470002196	41	0156	3	4	120	2	OK		CEMA
05111470002197	41	0156	4	5	152	2	OK		CEMA
05111470002198	41	0156	5	6	91.0	2	OK		CEMA
05111470002199	41	0160	-1	0	87.9	2	OK		CEMA
05111470002200	41	0160	0	1	99.2	2	OK		CEMA
05111470002201	41	0160	1	2	104	2	OK		CEMA
05111470002202	41	0160	2	3	84.3	2	OK		CEMA
05111470002203	41	0160	3	4	111	2	OK		CEMA
05111470002204	41	0160	4	5	79.4	2	OK		CEMA
05111470002205	41	0160	5	6	63.6	2	OK		CEMA
05111470002206	41	0162	-1	0	65.2	2	OK		CEMA
05111470002207	41	0162	0	1	91.3	2	OK		CEMA
05111470002208	41	0162	1	2	29.5	2	OK		CEMA
05111470002209	41	0162	2	3	23.6	2	OK		CEMA
05111470002210	41	0162	3	4	25.6	2	OK		CEMA
05111470002211	41	0162	4	5	14.7	2	OK		CEMA
05111470002212	41	0162	5	6	15.1	2	OK		CEMA
05111470002213	41	0167	-1	0	104	2	OK		CEMA
05111470002214	41	0167	0	1	96.8	2	OK		CEMA
05111470002215	41	0167	1	2	38.4	2	OK		CEMA
05111470002216	41	0167	2	3	23.0	2	OK		CEMA
05111470002217	41	0167	3	4	26.0	2	OK		CEMA
05111470002218	41	0167	4	5	19.0	2	OK		CEMA

3-HPMA, HBMA, and CEMA in Human Urine
Celerion Study AA99071-03

Custom ID	Run ID	Subject	Start Day Nominal	Day Nominal	Concentration (ng/mL)	Split	Sample Condition	Sample Comments	Analyte
05111470002219	41	0167	5	6	15.6	2	OK		CEMA
05111470002220	41	0169	-1	0	33.4	2	OK		CEMA
05111470002221	41	0169	0	1	24.2	2	OK		CEMA
05111470002222	41	0169	1	2	18.2	2	OK		CEMA
05111470002223	41	0169	2	3	4.24	2	OK		CEMA
05111470002224	41	0169	3	4	4.24	2	OK		CEMA
05111470002225	41	0169	4	5	1.49	2	OK		CEMA
05111470002226	41	0169	5	6	2.27	2	OK		CEMA
05111470002227	41	0170	-1	0	80.5	2	OK		CEMA
05111470002228	41	0170	0	1	55.3	2	OK		CEMA
05111470002229	41	0170	1	2	18.0	2	OK		CEMA
05111470002230	41	0170	2	3	8.84	2	OK		CEMA
05111470002231	41	0170	3	4	6.43	2	OK		CEMA
05111470002232	41	0170	4	5	6.12	2	OK		CEMA
05111470002233	41	0170	5	6	5.20	2	OK		CEMA
05111470002234	41	0177	-1	0	83.0	2	OK		CEMA
05111470002235	41	0177	0	1	85.9	2	OK		CEMA
05111470002236	41	0177	1	2	35.8	2	OK		CEMA
05111470002237	41	0177	2	3	18.2	2	OK		CEMA
05111470002238	41	0177	3	4	18.2	2	OK		CEMA
05111470002239	41	0177	4	5	11.7	2	OK		CEMA
05111470002240	41	0177	5	6	13.1	2	OK		CEMA
05111470002241	49	0313	-1	0	51.5	2	OK		CEMA
05111470002242	49	0313	0	1	55.1	2	OK		CEMA
05111470002243	49	0313	1	2	66.5	2	OK		CEMA
05111470002244	49	0313	2	3	44.3	2	OK		CEMA
05111470002245	49	0313	3	4	58.4	2	OK		CEMA
05111470002246	49	0313	4	5	43.4	2	OK		CEMA

3-HPMA, HBMA, and CEMA in Human Urine
Celerion Study AA99071-03

Custom ID	Run ID	Subject	Start Day Nominal	Day Nominal	Concentration (ng/mL)	Split	Sample Condition	Sample Comments	Analyte
05111470002247	49	0313	5	6	41.3	2	OK		CEMA
05111470002255	49	0315	-1	0	69.9	2	OK		CEMA
05111470002256	49	0315	0	1	69.4	2	OK		CEMA
05111470002257	49	0315	1	2	52.6	2	OK		CEMA
05111470002258	49	0315	2	3	65.0	2	OK		CEMA
05111470002259	49	0315	3	4	55.9	2	OK		CEMA
05111470002260	49	0315	4	5	46.1	2	OK		CEMA
05111470002261	49	0315	5	6	48.6	2	OK		CEMA
05111470002269	49	0316	-1	0	19.6	2	OK		CEMA
05111470002270	49	0316	0	1	26.9	2	OK		CEMA
05111470002271	49	0316	1	2	6.06	2	OK		CEMA
05111470002272	49	0316	2	3	3.56	2	OK		CEMA
05111470002273	49	0316	3	4	3.31	2	OK		CEMA
05111470002274	49	0316	4	5	1.92	2	OK		CEMA
05111470002275	49	0316	5	6	1.19	2	OK		CEMA
05111470002283	49	0317	-1	0	60.2	2	OK		CEMA
05111470002284	49	0317	0	1	51.4	2	OK		CEMA
05111470002285	49	0317	1	2	27.0	2	OK		CEMA
05111470002286	49	0317	2	3	17.3	2	OK		CEMA
05111470002287	49	0317	3	4	11.1	2	OK		CEMA
05111470002288	49	0317	4	5	10.8	2	OK		CEMA
05111470002289	49	0317	5	6	8.90	2	OK		CEMA
05111470002297	50	0318	-1	0	103	2	OK		CEMA
05111470002298	50	0318	0	1	112	2	OK		CEMA
05111470002299	50	0318	1	2	126	2	OK		CEMA
05111470002300	50	0318	2	3	138	2	OK		CEMA
05111470002301	50	0318	3	4	132	2	OK		CEMA
05111470002302	50	0318	4	5	128	2	OK		CEMA

3-HPMA, HBMA, and CEMA in Human Urine
Celerion Study AA99071-03

Custom ID	Run ID	Subject	Start Day Nominal	Day Nominal	Concentration (ng/mL)	Split	Sample Condition	Sample Comments	Analyte
05111470002303	50	0318	5	6	161	2	OK		CEMA
05111470002311	50	0320	-1	0	171	2	OK		CEMA
05111470002312	50	0320	0	1	206	2	OK		CEMA
05111470002313	50	0320	1	2	34.6	2	OK		CEMA
05111470002314	50	0320	2	3	21.7	2	OK		CEMA
05111470002315	50	0320	3	4	22.8	2	OK		CEMA
05111470002316	50	0320	4	5	16.9	2	OK		CEMA
05111470002317	50	0320	5	6	14.3	2	OK		CEMA
05111470002325	50	0321	-1	0	46.7	2	OK		CEMA
05111470002326	50	0321	0	1	62.3	2	OK		CEMA
05111470002327	50	0321	1	2	14.7	2	OK		CEMA
05111470002328	50	0321	2	3	13.6	2	OK		CEMA
05111470002329	50	0321	3	4	15.6	2	OK		CEMA
05111470002330	50	0321	4	5	10.9	2	OK		CEMA
05111470002331	50	0321	5	6	11.9	2	OK		CEMA
05111470002339	50	0322	-1	0	33.2	2	OK		CEMA
05111470002340	50	0322	0	1	34.7	2	OK		CEMA
05111470002341	50	0322	1	2	24.1	2	OK		CEMA
05111470002342	50	0322	2	3	27.1	2	OK		CEMA
05111470002343	50	0322	3	4	22.8	2	OK		CEMA
05111470002344	50	0322	4	5	19.7	2	OK		CEMA
05111470002345	50	0322	5	6	17.7	2	OK		CEMA
05111470002353	50	0325	-1	0	142	2	OK		CEMA
05111470002354	50	0325	0	1	115	2	OK		CEMA
05111470002355	50	0325	1	2	99.4	2	OK		CEMA
05111470002356	50	0325	2	3	33.4	2	OK		CEMA
05111470002357	50	0325	3	4	29.7	2	OK		CEMA
05111470002358	50	0325	4	5	15.4	2	OK		CEMA

3-HPMA, HBMA, and CEMA in Human Urine
Celerion Study AA99071-03

Custom ID	Run ID	Subject	Start Day Nominal	Day Nominal	Concentration (ng/mL)	Split	Sample Condition	Sample Comments	Analyte
05111470002359	50	0325	5	6	18.4	2	OK		CEMA
05111470002367	50	0328	-1	0	21.8	2	OK		CEMA
05111470002368	50	0328	0	1	31.0	2	OK		CEMA
05111470002369	50	0328	1	2	15.7	2	OK		CEMA
05111470002370	50	0328	2	3	21.2	2	OK		CEMA
05111470002371	50	0328	3	4	21.3	2	OK		CEMA
05111470002372	50	0328	4	5	16.2	2	OK		CEMA
05111470002373	50	0328	5	6	17.7	2	OK		CEMA
05111480003215	56	0262	0	1	65.6	3	OK		CEMA

Table 14 Summary of Reassay for Analytical Reasons for 3-HPMA

Run ID	Reason	Sample Name
1	Fail	AA99071-03 05111470000001 0008 N/A P1 Day 0 URN-1
1	Fail	AA99071-03 05111470000002 0008 N/A P1 Day 1 URN-1
1	Fail	AA99071-03 05111470000003 0008 N/A P1 Day 2 URN-1
1	Fail	AA99071-03 05111470000004 0008 N/A P1 Day 3 URN-1
1	Fail	AA99071-03 05111470000005 0008 N/A P1 Day 4 URN-1
1	Fail	AA99071-03 05111470000006 0008 N/A P1 Day 5 URN-1
1	Fail	AA99071-03 05111470000007 0008 N/A P1 Day 6 URN-1
1	Fail	AA99071-03 05111470000008 0010 N/A P1 Day 0 URN-1
1	Fail	AA99071-03 05111470000009 0010 N/A P1 Day 1 URN-1
1	Fail	AA99071-03 05111470000010 0010 N/A P1 Day 2 URN-1
1	Fail	AA99071-03 05111470000011 0010 N/A P1 Day 3 URN-1
1	Fail	AA99071-03 05111470000012 0010 N/A P1 Day 4 URN-1
1	Fail	AA99071-03 05111470000013 0010 N/A P1 Day 5 URN-1
1	Fail	AA99071-03 05111470000014 0010 N/A P1 Day 6 URN-1
1	Fail	AA99071-03 05111470000015 0011 N/A P1 Day 0 URN-1
1	Fail	AA99071-03 05111470000016 0011 N/A P1 Day 1 URN-1
1	Fail	AA99071-03 05111470000017 0011 N/A P1 Day 2 URN-1
1	Fail	AA99071-03 05111470000018 0011 N/A P1 Day 3 URN-1
1	Fail	AA99071-03 05111470000019 0011 N/A P1 Day 4 URN-1
1	Fail	AA99071-03 05111470000020 0011 N/A P1 Day 5 URN-1
1	Fail	AA99071-03 05111470000021 0011 N/A P1 Day 6 URN-1
1	Fail	AA99071-03 05111470000699 0022 N/A P1 Day 5 URN-1
1	Fail	AA99071-03 05111470000022 0014 N/A P1 Day 0 URN-1
1	Fail	AA99071-03 05111470000023 0014 N/A P1 Day 1 URN-1
1	Fail	AA99071-03 05111470000024 0014 N/A P1 Day 2 URN-1
1	Fail	AA99071-03 05111470000025 0014 N/A P1 Day 3 URN-1
1	Fail	AA99071-03 05111470000026 0014 N/A P1 Day 4 URN-1
1	Fail	AA99071-03 05111470000027 0014 N/A P1 Day 5 URN-1
1	Fail	AA99071-03 05111470000028 0014 N/A P1 Day 6 URN-1
1	Fail	AA99071-03 05111470000029 0015 N/A P1 Day 0 URN-1
1	Fail	AA99071-03 05111470000030 0015 N/A P1 Day 1 URN-1
1	Fail	AA99071-03 05111470000031 0015 N/A P1 Day 2 URN-1
1	Fail	AA99071-03 05111470000032 0015 N/A P1 Day 3 URN-1
1	Fail	AA99071-03 05111470000034 0015 N/A P1 Day 5 URN-1
1	Fail	AA99071-03 05111470000035 0015 N/A P1 Day 6 URN-1
1	Fail	AA99071-03 05111470000036 0016 N/A P1 Day 0 URN-1
1	Fail	AA99071-03 05111470000037 0016 N/A P1 Day 1 URN-1
1	Fail	AA99071-03 05111470000038 0016 N/A P1 Day 2 URN-1
1	Fail	AA99071-03 05111470000039 0016 N/A P1 Day 3 URN-1

3-HPMA, HBMA, and CEMA in Human Urine
Celerion Study AA99071-03

Run ID	Reason	Sample Name
1	Fail	AA99071-03 05111470000040 0016 N/A P1 Day 4 URN-1
1	Fail	AA99071-03 05111470000041 0016 N/A P1 Day 5 URN-1
1	Fail	AA99071-03 05111470000042 0016 N/A P1 Day 6 URN-1
1	Fail	AA99071-03 05111470000043 0017 N/A P1 Day 0 URN-1
1	Fail	AA99071-03 05111470000044 0017 N/A P1 Day 1 URN-1
1	Fail	AA99071-03 05111470000045 0017 N/A P1 Day 2 URN-1
1	Fail	AA99071-03 05111470000046 0017 N/A P1 Day 3 URN-1
1	Fail	AA99071-03 05111470000047 0017 N/A P1 Day 4 URN-1
1	Fail	AA99071-03 05111470000048 0017 N/A P1 Day 5 URN-1
1	Fail	AA99071-03 05111470000049 0017 N/A P1 Day 6 URN-1
2	Fail	AA99071-03 05111470000050 0020 N/A P1 Day 0 URN-1
2	Fail	AA99071-03 05111470000051 0020 N/A P1 Day 1 URN-1
2	Fail	AA99071-03 05111470000052 0020 N/A P1 Day 2 URN-1
2	Fail	AA99071-03 05111470000053 0020 N/A P1 Day 3 URN-1
2	Fail	AA99071-03 05111470000054 0020 N/A P1 Day 4 URN-1
2	Fail	AA99071-03 05111470000055 0020 N/A P1 Day 5 URN-1
2	Fail	AA99071-03 05111470000056 0020 N/A P1 Day 6 URN-1
2	Fail	AA99071-03 05111470000057 0022 N/A P1 Day 0 URN-1
2	Fail	AA99071-03 05111470000058 0022 N/A P1 Day 1 URN-1
2	Fail	AA99071-03 05111470000059 0022 N/A P1 Day 2 URN-1
2	Fail	AA99071-03 05111470000060 0022 N/A P1 Day 3 URN-1
2	Fail	AA99071-03 05111470000061 0022 N/A P1 Day 4 URN-1
2	Fail	AA99071-03 05111470000064 0023 N/A P1 Day 0 URN-1
2	Fail	AA99071-03 05111470000065 0023 N/A P1 Day 1 URN-1
2	Fail	AA99071-03 05111470000066 0023 N/A P1 Day 2 URN-1
2	Fail	AA99071-03 05111470000067 0023 N/A P1 Day 3 URN-1
2	Fail	AA99071-03 05111470000068 0023 N/A P1 Day 4 URN-1
2	Fail	AA99071-03 05111470000069 0023 N/A P1 Day 5 URN-1
2	Fail	AA99071-03 05111470000070 0023 N/A P1 Day 6 URN-1
2	Fail	AA99071-03 05111470000071 0025 N/A P1 Day 0 URN-1
2	Fail	AA99071-03 05111470000072 0025 N/A P1 Day 1 URN-1
2	Fail	AA99071-03 05111470000073 0025 N/A P1 Day 2 URN-1
2	Fail	AA99071-03 05111470000074 0025 N/A P1 Day 3 URN-1
2	Fail	AA99071-03 05111470000075 0025 N/A P1 Day 4 URN-1
2	Fail	AA99071-03 05111470000076 0025 N/A P1 Day 5 URN-1
2	Fail	AA99071-03 05111470000077 0025 N/A P1 Day 6 URN-1
2	Fail	AA99071-03 05111470000078 0028 N/A P1 Day 0 URN-1
2	Fail	AA99071-03 05111470000079 0028 N/A P1 Day 1 URN-1
2	Fail	AA99071-03 05111470000080 0028 N/A P1 Day 2 URN-1
2	Fail	AA99071-03 05111470000081 0028 N/A P1 Day 3 URN-1
2	Fail	AA99071-03 05111470000082 0028 N/A P1 Day 4 URN-1
2	Fail	AA99071-03 05111470000083 0028 N/A P1 Day 5 URN-1
2	Fail	AA99071-03 05111470000084 0028 N/A P1 Day 6 URN-1

3-HPMA, HBMA, and CEMA in Human Urine
Celerion Study AA99071-03

Run ID	Reason	Sample Name
2	Fail	AA99071-03 05111470000085 0029 N/A P1 Day 0 URN-1
2	Fail	AA99071-03 05111470000086 0029 N/A P1 Day 1 URN-1
2	Fail	AA99071-03 05111470000087 0029 N/A P1 Day 2 URN-1
2	Fail	AA99071-03 05111470000088 0029 N/A P1 Day 3 URN-1
2	Fail	AA99071-03 05111470000089 0029 N/A P1 Day 4 URN-1
2	Fail	AA99071-03 05111470000090 0029 N/A P1 Day 5 URN-1
2	Fail	AA99071-03 05111470000091 0029 N/A P1 Day 6 URN-1
2	Fail	AA99071-03 05111470000092 0030 N/A P1 Day 0 URN-1
2	Fail	AA99071-03 05111470000093 0030 N/A P1 Day 1 URN-1
2	Fail	AA99071-03 05111470000094 0030 N/A P1 Day 2 URN-1
2	Fail	AA99071-03 05111470000095 0030 N/A P1 Day 3 URN-1
2	Fail	AA99071-03 05111470000096 0030 N/A P1 Day 4 URN-1
2	Fail	AA99071-03 05111470000097 0030 N/A P1 Day 5 URN-1
2	Fail	AA99071-03 05111470000098 0030 N/A P1 Day 6 URN-1
2	Fail	AA99071-03 05111470000099 0031 N/A P1 Day 0 URN-1
2	Fail	AA99071-03 05111470000100 0031 N/A P1 Day 1 URN-1
2	Fail	AA99071-03 05111470000101 0031 N/A P1 Day 2 URN-1
2	Fail	AA99071-03 05111470000102 0031 N/A P1 Day 3 URN-1
2	Fail	AA99071-03 05111470000103 0031 N/A P1 Day 4 URN-1
2	Fail	AA99071-03 05111470000104 0031 N/A P1 Day 5 URN-1
2	Fail	AA99071-03 05111470000105 0031 N/A P1 Day 6 URN-1
3	Fail	AA99071-03 05111470000106 0034 N/A P1 Day 0 URN-1
3	Fail	AA99071-03 05111470000107 0034 N/A P1 Day 1 URN-1
3	Fail	AA99071-03 05111470000108 0034 N/A P1 Day 2 URN-1
3	Fail	AA99071-03 05111470000109 0034 N/A P1 Day 3 URN-1
3	Fail	AA99071-03 05111470000110 0034 N/A P1 Day 4 URN-1
3	Fail	AA99071-03 05111470000111 0034 N/A P1 Day 5 URN-1
3	Fail	AA99071-03 05111470000112 0034 N/A P1 Day 6 URN-1
3	Fail	AA99071-03 05111470000113 0035 N/A P1 Day 0 URN-1
3	Fail	AA99071-03 05111470000114 0035 N/A P1 Day 1 URN-1
3	Fail	AA99071-03 05111470000115 0035 N/A P1 Day 2 URN-1
3	Fail	AA99071-03 05111470000116 0035 N/A P1 Day 3 URN-1
3	Fail	AA99071-03 05111470000120 0038 N/A P1 Day 0 URN-1
3	Fail	AA99071-03 05111470000121 0038 N/A P1 Day 1 URN-1
3	Fail	AA99071-03 05111470000122 0038 N/A P1 Day 2 URN-1
3	Fail	AA99071-03 05111470000123 0038 N/A P1 Day 3 URN-1
3	Fail	AA99071-03 05111470000124 0038 N/A P1 Day 4 URN-1
3	Fail	AA99071-03 05111470000125 0038 N/A P1 Day 5 URN-1
3	Fail	AA99071-03 05111470000126 0038 N/A P1 Day 6 URN-1
3	Fail	AA99071-03 05111470000127 0039 N/A P1 Day 0 URN-1
3	Fail	AA99071-03 05111470000128 0039 N/A P1 Day 1 URN-1
3	Fail	AA99071-03 05111470000129 0039 N/A P1 Day 2 URN-1
3	Fail	AA99071-03 05111470000130 0039 N/A P1 Day 3 URN-1

3-HPMA, HBMA, and CEMA in Human Urine
Celerion Study AA99071-03

Run ID	Reason	Sample Name
3	Fail	AA99071-03 05111470000132 0039 N/A P1 Day 5 URN-1
3	Fail	AA99071-03 05111470000133 0039 N/A P1 Day 6 URN-1
3	Fail	AA99071-03 05111470000134 0044 N/A P1 Day 0 URN-1
3	Fail	AA99071-03 05111470000135 0044 N/A P1 Day 1 URN-1
3	Fail	AA99071-03 05111470000136 0044 N/A P1 Day 2 URN-1
3	Fail	AA99071-03 05111470000137 0044 N/A P1 Day 3 URN-1
3	Fail	AA99071-03 05111470000138 0044 N/A P1 Day 4 URN-1
3	Fail	AA99071-03 05111470000139 0044 N/A P1 Day 5 URN-1
3	Fail	AA99071-03 05111470000140 0044 N/A P1 Day 6 URN-1
3	Fail	AA99071-03 05111470000141 0049 N/A P1 Day 0 URN-1
3	Fail	AA99071-03 05111470000142 0049 N/A P1 Day 1 URN-1
3	Fail	AA99071-03 05111470000143 0049 N/A P1 Day 2 URN-1
3	Fail	AA99071-03 05111470000144 0049 N/A P1 Day 3 URN-1
3	Fail	AA99071-03 05111470000145 0049 N/A P1 Day 4 URN-1
3	Fail	AA99071-03 05111470000146 0049 N/A P1 Day 5 URN-1
3	Fail	AA99071-03 05111470000147 0049 N/A P1 Day 6 URN-1
3	Fail	AA99071-03 05111470000148 0052 N/A P1 Day 0 URN-1
3	Fail	AA99071-03 05111470000149 0052 N/A P1 Day 1 URN-1
3	Fail	AA99071-03 05111470000150 0052 N/A P1 Day 2 URN-1
3	Fail	AA99071-03 05111470000151 0052 N/A P1 Day 3 URN-1
3	Fail	AA99071-03 05111470000152 0052 N/A P1 Day 4 URN-1
3	Fail	AA99071-03 05111470000153 0052 N/A P1 Day 5 URN-1
3	Fail	AA99071-03 05111470000154 0052 N/A P1 Day 6 URN-1
3	Fail	AA99071-03 05111470000155 0053 N/A P1 Day 0 URN-1
3	Fail	AA99071-03 05111470000156 0053 N/A P1 Day 1 URN-1
3	Fail	AA99071-03 05111470000157 0053 N/A P1 Day 2 URN-1
3	Fail	AA99071-03 05111470000158 0053 N/A P1 Day 3 URN-1
3	Fail	AA99071-03 05111470000159 0053 N/A P1 Day 4 URN-1
3	Fail	AA99071-03 05111470000160 0053 N/A P1 Day 5 URN-1
3	Fail	AA99071-03 05111470000161 0053 N/A P1 Day 6 URN-1
5	Fail	AA99071-03 05111470000162 0055 N/A P1 Day 0 URN-1
5	Fail	AA99071-03 05111470000163 0055 N/A P1 Day 1 URN-1
5	Fail	AA99071-03 05111470000164 0055 N/A P1 Day 2 URN-1
5	Fail	AA99071-03 05111470000165 0055 N/A P1 Day 3 URN-1
5	Fail	AA99071-03 05111470000166 0055 N/A P1 Day 4 URN-1
5	Fail	AA99071-03 05111470000167 0055 N/A P1 Day 5 URN-1
5	Fail	AA99071-03 05111470000168 0055 N/A P1 Day 6 URN-1
5	Fail	AA99071-03 05111470000169 0057 N/A P1 Day 0 URN-1
5	Fail	AA99071-03 05111470000170 0057 N/A P1 Day 1 URN-1
5	Fail	AA99071-03 05111470000171 0057 N/A P1 Day 2 URN-1
5	Fail	AA99071-03 05111470000172 0057 N/A P1 Day 3 URN-1
5	Fail	AA99071-03 05111470000173 0057 N/A P1 Day 4 URN-1
5	Fail	AA99071-03 05111470000176 0060 N/A P1 Day 0 URN-1

3-HPMA, HBMA, and CEMA in Human Urine
Celerion Study AA99071-03

Run ID	Reason	Sample Name
5	Fail	AA99071-03 05111470000177 0060 N/A P1 Day 1 URN-1
5	Fail	AA99071-03 05111470000178 0060 N/A P1 Day 2 URN-1
5	Fail	AA99071-03 05111470000179 0060 N/A P1 Day 3 URN-1
5	Fail	AA99071-03 05111470000180 0060 N/A P1 Day 4 URN-1
5	Fail	AA99071-03 05111470000181 0060 N/A P1 Day 5 URN-1
5	Fail	AA99071-03 05111470000182 0060 N/A P1 Day 6 URN-1
5	Fail	AA99071-03 05111470000183 0062 N/A P1 Day 0 URN-1
5	Fail	AA99071-03 05111470000184 0062 N/A P1 Day 1 URN-1
5	Fail	AA99071-03 05111470000185 0062 N/A P1 Day 2 URN-1
5	Fail	AA99071-03 05111470000186 0062 N/A P1 Day 3 URN-1
5	Fail	AA99071-03 05111470000187 0062 N/A P1 Day 4 URN-1
5	Fail	AA99071-03 05111470000188 0062 N/A P1 Day 5 URN-1
5	Fail	AA99071-03 05111470000190 0064 N/A P1 Day 0 URN-1
5	Fail	AA99071-03 05111470000191 0064 N/A P1 Day 1 URN-1
5	Fail	AA99071-03 05111470000192 0064 N/A P1 Day 2 URN-1
5	Fail	AA99071-03 05111470000193 0064 N/A P1 Day 3 URN-1
5	Fail	AA99071-03 05111470000195 0064 N/A P1 Day 5 URN-1
5	Fail	AA99071-03 05111470000196 0064 N/A P1 Day 6 URN-1
6	Fail	AA99071-03 05111470000757 0066 N/A P1 Day 0 URN-1
6	Fail	AA99071-03 05111470000758 0066 N/A P1 Day 1 URN-1
6	Fail	AA99071-03 05111470000759 0066 N/A P1 Day 2 URN-1
6	Fail	AA99071-03 05111470000760 0066 N/A P1 Day 3 URN-1
6	Fail	AA99071-03 05111470000761 0066 N/A P1 Day 4 URN-1
6	Fail	AA99071-03 05111470000762 0066 N/A P1 Day 5 URN-1
6	Fail	AA99071-03 05111470000763 0066 N/A P1 Day 6 URN-1
6	Fail	AA99071-03 05111470000764 0067 N/A P1 Day 0 URN-1
6	Fail	AA99071-03 05111470000765 0067 N/A P1 Day 1 URN-1
6	Fail	AA99071-03 05111470000766 0067 N/A P1 Day 2 URN-1
6	Fail	AA99071-03 05111470000767 0067 N/A P1 Day 3 URN-1
6	Fail	AA99071-03 05111470000768 0067 N/A P1 Day 4 URN-1
6	Fail	AA99071-03 05111470000769 0067 N/A P1 Day 5 URN-1
6	Fail	AA99071-03 05111470000770 0067 N/A P1 Day 6 URN-1
6	Fail	AA99071-03 05111470000771 0069 N/A P1 Day 0 URN-1
6	Fail	AA99071-03 05111470000772 0069 N/A P1 Day 1 URN-1
6	Fail	AA99071-03 05111470000773 0069 N/A P1 Day 2 URN-1
6	Fail	AA99071-03 05111470000774 0069 N/A P1 Day 3 URN-1
6	Fail	AA99071-03 05111470000775 0069 N/A P1 Day 4 URN-1
6	Fail	AA99071-03 05111470000776 0069 N/A P1 Day 5 URN-1
6	Fail	AA99071-03 05111470000777 0069 N/A P1 Day 6 URN-1
6	Fail	AA99071-03 05111470000778 0071 N/A P1 Day 0 URN-1
6	Fail	AA99071-03 05111470000779 0071 N/A P1 Day 1 URN-1
6	Fail	AA99071-03 05111470000780 0071 N/A P1 Day 2 URN-1
6	Fail	AA99071-03 05111470000781 0071 N/A P1 Day 3 URN-1

3-HPMA, HBMA, and CEMA in Human Urine
Celerion Study AA99071-03

Run ID	Reason	Sample Name
6	Fail	AA99071-03 05111470000782 0071 N/A P1 Day 4 URN-1
6	Fail	AA99071-03 05111470000783 0071 N/A P1 Day 5 URN-1
6	Fail	AA99071-03 05111470000784 0071 N/A P1 Day 6 URN-1
6	Fail	AA99071-03 05111470000785 0072 N/A P1 Day 0 URN-1
6	Fail	AA99071-03 05111470000786 0072 N/A P1 Day 1 URN-1
6	Fail	AA99071-03 05111470000787 0072 N/A P1 Day 2 URN-1
6	Fail	AA99071-03 05111470000788 0072 N/A P1 Day 3 URN-1
6	Fail	AA99071-03 05111470000789 0072 N/A P1 Day 4 URN-1
6	Fail	AA99071-03 05111470000791 0072 N/A P1 Day 6 URN-1
7	Fail	AA99071-03 05111470000792 0074 N/A P1 Day 0 URN-1
7	Fail	AA99071-03 05111470000793 0074 N/A P1 Day 1 URN-1
7	Fail	AA99071-03 05111470000794 0074 N/A P1 Day 2 URN-1
7	Fail	AA99071-03 05111470000795 0074 N/A P1 Day 3 URN-1
7	Fail	AA99071-03 05111470000796 0074 N/A P1 Day 4 URN-1
7	Fail	AA99071-03 05111470000797 0074 N/A P1 Day 5 URN-1
7	Fail	AA99071-03 05111470000798 0074 N/A P1 Day 6 URN-1
7	Fail	AA99071-03 05111470000799 0076 N/A P1 Day 0 URN-1
7	Fail	AA99071-03 05111470000800 0076 N/A P1 Day 1 URN-1
7	Fail	AA99071-03 05111470000801 0076 N/A P1 Day 2 URN-1
7	Fail	AA99071-03 05111470000802 0076 N/A P1 Day 3 URN-1
7	Fail	AA99071-03 05111470000803 0076 N/A P1 Day 4 URN-1
7	Fail	AA99071-03 05111470000804 0076 N/A P1 Day 5 URN-1
7	Fail	AA99071-03 05111470000805 0076 N/A P1 Day 6 URN-1
7	Fail	AA99071-03 05111470000806 0080 N/A P1 Day 0 URN-1
7	Fail	AA99071-03 05111470000807 0080 N/A P1 Day 1 URN-1
7	Fail	AA99071-03 05111470000808 0080 N/A P1 Day 2 URN-1
7	Fail	AA99071-03 05111470000809 0080 N/A P1 Day 3 URN-1
7	Fail	AA99071-03 05111470000810 0080 N/A P1 Day 4 URN-1
7	Fail	AA99071-03 05111470000811 0080 N/A P1 Day 5 URN-1
7	Fail	AA99071-03 05111470000812 0080 N/A P1 Day 6 URN-1
7	Fail	AA99071-03 05111470000813 0083 N/A P1 Day 0 URN-1
7	Fail	AA99071-03 05111470000814 0083 N/A P1 Day 1 URN-1
7	Fail	AA99071-03 05111470000815 0083 N/A P1 Day 2 URN-1
7	Fail	AA99071-03 05111470000816 0083 N/A P1 Day 3 URN-1
7	Fail	AA99071-03 05111470000817 0083 N/A P1 Day 4 URN-1
7	Fail	AA99071-03 05111470000818 0083 N/A P1 Day 5 URN-1
7	Fail	AA99071-03 05111470000819 0083 N/A P1 Day 6 URN-1
7	Fail	AA99071-03 05111470000820 0085 N/A P1 Day 0 URN-1
7	Fail	AA99071-03 05111470000821 0085 N/A P1 Day 1 URN-1
7	Fail	AA99071-03 05111470000822 0085 N/A P1 Day 2 URN-1
7	Fail	AA99071-03 05111470000823 0085 N/A P1 Day 3 URN-1
9	Fail	AA99071-03 05111470000890 0110 N/A P1 Day 0 URN-1
9	Fail	AA99071-03 05111470000891 0110 N/A P1 Day 1 URN-1

3-HPMA, HBMA, and CEMA in Human Urine
Celerion Study AA99071-03

Run ID	Reason	Sample Name
9	Fail	AA99071-03 05111470000892 0110 N/A P1 Day 2 URN-1
9	Fail	AA99071-03 05111470000893 0110 N/A P1 Day 3 URN-1
9	Fail	AA99071-03 05111470000894 0110 N/A P1 Day 4 URN-1
9	Fail	AA99071-03 05111470000895 0110 N/A P1 Day 5 URN-1
9	Fail	AA99071-03 05111470000896 0110 N/A P1 Day 6 URN-1
9	Fail	AA99071-03 05111470000897 0112 N/A P1 Day 0 URN-1
9	Fail	AA99071-03 05111470000898 0112 N/A P1 Day 1 URN-1
9	Fail	AA99071-03 05111470000899 0112 N/A P1 Day 2 URN-1
9	Fail	AA99071-03 05111470000900 0112 N/A P1 Day 3 URN-1
9	Fail	AA99071-03 05111470000901 0112 N/A P1 Day 4 URN-1
9	Fail	AA99071-03 05111470000902 0112 N/A P1 Day 5 URN-1
9	Fail	AA99071-03 05111470000903 0112 N/A P1 Day 6 URN-1
9	Fail	AA99071-03 05111470000904 0114 N/A P1 Day 0 URN-1
9	Fail	AA99071-03 05111470000905 0114 N/A P1 Day 1 URN-1
9	Fail	AA99071-03 05111470000906 0114 N/A P1 Day 2 URN-1
9	Fail	AA99071-03 05111470000907 0114 N/A P1 Day 3 URN-1
9	Fail	AA99071-03 05111470000908 0114 N/A P1 Day 4 URN-1
9	Fail	AA99071-03 05111470000909 0114 N/A P1 Day 5 URN-1
9	Fail	AA99071-03 05111470000910 0114 N/A P1 Day 6 URN-1
9	Fail	AA99071-03 05111470000911 0117 N/A P1 Day 0 URN-1
9	Fail	AA99071-03 05111470000913 0117 N/A P1 Day 2 URN-1
9	Fail	AA99071-03 05111470000914 0117 N/A P1 Day 3 URN-1
9	Fail	AA99071-03 05111470000915 0117 N/A P1 Day 4 URN-1
9	Fail	AA99071-03 05111470000916 0117 N/A P1 Day 5 URN-1
9	Fail	AA99071-03 05111470000917 0117 N/A P1 Day 6 URN-1
9	Fail	AA99071-03 05111470000918 0118 N/A P1 Day 0 URN-1
9	Fail	AA99071-03 05111470000919 0118 N/A P1 Day 1 URN-1
9	Fail	AA99071-03 05111470000920 0118 N/A P1 Day 2 URN-1
9	Fail	AA99071-03 05111470000921 0118 N/A P1 Day 3 URN-1
9	Fail	AA99071-03 05111470000922 0118 N/A P1 Day 4 URN-1
9	Fail	AA99071-03 05111470000923 0118 N/A P1 Day 5 URN-1
9	Fail	AA99071-03 05111470000925 0121 N/A P1 Day 0 URN-1
9	Fail	AA99071-03 05111470000926 0121 N/A P1 Day 1 URN-1
9	Fail	AA99071-03 05111470000927 0121 N/A P1 Day 2 URN-1
9	Fail	AA99071-03 05111470000928 0121 N/A P1 Day 3 URN-1
9	Fail	AA99071-03 05111470000929 0121 N/A P1 Day 4 URN-1
9	Fail	AA99071-03 05111470000930 0121 N/A P1 Day 5 URN-1
9	Fail	AA99071-03 05111470000931 0121 N/A P1 Day 6 URN-1
9	Fail	AA99071-03 05111470000932 0122 N/A P1 Day 0 URN-1
9	Fail	AA99071-03 05111470000933 0122 N/A P1 Day 1 URN-1
9	Fail	AA99071-03 05111470000934 0122 N/A P1 Day 2 URN-1
9	Fail	AA99071-03 05111470000935 0122 N/A P1 Day 3 URN-1
9	Fail	AA99071-03 05111470000936 0122 N/A P1 Day 4 URN-1

3-HPMA, HBMA, and CEMA in Human Urine
Celerion Study AA99071-03

Run ID	Reason	Sample Name
9	Fail	AA99071-03 05111470000937 0122 N/A P1 Day 5 URN-1
9	Fail	AA99071-03 05111470000938 0122 N/A P1 Day 6 URN-1
9	Fail	AA99071-03 05111470000939 0123 N/A P1 Day 0 URN-1
9	Fail	AA99071-03 05111470000940 0123 N/A P1 Day 1 URN-1
9	Fail	AA99071-03 05111470000941 0123 N/A P1 Day 2 URN-1
9	Fail	AA99071-03 05111470000942 0123 N/A P1 Day 3 URN-1
9	Fail	AA99071-03 05111470000943 0123 N/A P1 Day 4 URN-1
9	Fail	AA99071-03 05111470000944 0123 N/A P1 Day 5 URN-1
9	Fail	AA99071-03 05111470000945 0123 N/A P1 Day 6 URN-1
9	Fail	AA99071-03 05111470000701 0001 N/A P1 Day 0 URN-1
9	Fail	AA99071-03 05111470000702 0001 N/A P1 Day 1 URN-1
9	Fail	AA99071-03 05111470000703 0001 N/A P1 Day 2 URN-1
9	Fail	AA99071-03 05111470000704 0001 N/A P1 Day 3 URN-1
9	Fail	AA99071-03 05111470000705 0001 N/A P1 Day 4 URN-1
9	Fail	AA99071-03 05111470000706 0001 N/A P1 Day 5 URN-1
9	Fail	AA99071-03 05111470000707 0001 N/A P1 Day 6 URN-1
10	Fail	AA99071-03 05111470000708 0004 N/A P1 Day 0 URN-1
10	Fail	AA99071-03 05111470000709 0004 N/A P1 Day 1 URN-1
10	Fail	AA99071-03 05111470000710 0004 N/A P1 Day 2 URN-1
10	Fail	AA99071-03 05111470000711 0004 N/A P1 Day 3 URN-1
10	Fail	AA99071-03 05111470000712 0004 N/A P1 Day 4 URN-1
10	Fail	AA99071-03 05111470000713 0004 N/A P1 Day 5 URN-1
10	Fail	AA99071-03 05111470000714 0004 N/A P1 Day 6 URN-1
10	Fail	AA99071-03 05111470000715 0013 N/A P1 Day 0 URN-1
10	Fail	AA99071-03 05111470000716 0013 N/A P1 Day 1 URN-1
10	Fail	AA99071-03 05111470000717 0013 N/A P1 Day 2 URN-1
10	Fail	AA99071-03 05111470000718 0013 N/A P1 Day 3 URN-1
10	Fail	AA99071-03 05111470000719 0013 N/A P1 Day 4 URN-1
10	Fail	AA99071-03 05111470000720 0013 N/A P1 Day 5 URN-1
10	Fail	AA99071-03 05111470000721 0013 N/A P1 Day 6 URN-1
10	Fail	AA99071-03 05111470000722 0021 N/A P1 Day 0 URN-1
10	Fail	AA99071-03 05111470000723 0021 N/A P1 Day 1 URN-1
10	Fail	AA99071-03 05111470000724 0021 N/A P1 Day 2 URN-1
10	Fail	AA99071-03 05111470000725 0021 N/A P1 Day 3 URN-1
10	Fail	AA99071-03 05111470000726 0021 N/A P1 Day 4 URN-1
10	Fail	AA99071-03 05111470000727 0021 N/A P1 Day 5 URN-1
10	Fail	AA99071-03 05111470000728 0021 N/A P1 Day 6 URN-1
10	Fail	AA99071-03 05111470000729 0037 N/A P1 Day 0 URN-1
10	Fail	AA99071-03 05111470000730 0037 N/A P1 Day 1 URN-1
10	Fail	AA99071-03 05111470000731 0037 N/A P1 Day 2 URN-1
10	Fail	AA99071-03 05111470000732 0037 N/A P1 Day 3 URN-1
10	Fail	AA99071-03 05111470000733 0037 N/A P1 Day 4 URN-1
10	Fail	AA99071-03 05111470000734 0037 N/A P1 Day 5 URN-1

3-HPMA, HBMA, and CEMA in Human Urine
Celerion Study AA99071-03

Run ID	Reason	Sample Name
10	Fail	AA99071-03 05111470000735 0037 N/A P1 Day 6 URN-1
10	Fail	AA99071-03 05111470000736 0042 N/A P1 Day 0 URN-1
10	Fail	AA99071-03 05111470000737 0042 N/A P1 Day 1 URN-1
10	Fail	AA99071-03 05111470000738 0042 N/A P1 Day 2 URN-1
10	Fail	AA99071-03 05111470000739 0042 N/A P1 Day 3 URN-1
10	Fail	AA99071-03 05111470000740 0042 N/A P1 Day 4 URN-1
10	Fail	AA99071-03 05111470000741 0042 N/A P1 Day 5 URN-1
10	Fail	AA99071-03 05111470000742 0042 N/A P1 Day 6 URN-1
10	Fail	AA99071-03 05111470000743 0051 N/A P1 Day 0 URN-1
10	Fail	AA99071-03 05111470000744 0051 N/A P1 Day 1 URN-1
10	Fail	AA99071-03 05111470000745 0051 N/A P1 Day 2 URN-1
10	Fail	AA99071-03 05111470000746 0051 N/A P1 Day 3 URN-1
10	Fail	AA99071-03 05111470000747 0051 N/A P1 Day 4 URN-1
10	Fail	AA99071-03 05111470000748 0051 N/A P1 Day 5 URN-1
10	Fail	AA99071-03 05111470000749 0051 N/A P1 Day 6 URN-1
10	Fail	AA99071-03 05111470000750 0063 N/A P1 Day 0 URN-1
10	Fail	AA99071-03 05111470000751 0063 N/A P1 Day 1 URN-1
10	Fail	AA99071-03 05111470000752 0063 N/A P1 Day 2 URN-1
10	Fail	AA99071-03 05111470000753 0063 N/A P1 Day 3 URN-1
10	Fail	AA99071-03 05111470000754 0063 N/A P1 Day 4 URN-1
10	Fail	AA99071-03 05111470000755 0063 N/A P1 Day 5 URN-1
10	Fail	AA99071-03 05111470000756 0063 N/A P1 Day 6 URN-1
10	Fail	AA99071-03 05111470000063 0022 N/A P1 Day 6 URN-1
10	Fail	AA99071-03 05111470000117 0035 N/A P1 Day 4 URN-1
10	Fail	AA99071-03 05111470000118 0035 N/A P1 Day 5 URN-1
10	Fail	AA99071-03 05111470000119 0035 N/A P1 Day 6 URN-1
10	Fail	AA99071-03 05111470000131 0039 N/A P1 Day 4 URN-1
10	Fail	AA99071-03 05111470000194 0064 N/A P1 Day 4 URN-1
11	Fail	AA99071-03 05111470001051 0152 N/A P1 Day 0 URN-1
11	Fail	AA99071-03 05111470001052 0152 N/A P1 Day 1 URN-1
11	Fail	AA99071-03 05111470001053 0152 N/A P1 Day 2 URN-1
11	Fail	AA99071-03 05111470001054 0152 N/A P1 Day 3 URN-1
11	Fail	AA99071-03 05111470001055 0152 N/A P1 Day 4 URN-1
11	Fail	AA99071-03 05111470001056 0152 N/A P1 Day 5 URN-1
11	Fail	AA99071-03 05111470001057 0152 N/A P1 Day 6 URN-1
11	Fail	AA99071-03 05111470001058 0153 N/A P1 Day 0 URN-1
11	Fail	AA99071-03 05111470001059 0153 N/A P1 Day 1 URN-1
11	Fail	AA99071-03 05111470001060 0153 N/A P1 Day 2 URN-1
11	Fail	AA99071-03 05111470001061 0153 N/A P1 Day 3 URN-1
11	Fail	AA99071-03 05111470001062 0153 N/A P1 Day 4 URN-1
11	Fail	AA99071-03 05111470001063 0153 N/A P1 Day 5 URN-1
11	Fail	AA99071-03 05111470001064 0153 N/A P1 Day 6 URN-1
11	Fail	AA99071-03 05111470001065 0155 N/A P1 Day 0 URN-1

3-HPMA, HBMA, and CEMA in Human Urine
Celerion Study AA99071-03

Run ID	Reason	Sample Name
11	Fail	AA99071-03 05111470001066 0155 N/A P1 Day 1 URN-1
11	Fail	AA99071-03 05111470001067 0155 N/A P1 Day 2 URN-1
11	Fail	AA99071-03 05111470001068 0155 N/A P1 Day 3 URN-1
11	Fail	AA99071-03 05111470001069 0155 N/A P1 Day 4 URN-1
11	Fail	AA99071-03 05111470001070 0155 N/A P1 Day 5 URN-1
11	Fail	AA99071-03 05111470001071 0155 N/A P1 Day 6 URN-1
11	Fail	AA99071-03 05111470001072 0156 N/A P1 Day 0 URN-1
11	Fail	AA99071-03 05111470001073 0156 N/A P1 Day 1 URN-1
11	Fail	AA99071-03 05111470001074 0156 N/A P1 Day 2 URN-1
11	Fail	AA99071-03 05111470001075 0156 N/A P1 Day 3 URN-1
11	Fail	AA99071-03 05111470001076 0156 N/A P1 Day 4 URN-1
11	Fail	AA99071-03 05111470001077 0156 N/A P1 Day 5 URN-1
11	Fail	AA99071-03 05111470001078 0156 N/A P1 Day 6 URN-1
11	Fail	AA99071-03 05111470001079 0160 N/A P1 Day 0 URN-1
11	Fail	AA99071-03 05111470001080 0160 N/A P1 Day 1 URN-1
11	Fail	AA99071-03 05111470001081 0160 N/A P1 Day 2 URN-1
11	Fail	AA99071-03 05111470001082 0160 N/A P1 Day 3 URN-1
11	Fail	AA99071-03 05111470001083 0160 N/A P1 Day 4 URN-1
11	Fail	AA99071-03 05111470001084 0160 N/A P1 Day 5 URN-1
11	Fail	AA99071-03 05111470001085 0160 N/A P1 Day 6 URN-1
11	Fail	AA99071-03 05111470001086 0162 N/A P1 Day 0 URN-1
11	Fail	AA99071-03 05111470001087 0162 N/A P1 Day 1 URN-1
11	Fail	AA99071-03 05111470001088 0162 N/A P1 Day 2 URN-1
11	Fail	AA99071-03 05111470001089 0162 N/A P1 Day 3 URN-1
11	Fail	AA99071-03 05111470001090 0162 N/A P1 Day 4 URN-1
11	Fail	AA99071-03 05111470001091 0162 N/A P1 Day 5 URN-1
11	Fail	AA99071-03 05111470001092 0162 N/A P1 Day 6 URN-1
11	Fail	AA99071-03 05111470001093 0167 N/A P1 Day 0 URN-1
11	Fail	AA99071-03 05111470001094 0167 N/A P1 Day 1 URN-1
11	Fail	AA99071-03 05111470001095 0167 N/A P1 Day 2 URN-1
11	Fail	AA99071-03 05111470001096 0167 N/A P1 Day 3 URN-1
11	Fail	AA99071-03 05111470001097 0167 N/A P1 Day 4 URN-1
11	Fail	AA99071-03 05111470001098 0167 N/A P1 Day 5 URN-1
11	Fail	AA99071-03 05111470001099 0167 N/A P1 Day 6 URN-1
11	Fail	AA99071-03 05111470001100 0169 N/A P1 Day 0 URN-1
11	Fail	AA99071-03 05111470001101 0169 N/A P1 Day 1 URN-1
11	Fail	AA99071-03 05111470001102 0169 N/A P1 Day 2 URN-1
11	Fail	AA99071-03 05111470001103 0169 N/A P1 Day 3 URN-1
11	Fail	AA99071-03 05111470001104 0169 N/A P1 Day 4 URN-1
11	Fail	AA99071-03 05111470001105 0169 N/A P1 Day 5 URN-1
11	Fail	AA99071-03 05111470001106 0169 N/A P1 Day 6 URN-1
12	Fail	AA99071-03 05111470000827 0086 N/A P1 Day 0 URN-1
12	Fail	AA99071-03 05111470000828 0086 N/A P1 Day 1 URN-1

3-HPMA, HBMA, and CEMA in Human Urine
Celerion Study AA99071-03

Run ID	Reason	Sample Name
12	Fail	AA99071-03 05111470000829 0086 N/A P1 Day 2 URN-1
12	Fail	AA99071-03 05111470000830 0086 N/A P1 Day 3 URN-1
12	Fail	AA99071-03 05111470000831 0086 N/A P1 Day 4 URN-1
12	Fail	AA99071-03 05111470000832 0086 N/A P1 Day 5 URN-1
12	Fail	AA99071-03 05111470000833 0086 N/A P1 Day 6 URN-1
12	Fail	AA99071-03 05111470000834 0087 N/A P1 Day 0 URN-1
12	Fail	AA99071-03 05111470000835 0087 N/A P1 Day 1 URN-1
12	Fail	AA99071-03 05111470000836 0087 N/A P1 Day 2 URN-1
12	Fail	AA99071-03 05111470000837 0087 N/A P1 Day 3 URN-1
12	Fail	AA99071-03 05111470000838 0087 N/A P1 Day 4 URN-1
12	Fail	AA99071-03 05111470000839 0087 N/A P1 Day 5 URN-1
12	Fail	AA99071-03 05111470000840 0087 N/A P1 Day 6 URN-1
12	Fail	AA99071-03 05111470000841 0088 N/A P1 Day 0 URN-1
12	Fail	AA99071-03 05111470000842 0088 N/A P1 Day 1 URN-1
12	Fail	AA99071-03 05111470000843 0088 N/A P1 Day 2 URN-1
12	Fail	AA99071-03 05111470000844 0088 N/A P1 Day 3 URN-1
12	Fail	AA99071-03 05111470000845 0088 N/A P1 Day 4 URN-1
12	Fail	AA99071-03 05111470000846 0088 N/A P1 Day 5 URN-1
12	Fail	AA99071-03 05111470000847 0088 N/A P1 Day 6 URN-1
12	Fail	AA99071-03 05111470000849 0090 N/A P1 Day 1 URN-1
12	Fail	AA99071-03 05111470000850 0090 N/A P1 Day 2 URN-1
12	Fail	AA99071-03 05111470000851 0090 N/A P1 Day 3 URN-1
12	Fail	AA99071-03 05111470000852 0090 N/A P1 Day 4 URN-1
12	Fail	AA99071-03 05111470000853 0090 N/A P1 Day 5 URN-1
12	Fail	AA99071-03 05111470000854 0090 N/A P1 Day 6 URN-1
12	Fail	AA99071-03 05111470000855 0093 N/A P1 Day 0 URN-1
12	Fail	AA99071-03 05111470000857 0093 N/A P1 Day 2 URN-1
12	Fail	AA99071-03 05111470000858 0093 N/A P1 Day 3 URN-1
12	Fail	AA99071-03 05111470000859 0093 N/A P1 Day 4 URN-1
12	Fail	AA99071-03 05111470000860 0093 N/A P1 Day 5 URN-1
12	Fail	AA99071-03 05111470000861 0093 N/A P1 Day 6 URN-1
12	Fail	AA99071-03 05111470000862 0104 N/A P1 Day 0 URN-1
12	Fail	AA99071-03 05111470000863 0104 N/A P1 Day 1 URN-1
12	Fail	AA99071-03 05111470000864 0104 N/A P1 Day 2 URN-1
12	Fail	AA99071-03 05111470000865 0104 N/A P1 Day 3 URN-1
12	Fail	AA99071-03 05111470000866 0104 N/A P1 Day 4 URN-1
12	Fail	AA99071-03 05111470000867 0104 N/A P1 Day 5 URN-1
12	Fail	AA99071-03 05111470000868 0104 N/A P1 Day 6 URN-1
12	Fail	AA99071-03 05111470000869 0105 N/A P1 Day 0 URN-1
12	Fail	AA99071-03 05111470000870 0105 N/A P1 Day 1 URN-1
12	Fail	AA99071-03 05111470000871 0105 N/A P1 Day 2 URN-1
12	Fail	AA99071-03 05111470000872 0105 N/A P1 Day 3 URN-1
12	Fail	AA99071-03 05111470000873 0105 N/A P1 Day 4 URN-1

3-HPMA, HBMA, and CEMA in Human Urine
Celerion Study AA99071-03

Run ID	Reason	Sample Name
12	Fail	AA99071-03 05111470000874 0105 N/A P1 Day 5 URN-1
12	Fail	AA99071-03 05111470000875 0105 N/A P1 Day 6 URN-1
12	Fail	AA99071-03 05111470000876 0106 N/A P1 Day 0 URN-1
12	Fail	AA99071-03 05111470000877 0106 N/A P1 Day 1 URN-1
12	Fail	AA99071-03 05111470000878 0106 N/A P1 Day 2 URN-1
12	Fail	AA99071-03 05111470000879 0106 N/A P1 Day 3 URN-1
12	Fail	AA99071-03 05111470000880 0106 N/A P1 Day 4 URN-1
12	Fail	AA99071-03 05111470000881 0106 N/A P1 Day 5 URN-1
12	Fail	AA99071-03 05111470000882 0106 N/A P1 Day 6 URN-1
12	Fail	AA99071-03 05111470000883 0107 N/A P1 Day 0 URN-1
12	Fail	AA99071-03 05111470000884 0107 N/A P1 Day 1 URN-1
12	Fail	AA99071-03 05111470000885 0107 N/A P1 Day 2 URN-1
12	Fail	AA99071-03 05111470000886 0107 N/A P1 Day 3 URN-1
12	Fail	AA99071-03 05111470000887 0107 N/A P1 Day 4 URN-1
12	Fail	AA99071-03 05111470000888 0107 N/A P1 Day 5 URN-1
12	Fail	AA99071-03 05111470000889 0107 N/A P1 Day 6 URN-1
13	Fail	AA99071-03 05111470000912 0117 N/A P1 Day 1 URN-1
13	Fail	AA99071-03 05111470000924 0118 N/A P1 Day 6 URN-1
13	Fail	AA99071-03 05111470000946 0126 N/A P1 Day 0 URN-1
13	Fail	AA99071-03 05111470000947 0126 N/A P1 Day 1 URN-1
13	Fail	AA99071-03 05111470000948 0126 N/A P1 Day 2 URN-1
13	Fail	AA99071-03 05111470000949 0126 N/A P1 Day 3 URN-1
13	Fail	AA99071-03 05111470000950 0126 N/A P1 Day 4 URN-1
13	Fail	AA99071-03 05111470000951 0126 N/A P1 Day 5 URN-1
13	Fail	AA99071-03 05111470000952 0126 N/A P1 Day 6 URN-1
13	Fail	AA99071-03 05111470000953 0127 N/A P1 Day 0 URN-1
13	Fail	AA99071-03 05111470000954 0127 N/A P1 Day 1 URN-1
13	Fail	AA99071-03 05111470000955 0127 N/A P1 Day 2 URN-1
13	Fail	AA99071-03 05111470000956 0127 N/A P1 Day 3 URN-1
13	Fail	AA99071-03 05111470000957 0127 N/A P1 Day 4 URN-1
13	Fail	AA99071-03 05111470000958 0127 N/A P1 Day 5 URN-1
13	Fail	AA99071-03 05111470000959 0127 N/A P1 Day 6 URN-1
13	Fail	AA99071-03 05111470000960 0128 N/A P1 Day 0 URN-1
13	Fail	AA99071-03 05111470000961 0128 N/A P1 Day 1 URN-1
13	Fail	AA99071-03 05111470000962 0128 N/A P1 Day 2 URN-1
13	Fail	AA99071-03 05111470000963 0128 N/A P1 Day 3 URN-1
13	Fail	AA99071-03 05111470000964 0128 N/A P1 Day 4 URN-1
13	Fail	AA99071-03 05111470000965 0128 N/A P1 Day 5 URN-1
13	Fail	AA99071-03 05111470000966 0128 N/A P1 Day 6 URN-1
13	Fail	AA99071-03 05111470000967 0129 N/A P1 Day 0 URN-1
13	Fail	AA99071-03 05111470000968 0129 N/A P1 Day 1 URN-1
13	Fail	AA99071-03 05111470000969 0129 N/A P1 Day 2 URN-1
13	Fail	AA99071-03 05111470000970 0129 N/A P1 Day 3 URN-1

3-HPMA, HBMA, and CEMA in Human Urine
Celerion Study AA99071-03

Run ID	Reason	Sample Name
13	Fail	AA99071-03 05111470000971 0129 N/A P1 Day 4 URN-1
13	Fail	AA99071-03 05111470000972 0129 N/A P1 Day 5 URN-1
13	Fail	AA99071-03 05111470000973 0129 N/A P1 Day 6 URN-1
13	Fail	AA99071-03 05111470000974 0130 N/A P1 Day 0 URN-1
13	Fail	AA99071-03 05111470000975 0130 N/A P1 Day 1 URN-1
13	Fail	AA99071-03 05111470000976 0130 N/A P1 Day 2 URN-1
13	Fail	AA99071-03 05111470000977 0130 N/A P1 Day 3 URN-1
13	Fail	AA99071-03 05111470000978 0130 N/A P1 Day 4 URN-1
13	Fail	AA99071-03 05111470000979 0130 N/A P1 Day 5 URN-1
13	Fail	AA99071-03 05111470000980 0130 N/A P1 Day 6 URN-1
13	Fail	AA99071-03 05111470000981 0133 N/A P1 Day 0 URN-1
13	Fail	AA99071-03 05111470000982 0133 N/A P1 Day 1 URN-1
13	Fail	AA99071-03 05111470000983 0133 N/A P1 Day 2 URN-1
13	Fail	AA99071-03 05111470000984 0133 N/A P1 Day 3 URN-1
13	Fail	AA99071-03 05111470000985 0133 N/A P1 Day 4 URN-1
13	Fail	AA99071-03 05111470000986 0133 N/A P1 Day 5 URN-1
13	Fail	AA99071-03 05111470000987 0133 N/A P1 Day 6 URN-1
13	Fail	AA99071-03 05111470000239 0134 N/A P1 Day 0 URN-1
13	Fail	AA99071-03 05111470000240 0134 N/A P1 Day 1 URN-1
13	Fail	AA99071-03 05111470000241 0134 N/A P1 Day 2 URN-1
13	Fail	AA99071-03 05111470000242 0134 N/A P1 Day 3 URN-1
13	Fail	AA99071-03 05111470000243 0134 N/A P1 Day 4 URN-1
13	Fail	AA99071-03 05111470000244 0134 N/A P1 Day 5 URN-1
13	Fail	AA99071-03 05111470000245 0134 N/A P1 Day 6 URN-1
13	Fail	AA99071-03 05111470000988 0136 N/A P1 Day 0 URN-1
13	Fail	AA99071-03 05111470000989 0136 N/A P1 Day 1 URN-1
13	Fail	AA99071-03 05111470000990 0136 N/A P1 Day 2 URN-1
13	Fail	AA99071-03 05111470000991 0136 N/A P1 Day 3 URN-1
13	Fail	AA99071-03 05111470000992 0136 N/A P1 Day 4 URN-1
13	Fail	AA99071-03 05111470000993 0136 N/A P1 Day 5 URN-1
13	Fail	AA99071-03 05111470000994 0136 N/A P1 Day 6 URN-1
14	Fail	AA99071-03 05111470000995 0137 N/A P1 Day 0 URN-1
14	Fail	AA99071-03 05111470000996 0137 N/A P1 Day 1 URN-1
14	Fail	AA99071-03 05111470000997 0137 N/A P1 Day 2 URN-1
14	Fail	AA99071-03 05111470000998 0137 N/A P1 Day 3 URN-1
14	Fail	AA99071-03 05111470000999 0137 N/A P1 Day 4 URN-1
14	Fail	AA99071-03 05111470001000 0137 N/A P1 Day 5 URN-1
14	Fail	AA99071-03 05111470001001 0137 N/A P1 Day 6 URN-1
14	Fail	AA99071-03 05111470001002 0139 N/A P1 Day 0 URN-1
14	Fail	AA99071-03 05111470001003 0139 N/A P1 Day 1 URN-1
14	Fail	AA99071-03 05111470001004 0139 N/A P1 Day 2 URN-1
14	Fail	AA99071-03 05111470001005 0139 N/A P1 Day 3 URN-1
14	Fail	AA99071-03 05111470001006 0139 N/A P1 Day 4 URN-1

3-HPMA, HBMA, and CEMA in Human Urine
Celerion Study AA99071-03

Run ID	Reason	Sample Name
14	Fail	AA99071-03 05111470001007 0139 N/A P1 Day 5 URN-1
14	Fail	AA99071-03 05111470001008 0139 N/A P1 Day 6 URN-1
14	Fail	AA99071-03 05111470001009 0140 N/A P1 Day 0 URN-1
14	Fail	AA99071-03 05111470001010 0140 N/A P1 Day 1 URN-1
14	Fail	AA99071-03 05111470001011 0140 N/A P1 Day 2 URN-1
14	Fail	AA99071-03 05111470001012 0140 N/A P1 Day 3 URN-1
14	Fail	AA99071-03 05111470001013 0140 N/A P1 Day 4 URN-1
14	Fail	AA99071-03 05111470001014 0140 N/A P1 Day 5 URN-1
14	Fail	AA99071-03 05111470001015 0140 N/A P1 Day 6 URN-1
14	Fail	AA99071-03 05111470001016 0145 N/A P1 Day 0 URN-1
14	Fail	AA99071-03 05111470001017 0145 N/A P1 Day 1 URN-1
14	Fail	AA99071-03 05111470001018 0145 N/A P1 Day 2 URN-1
14	Fail	AA99071-03 05111470001019 0145 N/A P1 Day 3 URN-1
14	Fail	AA99071-03 05111470001020 0145 N/A P1 Day 4 URN-1
14	Fail	AA99071-03 05111470001021 0145 N/A P1 Day 5 URN-1
14	Fail	AA99071-03 05111470001022 0145 N/A P1 Day 6 URN-1
14	Fail	AA99071-03 05111470001023 0147 N/A P1 Day 0 URN-1
14	Fail	AA99071-03 05111470001024 0147 N/A P1 Day 1 URN-1
14	Fail	AA99071-03 05111470001025 0147 N/A P1 Day 2 URN-1
14	Fail	AA99071-03 05111470001026 0147 N/A P1 Day 3 URN-1
14	Fail	AA99071-03 05111470001027 0147 N/A P1 Day 4 URN-1
14	Fail	AA99071-03 05111470001028 0147 N/A P1 Day 5 URN-1
14	Fail	AA99071-03 05111470001029 0147 N/A P1 Day 6 URN-1
14	Fail	AA99071-03 05111470001030 0148 N/A P1 Day 0 URN-1
14	Fail	AA99071-03 05111470001031 0148 N/A P1 Day 1 URN-1
14	Fail	AA99071-03 05111470001032 0148 N/A P1 Day 2 URN-1
14	Fail	AA99071-03 05111470001033 0148 N/A P1 Day 3 URN-1
14	Fail	AA99071-03 05111470001034 0148 N/A P1 Day 4 URN-1
14	Fail	AA99071-03 05111470001035 0148 N/A P1 Day 5 URN-1
14	Fail	AA99071-03 05111470001036 0148 N/A P1 Day 6 URN-1
14	Fail	AA99071-03 05111470001037 0149 N/A P1 Day 0 URN-1
14	Fail	AA99071-03 05111470001038 0149 N/A P1 Day 1 URN-1
14	Fail	AA99071-03 05111470001039 0149 N/A P1 Day 2 URN-1
14	Fail	AA99071-03 05111470001040 0149 N/A P1 Day 3 URN-1
14	Fail	AA99071-03 05111470001041 0149 N/A P1 Day 4 URN-1
14	Fail	AA99071-03 05111470001042 0149 N/A P1 Day 5 URN-1
14	Fail	AA99071-03 05111470001043 0149 N/A P1 Day 6 URN-1
14	Fail	AA99071-03 05111470001044 0150 N/A P1 Day 0 URN-1
14	Fail	AA99071-03 05111470001045 0150 N/A P1 Day 1 URN-1
14	Fail	AA99071-03 05111470001046 0150 N/A P1 Day 2 URN-1
14	Fail	AA99071-03 05111470001047 0150 N/A P1 Day 3 URN-1
14	Fail	AA99071-03 05111470001048 0150 N/A P1 Day 4 URN-1
14	Fail	AA99071-03 05111470001049 0150 N/A P1 Day 5 URN-1

3-HPMA, HBMA, and CEMA in Human Urine
Celerion Study AA99071-03

Run ID	Reason	Sample Name
14	Fail	AA99071-03 05111470001050 0150 N/A P1 Day 6 URN-1
15	Fail	AA99071-03 05111470001107 0170 N/A P1 Day 0 URN-1
15	Fail	AA99071-03 05111470001108 0170 N/A P1 Day 1 URN-1
15	Fail	AA99071-03 05111470001109 0170 N/A P1 Day 2 URN-1
15	Fail	AA99071-03 05111470001110 0170 N/A P1 Day 3 URN-1
15	Fail	AA99071-03 05111470001111 0170 N/A P1 Day 4 URN-1
15	Fail	AA99071-03 05111470001112 0170 N/A P1 Day 5 URN-1
15	Fail	AA99071-03 05111470001113 0170 N/A P1 Day 6 URN-1
15	Fail	AA99071-03 05111470001114 0177 N/A P1 Day 0 URN-1
15	Fail	AA99071-03 05111470001115 0177 N/A P1 Day 1 URN-1
15	Fail	AA99071-03 05111470001116 0177 N/A P1 Day 2 URN-1
15	Fail	AA99071-03 05111470001117 0177 N/A P1 Day 3 URN-1
15	Fail	AA99071-03 05111470001118 0177 N/A P1 Day 4 URN-1
15	Fail	AA99071-03 05111470001119 0177 N/A P1 Day 5 URN-1
15	Fail	AA99071-03 05111470001120 0177 N/A P1 Day 6 URN-1
15	Fail	AA99071-03 05111470000247 0181 N/A P1 Day 1 URN-1
15	Fail	AA99071-03 05111470000248 0181 N/A P1 Day 2 URN-1
15	Fail	AA99071-03 05111470000249 0181 N/A P1 Day 3 URN-1
15	Fail	AA99071-03 05111470000250 0181 N/A P1 Day 4 URN-1
15	Fail	AA99071-03 05111470000251 0181 N/A P1 Day 5 URN-1
15	Fail	AA99071-03 05111470000252 0181 N/A P1 Day 6 URN-1
15	Fail	AA99071-03 05111470000197 0183 N/A P1 Day 0 URN-1
15	Fail	AA99071-03 05111470000198 0183 N/A P1 Day 1 URN-1
15	Fail	AA99071-03 05111470000199 0183 N/A P1 Day 2 URN-1
15	Fail	AA99071-03 05111470000200 0183 N/A P1 Day 3 URN-1
15	Fail	AA99071-03 05111470000201 0183 N/A P1 Day 4 URN-1
15	Fail	AA99071-03 05111470000202 0183 N/A P1 Day 5 URN-1
15	Fail	AA99071-03 05111470000203 0183 N/A P1 Day 6 URN-1
15	Fail	AA99071-03 05111470000204 0185 N/A P1 Day 0 URN-1
15	Fail	AA99071-03 05111470000205 0185 N/A P1 Day 1 URN-1
15	Fail	AA99071-03 05111470000206 0185 N/A P1 Day 2 URN-1
15	Fail	AA99071-03 05111470000207 0185 N/A P1 Day 3 URN-1
15	Fail	AA99071-03 05111470000208 0185 N/A P1 Day 4 URN-1
15	Fail	AA99071-03 05111470000209 0185 N/A P1 Day 5 URN-1
15	Fail	AA99071-03 05111470000210 0185 N/A P1 Day 6 URN-1
15	Fail	AA99071-03 05111470000211 0187 N/A P1 Day 0 URN-1
15	Fail	AA99071-03 05111470000212 0187 N/A P1 Day 1 URN-1
15	Fail	AA99071-03 05111470000213 0187 N/A P1 Day 2 URN-1
15	Fail	AA99071-03 05111470000214 0187 N/A P1 Day 3 URN-1
15	Fail	AA99071-03 05111470000215 0187 N/A P1 Day 4 URN-1
15	Fail	AA99071-03 05111470000216 0187 N/A P1 Day 5 URN-1
15	Fail	AA99071-03 05111470000217 0187 N/A P1 Day 6 URN-1
15	Fail	AA99071-03 05111470000254 0189 N/A P1 Day 1 URN-1

3-HPMA, HBMA, and CEMA in Human Urine
Celerion Study AA99071-03

Run ID	Reason	Sample Name
15	Fail	AA99071-03 05111470000255 0189 N/A P1 Day 2 URN-1
15	Fail	AA99071-03 05111470000256 0189 N/A P1 Day 3 URN-1
15	Fail	AA99071-03 05111470000257 0189 N/A P1 Day 4 URN-1
15	Fail	AA99071-03 05111470000258 0189 N/A P1 Day 5 URN-1
15	Fail	AA99071-03 05111470000259 0189 N/A P1 Day 6 URN-1
15	Fail	AA99071-03 05111470000218 0190 N/A P1 Day 0 URN-1
15	Fail	AA99071-03 05111470000219 0190 N/A P1 Day 1 URN-1
15	Fail	AA99071-03 05111470000220 0190 N/A P1 Day 2 URN-1
15	Fail	AA99071-03 05111470000221 0190 N/A P1 Day 3 URN-1
15	Fail	AA99071-03 05111470000222 0190 N/A P1 Day 4 URN-1
15	Fail	AA99071-03 05111470000223 0190 N/A P1 Day 5 URN-1
15	Fail	AA99071-03 05111470000224 0190 N/A P1 Day 6 URN-1
15	Fail	AA99071-03 05111470000225 0191 N/A P1 Day 0 URN-1
15	Fail	AA99071-03 05111470000226 0191 N/A P1 Day 1 URN-1
15	Fail	AA99071-03 05111470000227 0191 N/A P1 Day 2 URN-1
15	Fail	AA99071-03 05111470000228 0191 N/A P1 Day 3 URN-1
15	Fail	AA99071-03 05111470000229 0191 N/A P1 Day 4 URN-1
15	Fail	AA99071-03 05111470000230 0191 N/A P1 Day 5 URN-1
15	Fail	AA99071-03 05111470000231 0191 N/A P1 Day 6 URN-1
16	Fail	AA99071-03 05111470000232 0192 N/A P1 Day 0 URN-1
16	Fail	AA99071-03 05111470000233 0192 N/A P1 Day 1 URN-1
16	Fail	AA99071-03 05111470000234 0192 N/A P1 Day 2 URN-1
16	Fail	AA99071-03 05111470000235 0192 N/A P1 Day 3 URN-1
16	Fail	AA99071-03 05111470000236 0192 N/A P1 Day 4 URN-1
16	Fail	AA99071-03 05111470000237 0192 N/A P1 Day 5 URN-1
16	Fail	AA99071-03 05111470000238 0192 N/A P1 Day 6 URN-1
16	Fail	AA99071-03 05111470000260 0193 N/A P1 Day 0 URN-1
16	Fail	AA99071-03 05111470000261 0193 N/A P1 Day 1 URN-1
16	Fail	AA99071-03 05111470000262 0193 N/A P1 Day 2 URN-1
16	Fail	AA99071-03 05111470000263 0193 N/A P1 Day 3 URN-1
16	Fail	AA99071-03 05111470000267 0195 N/A P1 Day 0 URN-1
16	Fail	AA99071-03 05111470000268 0195 N/A P1 Day 1 URN-1
16	Fail	AA99071-03 05111470000269 0195 N/A P1 Day 2 URN-1
16	Fail	AA99071-03 05111470000270 0195 N/A P1 Day 3 URN-1
16	Fail	AA99071-03 05111470000274 0196 N/A P1 Day 0 URN-1
16	Fail	AA99071-03 05111470000275 0196 N/A P1 Day 1 URN-1
16	Fail	AA99071-03 05111470000276 0196 N/A P1 Day 2 URN-1
16	Fail	AA99071-03 05111470000277 0196 N/A P1 Day 3 URN-1
16	Fail	AA99071-03 05111470000281 0197 N/A P1 Day 0 URN-1
16	Fail	AA99071-03 05111470000282 0197 N/A P1 Day 1 URN-1
16	Fail	AA99071-03 05111470000283 0197 N/A P1 Day 2 URN-1
16	Fail	AA99071-03 05111470000284 0197 N/A P1 Day 3 URN-1
16	Fail	AA99071-03 05111470000288 0198 N/A P1 Day 0 URN-1

3-HPMA, HBMA, and CEMA in Human Urine
Celerion Study AA99071-03

Run ID	Reason	Sample Name
16	Fail	AA99071-03 05111470000289 0198 N/A P1 Day 1 URN-1
16	Fail	AA99071-03 05111470000290 0198 N/A P1 Day 2 URN-1
16	Fail	AA99071-03 05111470000291 0198 N/A P1 Day 3 URN-1
16	Fail	AA99071-03 05111470000295 0200 N/A P1 Day 0 URN-1
16	Fail	AA99071-03 05111470000296 0200 N/A P1 Day 1 URN-1
16	Fail	AA99071-03 05111470000297 0200 N/A P1 Day 2 URN-1
16	Fail	AA99071-03 05111470000298 0200 N/A P1 Day 3 URN-1
16	Fail	AA99071-03 05111470000302 0202 N/A P1 Day 0 URN-1
16	Fail	AA99071-03 05111470000303 0202 N/A P1 Day 1 URN-1
16	Fail	AA99071-03 05111470000304 0202 N/A P1 Day 2 URN-1
16	Fail	AA99071-03 05111470000305 0202 N/A P1 Day 3 URN-1
16	Fail	AA99071-03 05111470000309 0203 N/A P1 Day 0 URN-1
16	Fail	AA99071-03 05111470000310 0203 N/A P1 Day 1 URN-1
16	Fail	AA99071-03 05111470000311 0203 N/A P1 Day 2 URN-1
16	Fail	AA99071-03 05111470000312 0203 N/A P1 Day 3 URN-1
16	Fail	AA99071-03 05111470000316 0204 N/A P1 Day 0 URN-1
16	Fail	AA99071-03 05111470000317 0204 N/A P1 Day 1 URN-1
16	Fail	AA99071-03 05111470000318 0204 N/A P1 Day 2 URN-1
16	Fail	AA99071-03 05111470000319 0204 N/A P1 Day 3 URN-1
16	Fail	AA99071-03 05111470000323 0206 N/A P1 Day 0 URN-1
16	Fail	AA99071-03 05111470000324 0206 N/A P1 Day 1 URN-1
16	Fail	AA99071-03 05111470000325 0206 N/A P1 Day 2 URN-1
16	Fail	AA99071-03 05111470000326 0206 N/A P1 Day 3 URN-1
16	Fail	AA99071-03 05111470000330 0210 N/A P1 Day 0 URN-1
16	Fail	AA99071-03 05111470000331 0210 N/A P1 Day 1 URN-1
16	Fail	AA99071-03 05111470000332 0210 N/A P1 Day 2 URN-1
16	Fail	AA99071-03 05111470000333 0210 N/A P1 Day 3 URN-1
16	Fail	AA99071-03 05111470000344 0216 N/A P1 Day 0 URN-1
16	Fail	AA99071-03 05111470000345 0216 N/A P1 Day 1 URN-1
16	Fail	AA99071-03 05111470000346 0216 N/A P1 Day 2 URN-1
16	Fail	AA99071-03 05111470000347 0216 N/A P1 Day 3 URN-1
16	Fail	AA99071-03 05111470000351 0218 N/A P1 Day 0 URN-1
16	Fail	AA99071-03 05111470000352 0218 N/A P1 Day 1 URN-1
16	Fail	AA99071-03 05111470000353 0218 N/A P1 Day 2 URN-1
16	Fail	AA99071-03 05111470000354 0218 N/A P1 Day 3 URN-1
17	Fail	AA99071-03 05111470000358 0220 N/A P1 Day 0 URN-1
17	Fail	AA99071-03 05111470000359 0220 N/A P1 Day 1 URN-1
17	Fail	AA99071-03 05111470000360 0220 N/A P1 Day 2 URN-1
17	Fail	AA99071-03 05111470000361 0220 N/A P1 Day 3 URN-1
17	Fail	AA99071-03 05111470000365 0224 N/A P1 Day 0 URN-1
17	Fail	AA99071-03 05111470000366 0224 N/A P1 Day 1 URN-1
17	Fail	AA99071-03 05111470000367 0224 N/A P1 Day 2 URN-1
17	Fail	AA99071-03 05111470000368 0224 N/A P1 Day 3 URN-1

3-HPMA, HBMA, and CEMA in Human Urine
Celerion Study AA99071-03

Run ID	Reason	Sample Name
17	Fail	AA99071-03 05111470000372 0228 N/A P1 Day 0 URN-1
17	Fail	AA99071-03 05111470000373 0228 N/A P1 Day 1 URN-1
17	Fail	AA99071-03 05111470000374 0228 N/A P1 Day 2 URN-1
17	Fail	AA99071-03 05111470000375 0228 N/A P1 Day 3 URN-1
17	Fail	AA99071-03 05111470000379 0229 N/A P1 Day 0 URN-1
17	Fail	AA99071-03 05111470000380 0229 N/A P1 Day 1 URN-1
17	Fail	AA99071-03 05111470000381 0229 N/A P1 Day 2 URN-1
17	Fail	AA99071-03 05111470000382 0229 N/A P1 Day 3 URN-1
17	Fail	AA99071-03 05111470000386 0230 N/A P1 Day 0 URN-1
17	Fail	AA99071-03 05111470000387 0230 N/A P1 Day 1 URN-1
17	Fail	AA99071-03 05111470000388 0230 N/A P1 Day 2 URN-1
17	Fail	AA99071-03 05111470000389 0230 N/A P1 Day 3 URN-1
17	Fail	AA99071-03 05111470000393 0232 N/A P1 Day 0 URN-1
17	Fail	AA99071-03 05111470000394 0232 N/A P1 Day 1 URN-1
17	Fail	AA99071-03 05111470000395 0232 N/A P1 Day 2 URN-1
17	Fail	AA99071-03 05111470000396 0232 N/A P1 Day 3 URN-1
17	Fail	AA99071-03 05111470000400 0234 N/A P1 Day 0 URN-1
17	Fail	AA99071-03 05111470000401 0234 N/A P1 Day 1 URN-1
17	Fail	AA99071-03 05111470000402 0234 N/A P1 Day 2 URN-1
17	Fail	AA99071-03 05111470000403 0234 N/A P1 Day 3 URN-1
17	Fail	AA99071-03 05111470000407 0240 N/A P1 Day 0 URN-1
17	Fail	AA99071-03 05111470000408 0240 N/A P1 Day 1 URN-1
17	Fail	AA99071-03 05111470000409 0240 N/A P1 Day 2 URN-1
17	Fail	AA99071-03 05111470000410 0240 N/A P1 Day 3 URN-1
17	Fail	AA99071-03 05111470000414 0241 N/A P1 Day 0 URN-1
17	Fail	AA99071-03 05111470000415 0241 N/A P1 Day 1 URN-1
17	Fail	AA99071-03 05111470000416 0241 N/A P1 Day 2 URN-1
17	Fail	AA99071-03 05111470000417 0241 N/A P1 Day 3 URN-1
17	Fail	AA99071-03 05111470000428 0244 N/A P1 Day 0 URN-1
17	Fail	AA99071-03 05111470000429 0244 N/A P1 Day 1 URN-1
17	Fail	AA99071-03 05111470000430 0244 N/A P1 Day 2 URN-1
17	Fail	AA99071-03 05111470000431 0244 N/A P1 Day 3 URN-1
17	Fail	AA99071-03 05111470000449 0249 N/A P1 Day 0 URN-1
17	Fail	AA99071-03 05111470000450 0249 N/A P1 Day 1 URN-1
17	Fail	AA99071-03 05111470000451 0249 N/A P1 Day 2 URN-1
17	Fail	AA99071-03 05111470000452 0249 N/A P1 Day 3 URN-1
17	Fail	AA99071-03 05111470000456 0251 N/A P1 Day 0 URN-1
17	Fail	AA99071-03 05111470000457 0251 N/A P1 Day 1 URN-1
17	Fail	AA99071-03 05111470000458 0251 N/A P1 Day 2 URN-1
17	Fail	AA99071-03 05111470000459 0251 N/A P1 Day 3 URN-1
17	Fail	AA99071-03 05111470000463 0252 N/A P1 Day 0 URN-1
17	Fail	AA99071-03 05111470000464 0252 N/A P1 Day 1 URN-1
17	Fail	AA99071-03 05111470000465 0252 N/A P1 Day 2 URN-1

3-HPMA, HBMA, and CEMA in Human Urine
Celerion Study AA99071-03

Run ID	Reason	Sample Name
17	Fail	AA99071-03 05111470000466 0252 N/A P1 Day 3 URN-1
17	Fail	AA99071-03 05111470000470 0255 N/A P1 Day 0 URN-1
17	Fail	AA99071-03 05111470000471 0255 N/A P1 Day 1 URN-1
17	Fail	AA99071-03 05111470000472 0255 N/A P1 Day 2 URN-1
17	Fail	AA99071-03 05111470000473 0255 N/A P1 Day 3 URN-1
17	Fail	AA99071-03 05111470000477 0256 N/A P1 Day 0 URN-1
17	Fail	AA99071-03 05111470000478 0256 N/A P1 Day 1 URN-1
17	Fail	AA99071-03 05111470000479 0256 N/A P1 Day 2 URN-1
17	Fail	AA99071-03 05111470000480 0256 N/A P1 Day 3 URN-1
18	Fail	AA99071-03 05111470000484 0262 N/A P1 Day 0 URN-1
18	Fail	AA99071-03 05111470000485 0262 N/A P1 Day 1 URN-1
18	Fail	AA99071-03 05111470000486 0262 N/A P1 Day 2 URN-1
18	Fail	AA99071-03 05111470000487 0262 N/A P1 Day 3 URN-1
18	Fail	AA99071-03 05111470000491 0264 N/A P1 Day 0 URN-1
18	Fail	AA99071-03 05111470000492 0264 N/A P1 Day 1 URN-1
18	Fail	AA99071-03 05111470000493 0264 N/A P1 Day 2 URN-1
18	Fail	AA99071-03 05111470000494 0264 N/A P1 Day 3 URN-1
18	Fail	AA99071-03 05111470000498 0265 N/A P1 Day 0 URN-1
18	Fail	AA99071-03 05111470000499 0265 N/A P1 Day 1 URN-1
18	Fail	AA99071-03 05111470000500 0265 N/A P1 Day 2 URN-1
18	Fail	AA99071-03 05111470000501 0265 N/A P1 Day 3 URN-1
18	Fail	AA99071-03 05111470000174 0057 N/A P1 Day 5 URN-1
18	Fail	AA99071-03 05111470000189 0062 N/A P1 Day 6 URN-1
18	Fail	AA99071-03 05111470000848 0090 N/A P1 Day 0 URN-1
18	Fail	AA99071-03 05111470000856 0093 N/A P1 Day 1 URN-1
18	Fail	AA99071-03 05111470000246 0181 N/A P1 Day 0 URN-1
18	Fail	AA99071-03 05111470000253 0189 N/A P1 Day 0 URN-1
18	Fail	AA99071-03 05111470000264 0193 N/A P1 Day 4 URN-1
18	Fail	AA99071-03 05111470000265 0193 N/A P1 Day 5 URN-1
18	Fail	AA99071-03 05111470000266 0193 N/A P1 Day 6 URN-1
18	Fail	AA99071-03 05111470000271 0195 N/A P1 Day 4 URN-1
18	Fail	AA99071-03 05111470000272 0195 N/A P1 Day 5 URN-1
18	Fail	AA99071-03 05111470000273 0195 N/A P1 Day 6 URN-1
18	Fail	AA99071-03 05111470000278 0196 N/A P1 Day 4 URN-1
18	Fail	AA99071-03 05111470000279 0196 N/A P1 Day 5 URN-1
18	Fail	AA99071-03 05111470000280 0196 N/A P1 Day 6 URN-1
18	Fail	AA99071-03 05111470000285 0197 N/A P1 Day 4 URN-1
18	Fail	AA99071-03 05111470000286 0197 N/A P1 Day 5 URN-1
18	Fail	AA99071-03 05111470000287 0197 N/A P1 Day 6 URN-1
18	Fail	AA99071-03 05111470000292 0198 N/A P1 Day 4 URN-1
18	Fail	AA99071-03 05111470000293 0198 N/A P1 Day 5 URN-1
18	Fail	AA99071-03 05111470000294 0198 N/A P1 Day 6 URN-1
18	Fail	AA99071-03 05111470000299 0200 N/A P1 Day 4 URN-1

3-HPMA, HBMA, and CEMA in Human Urine
Celerion Study AA99071-03

Run ID	Reason	Sample Name
18	Fail	AA99071-03 05111470000300 0200 N/A P1 Day 5 URN-1
18	Fail	AA99071-03 05111470000301 0200 N/A P1 Day 6 URN-1
18	Fail	AA99071-03 05111470000306 0202 N/A P1 Day 4 URN-1
18	Fail	AA99071-03 05111470000307 0202 N/A P1 Day 5 URN-1
18	Fail	AA99071-03 05111470000308 0202 N/A P1 Day 6 URN-1
18	Fail	AA99071-03 05111470000313 0203 N/A P1 Day 4 URN-1
18	Fail	AA99071-03 05111470000314 0203 N/A P1 Day 5 URN-1
18	Fail	AA99071-03 05111470000315 0203 N/A P1 Day 6 URN-1
18	Fail	AA99071-03 05111470000320 0204 N/A P1 Day 4 URN-1
18	Fail	AA99071-03 05111470000321 0204 N/A P1 Day 5 URN-1
18	Fail	AA99071-03 05111470000322 0204 N/A P1 Day 6 URN-1
18	Fail	AA99071-03 05111470000327 0206 N/A P1 Day 4 URN-1
18	Fail	AA99071-03 05111470000328 0206 N/A P1 Day 5 URN-1
18	Fail	AA99071-03 05111470000329 0206 N/A P1 Day 6 URN-1
18	Fail	AA99071-03 05111470000334 0210 N/A P1 Day 4 URN-1
18	Fail	AA99071-03 05111470000335 0210 N/A P1 Day 5 URN-1
18	Fail	AA99071-03 05111470000336 0210 N/A P1 Day 6 URN-1
18	Fail	AA99071-03 05111470000348 0216 N/A P1 Day 4 URN-1
18	Fail	AA99071-03 05111470000349 0216 N/A P1 Day 5 URN-1
18	Fail	AA99071-03 05111470000350 0216 N/A P1 Day 6 URN-1
18	Fail	AA99071-03 05111470000355 0218 N/A P1 Day 4 URN-1
18	Fail	AA99071-03 05111470000356 0218 N/A P1 Day 5 URN-1
18	Fail	AA99071-03 05111470000357 0218 N/A P1 Day 6 URN-1
18	Fail	AA99071-03 05111470000362 0220 N/A P1 Day 4 URN-1
18	Fail	AA99071-03 05111470000363 0220 N/A P1 Day 5 URN-1
18	Fail	AA99071-03 05111470000364 0220 N/A P1 Day 6 URN-1
20	Fail	AA99071-03 05111470000369 0224 N/A P1 Day 4 URN-1
20	Fail	AA99071-03 05111470000370 0224 N/A P1 Day 5 URN-1
20	Fail	AA99071-03 05111470000371 0224 N/A P1 Day 6 URN-1
20	Fail	AA99071-03 05111470000376 0228 N/A P1 Day 4 URN-1
20	Fail	AA99071-03 05111470000377 0228 N/A P1 Day 5 URN-1
20	Fail	AA99071-03 05111470000378 0228 N/A P1 Day 6 URN-1
20	Fail	AA99071-03 05111470000383 0229 N/A P1 Day 4 URN-1
20	Fail	AA99071-03 05111470000384 0229 N/A P1 Day 5 URN-1
20	Fail	AA99071-03 05111470000385 0229 N/A P1 Day 6 URN-1
20	Fail	AA99071-03 05111470000390 0230 N/A P1 Day 4 URN-1
20	Fail	AA99071-03 05111470000391 0230 N/A P1 Day 5 URN-1
20	Fail	AA99071-03 05111470000392 0230 N/A P1 Day 6 URN-1
20	Fail	AA99071-03 05111470000397 0232 N/A P1 Day 4 URN-1
20	Fail	AA99071-03 05111470000398 0232 N/A P1 Day 5 URN-1
20	Fail	AA99071-03 05111470000399 0232 N/A P1 Day 6 URN-1
20	Fail	AA99071-03 05111470000404 0234 N/A P1 Day 4 URN-1
20	Fail	AA99071-03 05111470000405 0234 N/A P1 Day 5 URN-1

3-HPMA, HBMA, and CEMA in Human Urine
Celerion Study AA99071-03

Run ID	Reason	Sample Name
20	Fail	AA99071-03 05111470000406 0234 N/A P1 Day 6 URN-1
20	Fail	AA99071-03 05111470000411 0240 N/A P1 Day 4 URN-1
20	Fail	AA99071-03 05111470000412 0240 N/A P1 Day 5 URN-1
20	Fail	AA99071-03 05111470000413 0240 N/A P1 Day 6 URN-1
20	Fail	AA99071-03 05111470000418 0241 N/A P1 Day 4 URN-1
20	Fail	AA99071-03 05111470000419 0241 N/A P1 Day 5 URN-1
20	Fail	AA99071-03 05111470000420 0241 N/A P1 Day 6 URN-1
20	Fail	AA99071-03 05111470000432 0244 N/A P1 Day 4 URN-1
20	Fail	AA99071-03 05111470000433 0244 N/A P1 Day 5 URN-1
20	Fail	AA99071-03 05111470000434 0244 N/A P1 Day 6 URN-1
20	Fail	AA99071-03 05111470000453 0249 N/A P1 Day 4 URN-1
20	Fail	AA99071-03 05111470000454 0249 N/A P1 Day 5 URN-1
20	Fail	AA99071-03 05111470000455 0249 N/A P1 Day 6 URN-1
20	Fail	AA99071-03 05111470000460 0251 N/A P1 Day 4 URN-1
20	Fail	AA99071-03 05111470000461 0251 N/A P1 Day 5 URN-1
20	Fail	AA99071-03 05111470000462 0251 N/A P1 Day 6 URN-1
20	Fail	AA99071-03 05111470000467 0252 N/A P1 Day 4 URN-1
20	Fail	AA99071-03 05111470000468 0252 N/A P1 Day 5 URN-1
20	Fail	AA99071-03 05111470000469 0252 N/A P1 Day 6 URN-1
20	Fail	AA99071-03 05111470000474 0255 N/A P1 Day 4 URN-1
20	Fail	AA99071-03 05111470000475 0255 N/A P1 Day 5 URN-1
20	Fail	AA99071-03 05111470000476 0255 N/A P1 Day 6 URN-1
20	Fail	AA99071-03 05111470000481 0256 N/A P1 Day 4 URN-1
20	Fail	AA99071-03 05111470000482 0256 N/A P1 Day 5 URN-1
20	Fail	AA99071-03 05111470000483 0256 N/A P1 Day 6 URN-1
20	Fail	AA99071-03 05111470000488 0262 N/A P1 Day 4 URN-1
20	Fail	AA99071-03 05111470000489 0262 N/A P1 Day 5 URN-1
20	Fail	AA99071-03 05111470000490 0262 N/A P1 Day 6 URN-1
20	Fail	AA99071-03 05111470000495 0264 N/A P1 Day 4 URN-1
20	Fail	AA99071-03 05111470000496 0264 N/A P1 Day 5 URN-1
20	Fail	AA99071-03 05111470000497 0264 N/A P1 Day 6 URN-1
20	Fail	AA99071-03 05111470000502 0265 N/A P1 Day 4 URN-1
20	Fail	AA99071-03 05111470000503 0265 N/A P1 Day 5 URN-1
20	Fail	AA99071-03 05111470000504 0265 N/A P1 Day 6 URN-1
20	Fail	AA99071-03 05111470000505 0266 N/A P1 Day 0 URN-1
20	Fail	AA99071-03 05111470000506 0266 N/A P1 Day 1 URN-1
20	Fail	AA99071-03 05111470000507 0266 N/A P1 Day 2 URN-1
20	Fail	AA99071-03 05111470000508 0266 N/A P1 Day 3 URN-1
20	Fail	AA99071-03 05111470000519 0272 N/A P1 Day 0 URN-1
20	Fail	AA99071-03 05111470000520 0272 N/A P1 Day 1 URN-1
20	Fail	AA99071-03 05111470000521 0272 N/A P1 Day 2 URN-1
20	Fail	AA99071-03 05111470000522 0272 N/A P1 Day 3 URN-1
21	Fail	AA99071-03 05111470000526 0273 N/A P1 Day 0 URN-1

3-HPMA, HBMA, and CEMA in Human Urine
Celerion Study AA99071-03

Run ID	Reason	Sample Name
21	Fail	AA99071-03 05111470000527 0273 N/A P1 Day 1 URN-1
21	Fail	AA99071-03 05111470000528 0273 N/A P1 Day 2 URN-1
21	Fail	AA99071-03 05111470000529 0273 N/A P1 Day 3 URN-1
21	Fail	AA99071-03 05111470000533 0276 N/A P1 Day 0 URN-1
21	Fail	AA99071-03 05111470000534 0276 N/A P1 Day 1 URN-1
21	Fail	AA99071-03 05111470000535 0276 N/A P1 Day 2 URN-1
21	Fail	AA99071-03 05111470000536 0276 N/A P1 Day 3 URN-1
21	Fail	AA99071-03 05111470000540 0277 N/A P1 Day 0 URN-1
21	Fail	AA99071-03 05111470000541 0277 N/A P1 Day 1 URN-1
21	Fail	AA99071-03 05111470000542 0277 N/A P1 Day 2 URN-1
21	Fail	AA99071-03 05111470000543 0277 N/A P1 Day 3 URN-1
21	Fail	AA99071-03 05111470000547 0278 N/A P1 Day 0 URN-1
21	Fail	AA99071-03 05111470000548 0278 N/A P1 Day 1 URN-1
21	Fail	AA99071-03 05111470000549 0278 N/A P1 Day 2 URN-1
21	Fail	AA99071-03 05111470000550 0278 N/A P1 Day 3 URN-1
21	Fail	AA99071-03 05111470000554 0279 N/A P1 Day 0 URN-1
21	Fail	AA99071-03 05111470000555 0279 N/A P1 Day 1 URN-1
21	Fail	AA99071-03 05111470000556 0279 N/A P1 Day 2 URN-1
21	Fail	AA99071-03 05111470000557 0279 N/A P1 Day 3 URN-1
21	Fail	AA99071-03 05111470000561 0281 N/A P1 Day 0 URN-1
21	Fail	AA99071-03 05111470000562 0281 N/A P1 Day 1 URN-1
21	Fail	AA99071-03 05111470000563 0281 N/A P1 Day 2 URN-1
21	Fail	AA99071-03 05111470000564 0281 N/A P1 Day 3 URN-1
21	Fail	AA99071-03 05111470000568 0282 N/A P1 Day 0 URN-1
21	Fail	AA99071-03 05111470000569 0282 N/A P1 Day 1 URN-1
21	Fail	AA99071-03 05111470000570 0282 N/A P1 Day 2 URN-1
21	Fail	AA99071-03 05111470000571 0282 N/A P1 Day 3 URN-1
21	Fail	AA99071-03 05111470000575 0283 N/A P1 Day 0 URN-1
21	Fail	AA99071-03 05111470000576 0283 N/A P1 Day 1 URN-1
21	Fail	AA99071-03 05111470000577 0283 N/A P1 Day 2 URN-1
21	Fail	AA99071-03 05111470000578 0283 N/A P1 Day 3 URN-1
21	Fail	AA99071-03 05111470000582 0285 N/A P1 Day 0 URN-1
21	Fail	AA99071-03 05111470000583 0285 N/A P1 Day 1 URN-1
21	Fail	AA99071-03 05111470000584 0285 N/A P1 Day 2 URN-1
21	Fail	AA99071-03 05111470000585 0285 N/A P1 Day 3 URN-1
21	Fail	AA99071-03 05111470000589 0287 N/A P1 Day 0 URN-1
21	Fail	AA99071-03 05111470000590 0287 N/A P1 Day 1 URN-1
21	Fail	AA99071-03 05111470000591 0287 N/A P1 Day 2 URN-1
21	Fail	AA99071-03 05111470000592 0287 N/A P1 Day 3 URN-1
21	Fail	AA99071-03 05111470000603 0289 N/A P1 Day 0 URN-1
21	Fail	AA99071-03 05111470000604 0289 N/A P1 Day 1 URN-1
21	Fail	AA99071-03 05111470000605 0289 N/A P1 Day 2 URN-1
21	Fail	AA99071-03 05111470000606 0289 N/A P1 Day 3 URN-1

3-HPMA, HBMA, and CEMA in Human Urine
Celerion Study AA99071-03

Run ID	Reason	Sample Name
21	Fail	AA99071-03 05111470000610 0291 N/A P1 Day 0 URN-1
21	Fail	AA99071-03 05111470000611 0291 N/A P1 Day 1 URN-1
21	Fail	AA99071-03 05111470000612 0291 N/A P1 Day 2 URN-1
21	Fail	AA99071-03 05111470000613 0291 N/A P1 Day 3 URN-1
21	Fail	AA99071-03 05111470000617 0292 N/A P1 Day 0 URN-1
21	Fail	AA99071-03 05111470000618 0292 N/A P1 Day 1 URN-1
21	Fail	AA99071-03 05111470000619 0292 N/A P1 Day 2 URN-1
21	Fail	AA99071-03 05111470000620 0292 N/A P1 Day 3 URN-1
21	Fail	AA99071-03 05111470000624 0296 N/A P1 Day 0 URN-1
21	Fail	AA99071-03 05111470000625 0296 N/A P1 Day 1 URN-1
21	Fail	AA99071-03 05111470000626 0296 N/A P1 Day 2 URN-1
21	Fail	AA99071-03 05111470000627 0296 N/A P1 Day 3 URN-1
21	Fail	AA99071-03 05111470000631 0298 N/A P1 Day 0 URN-1
21	Fail	AA99071-03 05111470000632 0298 N/A P1 Day 1 URN-1
21	Fail	AA99071-03 05111470000633 0298 N/A P1 Day 2 URN-1
21	Fail	AA99071-03 05111470000634 0298 N/A P1 Day 3 URN-1
22	Fail	AA99071-03 05111470000645 0300 N/A P1 Day 0 URN-1
22	Fail	AA99071-03 05111470000646 0300 N/A P1 Day 1 URN-1
22	Fail	AA99071-03 05111470000647 0300 N/A P1 Day 2 URN-1
22	Fail	AA99071-03 05111470000648 0300 N/A P1 Day 3 URN-1
22	Fail	AA99071-03 05111470000652 0301 N/A P1 Day 0 URN-1
22	Fail	AA99071-03 05111470000653 0301 N/A P1 Day 1 URN-1
22	Fail	AA99071-03 05111470000654 0301 N/A P1 Day 2 URN-1
22	Fail	AA99071-03 05111470000655 0301 N/A P1 Day 3 URN-1
22	Fail	AA99071-03 05111470000659 0306 N/A P1 Day 0 URN-1
22	Fail	AA99071-03 05111470000660 0306 N/A P1 Day 1 URN-1
22	Fail	AA99071-03 05111470000661 0306 N/A P1 Day 2 URN-1
22	Fail	AA99071-03 05111470000662 0306 N/A P1 Day 3 URN-1
22	Fail	AA99071-03 05111470000666 0307 N/A P1 Day 0 URN-1
22	Fail	AA99071-03 05111470000667 0307 N/A P1 Day 1 URN-1
22	Fail	AA99071-03 05111470000668 0307 N/A P1 Day 2 URN-1
22	Fail	AA99071-03 05111470000669 0307 N/A P1 Day 3 URN-1
22	Fail	AA99071-03 05111470000673 0308 N/A P1 Day 0 URN-1
22	Fail	AA99071-03 05111470000674 0308 N/A P1 Day 1 URN-1
22	Fail	AA99071-03 05111470000675 0308 N/A P1 Day 2 URN-1
22	Fail	AA99071-03 05111470000676 0308 N/A P1 Day 3 URN-1
22	Fail	AA99071-03 05111470002248 0313 N/A P1 Day 0 URN-1
22	Fail	AA99071-03 05111470002249 0313 N/A P1 Day 1 URN-1
22	Fail	AA99071-03 05111470002250 0313 N/A P1 Day 2 URN-1
22	Fail	AA99071-03 05111470002251 0313 N/A P1 Day 3 URN-1
22	Fail	AA99071-03 05111470002262 0315 N/A P1 Day 0 URN-1
22	Fail	AA99071-03 05111470002263 0315 N/A P1 Day 1 URN-1
22	Fail	AA99071-03 05111470002264 0315 N/A P1 Day 2 URN-1

3-HPMA, HBMA, and CEMA in Human Urine
Celerion Study AA99071-03

Run ID	Reason	Sample Name
22	Fail	AA99071-03 05111470002265 0315 N/A P1 Day 3 URN-1
22	Fail	AA99071-03 05111470002276 0316 N/A P1 Day 0 URN-1
22	Fail	AA99071-03 05111470002277 0316 N/A P1 Day 1 URN-1
22	Fail	AA99071-03 05111470002278 0316 N/A P1 Day 2 URN-1
22	Fail	AA99071-03 05111470002279 0316 N/A P1 Day 3 URN-1
22	Fail	AA99071-03 05111470002290 0317 N/A P1 Day 0 URN-1
22	Fail	AA99071-03 05111470002291 0317 N/A P1 Day 1 URN-1
22	Fail	AA99071-03 05111470002292 0317 N/A P1 Day 2 URN-1
22	Fail	AA99071-03 05111470002293 0317 N/A P1 Day 3 URN-1
22	Fail	AA99071-03 05111470002304 0318 N/A P1 Day 0 URN-1
22	Fail	AA99071-03 05111470002305 0318 N/A P1 Day 1 URN-1
22	Fail	AA99071-03 05111470002306 0318 N/A P1 Day 2 URN-1
22	Fail	AA99071-03 05111470002307 0318 N/A P1 Day 3 URN-1
22	Fail	AA99071-03 05111470002318 0320 N/A P1 Day 0 URN-1
22	Fail	AA99071-03 05111470002319 0320 N/A P1 Day 1 URN-1
22	Fail	AA99071-03 05111470002320 0320 N/A P1 Day 2 URN-1
22	Fail	AA99071-03 05111470002321 0320 N/A P1 Day 3 URN-1
22	Fail	AA99071-03 05111470002332 0321 N/A P1 Day 0 URN-1
22	Fail	AA99071-03 05111470002333 0321 N/A P1 Day 1 URN-1
22	Fail	AA99071-03 05111470002334 0321 N/A P1 Day 2 URN-1
22	Fail	AA99071-03 05111470002335 0321 N/A P1 Day 3 URN-1
22	Fail	AA99071-03 05111470002346 0322 N/A P1 Day 0 URN-1
22	Fail	AA99071-03 05111470002347 0322 N/A P1 Day 1 URN-1
22	Fail	AA99071-03 05111470002348 0322 N/A P1 Day 2 URN-1
22	Fail	AA99071-03 05111470002349 0322 N/A P1 Day 3 URN-1
22	Fail	AA99071-03 05111470002360 0325 N/A P1 Day 0 URN-1
22	Fail	AA99071-03 05111470002361 0325 N/A P1 Day 1 URN-1
22	Fail	AA99071-03 05111470002362 0325 N/A P1 Day 2 URN-1
22	Fail	AA99071-03 05111470002363 0325 N/A P1 Day 3 URN-1
22	Fail	AA99071-03 05111470002374 0328 N/A P1 Day 0 URN-1
22	Fail	AA99071-03 05111470002375 0328 N/A P1 Day 1 URN-1
22	Fail	AA99071-03 05111470002376 0328 N/A P1 Day 2 URN-1
22	Fail	AA99071-03 05111470002377 0328 N/A P1 Day 3 URN-1
23	Fail	AA99071-03 05111470000033 0015 N/A P1 Day 4 URN-1
23	Fail	AA99071-03 05111470000175 0057 N/A P1 Day 6 URN-1
23	Fail	AA99071-03 05111470000790 0072 N/A P1 Day 5 URN-1
23	Fail	AA99071-03 05111470000509 0266 N/A P1 Day 4 URN-1
23	Fail	AA99071-03 05111470000510 0266 N/A P1 Day 5 URN-1
23	Fail	AA99071-03 05111470000511 0266 N/A P1 Day 6 URN-1
23	Fail	AA99071-03 05111470000523 0272 N/A P1 Day 4 URN-1
23	Fail	AA99071-03 05111470000524 0272 N/A P1 Day 5 URN-1
23	Fail	AA99071-03 05111470000525 0272 N/A P1 Day 6 URN-1
23	Fail	AA99071-03 05111470000530 0273 N/A P1 Day 4 URN-1

3-HPMA, HBMA, and CEMA in Human Urine
Celerion Study AA99071-03

Run ID	Reason	Sample Name
23	Fail	AA99071-03 05111470000531 0273 N/A P1 Day 5 URN-1
23	Fail	AA99071-03 05111470000532 0273 N/A P1 Day 6 URN-1
23	Fail	AA99071-03 05111470000537 0276 N/A P1 Day 4 URN-1
23	Fail	AA99071-03 05111470000538 0276 N/A P1 Day 5 URN-1
23	Fail	AA99071-03 05111470000539 0276 N/A P1 Day 6 URN-1
23	Fail	AA99071-03 05111470000544 0277 N/A P1 Day 4 URN-1
23	Fail	AA99071-03 05111470000545 0277 N/A P1 Day 5 URN-1
23	Fail	AA99071-03 05111470000546 0277 N/A P1 Day 6 URN-1
23	Fail	AA99071-03 05111470000551 0278 N/A P1 Day 4 URN-1
23	Fail	AA99071-03 05111470000552 0278 N/A P1 Day 5 URN-1
23	Fail	AA99071-03 05111470000553 0278 N/A P1 Day 6 URN-1
23	Fail	AA99071-03 05111470000558 0279 N/A P1 Day 4 URN-1
23	Fail	AA99071-03 05111470000559 0279 N/A P1 Day 5 URN-1
23	Fail	AA99071-03 05111470000560 0279 N/A P1 Day 6 URN-1
23	Fail	AA99071-03 05111470000565 0281 N/A P1 Day 4 URN-1
23	Fail	AA99071-03 05111470000566 0281 N/A P1 Day 5 URN-1
23	Fail	AA99071-03 05111470000567 0281 N/A P1 Day 6 URN-1
23	Fail	AA99071-03 05111470000572 0282 N/A P1 Day 4 URN-1
23	Fail	AA99071-03 05111470000573 0282 N/A P1 Day 5 URN-1
23	Fail	AA99071-03 05111470000574 0282 N/A P1 Day 6 URN-1
23	Fail	AA99071-03 05111470000579 0283 N/A P1 Day 4 URN-1
23	Fail	AA99071-03 05111470000580 0283 N/A P1 Day 5 URN-1
23	Fail	AA99071-03 05111470000581 0283 N/A P1 Day 6 URN-1
23	Fail	AA99071-03 05111470000586 0285 N/A P1 Day 4 URN-1
23	Fail	AA99071-03 05111470000587 0285 N/A P1 Day 5 URN-1
23	Fail	AA99071-03 05111470000588 0285 N/A P1 Day 6 URN-1
23	Fail	AA99071-03 05111470000593 0287 N/A P1 Day 4 URN-1
23	Fail	AA99071-03 05111470000594 0287 N/A P1 Day 5 URN-1
23	Fail	AA99071-03 05111470000595 0287 N/A P1 Day 6 URN-1
23	Fail	AA99071-03 05111470000607 0289 N/A P1 Day 4 URN-1
23	Fail	AA99071-03 05111470000608 0289 N/A P1 Day 5 URN-1
23	Fail	AA99071-03 05111470000609 0289 N/A P1 Day 6 URN-1
23	Fail	AA99071-03 05111470000614 0291 N/A P1 Day 4 URN-1
23	Fail	AA99071-03 05111470000615 0291 N/A P1 Day 5 URN-1
23	Fail	AA99071-03 05111470000616 0291 N/A P1 Day 6 URN-1
23	Fail	AA99071-03 05111470000621 0292 N/A P1 Day 4 URN-1
23	Fail	AA99071-03 05111470000622 0292 N/A P1 Day 5 URN-1
23	Fail	AA99071-03 05111470000623 0292 N/A P1 Day 6 URN-1
23	Fail	AA99071-03 05111470000628 0296 N/A P1 Day 4 URN-1
23	Fail	AA99071-03 05111470000629 0296 N/A P1 Day 5 URN-1
23	Fail	AA99071-03 05111470000630 0296 N/A P1 Day 6 URN-1
23	Fail	AA99071-03 05111470000635 0298 N/A P1 Day 4 URN-1
23	Fail	AA99071-03 05111470000636 0298 N/A P1 Day 5 URN-1

3-HPMA, HBMA, and CEMA in Human Urine
Celerion Study AA99071-03

Run ID	Reason	Sample Name
23	Fail	AA99071-03 05111470000637 0298 N/A P1 Day 6 URN-1
23	Fail	AA99071-03 05111470000649 0300 N/A P1 Day 4 URN-1
23	Fail	AA99071-03 05111470000650 0300 N/A P1 Day 5 URN-1
23	Fail	AA99071-03 05111470000651 0300 N/A P1 Day 6 URN-1
23	Fail	AA99071-03 05111470000656 0301 N/A P1 Day 4 URN-1
23	Fail	AA99071-03 05111470000657 0301 N/A P1 Day 5 URN-1
23	Fail	AA99071-03 05111470000658 0301 N/A P1 Day 6 URN-1
24	Fail	AA99071-03 05111470000663 0306 N/A P1 Day 4 URN-1
24	Fail	AA99071-03 05111470000664 0306 N/A P1 Day 5 URN-1
24	Fail	AA99071-03 05111470000665 0306 N/A P1 Day 6 URN-1
24	Fail	AA99071-03 05111470000670 0307 N/A P1 Day 4 URN-1
24	Fail	AA99071-03 05111470000671 0307 N/A P1 Day 5 URN-1
24	Fail	AA99071-03 05111470000672 0307 N/A P1 Day 6 URN-1
24	Fail	AA99071-03 05111470000677 0308 N/A P1 Day 4 URN-1
24	Fail	AA99071-03 05111470000678 0308 N/A P1 Day 5 URN-1
24	Fail	AA99071-03 05111470000679 0308 N/A P1 Day 6 URN-1
24	Fail	AA99071-03 05111470002252 0313 N/A P1 Day 4 URN-1
24	Fail	AA99071-03 05111470002253 0313 N/A P1 Day 5 URN-1
24	Fail	AA99071-03 05111470002254 0313 N/A P1 Day 6 URN-1
24	Fail	AA99071-03 05111470002266 0315 N/A P1 Day 4 URN-1
24	Fail	AA99071-03 05111470002267 0315 N/A P1 Day 5 URN-1
24	Fail	AA99071-03 05111470002268 0315 N/A P1 Day 6 URN-1
24	Fail	AA99071-03 05111470002280 0316 N/A P1 Day 4 URN-1
24	Fail	AA99071-03 05111470002281 0316 N/A P1 Day 5 URN-1
24	Fail	AA99071-03 05111470002282 0316 N/A P1 Day 6 URN-1
24	Fail	AA99071-03 05111470002294 0317 N/A P1 Day 4 URN-1
24	Fail	AA99071-03 05111470002295 0317 N/A P1 Day 5 URN-1
24	Fail	AA99071-03 05111470002296 0317 N/A P1 Day 6 URN-1
24	Fail	AA99071-03 05111470002308 0318 N/A P1 Day 4 URN-1
24	Fail	AA99071-03 05111470002309 0318 N/A P1 Day 5 URN-1
24	Fail	AA99071-03 05111470002310 0318 N/A P1 Day 6 URN-1
24	Fail	AA99071-03 05111470002322 0320 N/A P1 Day 4 URN-1
24	Fail	AA99071-03 05111470002323 0320 N/A P1 Day 5 URN-1
24	Fail	AA99071-03 05111470002324 0320 N/A P1 Day 6 URN-1
24	Fail	AA99071-03 05111470002336 0321 N/A P1 Day 4 URN-1
24	Fail	AA99071-03 05111470002337 0321 N/A P1 Day 5 URN-1
24	Fail	AA99071-03 05111470002338 0321 N/A P1 Day 6 URN-1
24	Fail	AA99071-03 05111470002350 0322 N/A P1 Day 4 URN-1
24	Fail	AA99071-03 05111470002351 0322 N/A P1 Day 5 URN-1
24	Fail	AA99071-03 05111470002352 0322 N/A P1 Day 6 URN-1
24	Fail	AA99071-03 05111470002364 0325 N/A P1 Day 4 URN-1
24	Fail	AA99071-03 05111470002365 0325 N/A P1 Day 5 URN-1
24	Fail	AA99071-03 05111470002366 0325 N/A P1 Day 6 URN-1

3-HPMA, HBMA, and CEMA in Human Urine
Celerion Study AA99071-03

Run ID	Reason	Sample Name
24	Fail	AA99071-03 05111470002378 0328 N/A P1 Day 4 URN-1
24	Fail	AA99071-03 05111470002379 0328 N/A P1 Day 5 URN-1
24	Fail	AA99071-03 05111470002380 0328 N/A P1 Day 6 URN-1
25	Fail	AA99071-03 05111470000001 0008 N/A P1 Day 0 URN-1
25	Fail	AA99071-03 05111470000005 0008 N/A P1 Day 4 URN-1
25	Fail	AA99071-03 05111470000010 0010 N/A P1 Day 2 URN-1
25	Fail	AA99071-03 05111470000021 0011 N/A P1 Day 6 URN-1
25	Fail	AA99071-03 05111470000024 0014 N/A P1 Day 2 URN-1
25	Fail	AA99071-03 05111470000035 0015 N/A P1 Day 6 URN-1
25	Fail	AA99071-03 05111470000043 0017 N/A P1 Day 0 URN-1
25	Fail	AA99071-03 05111470000060 0022 N/A P1 Day 3 URN-1
25	Fail	AA99071-03 05111470000067 0023 N/A P1 Day 3 URN-1
25	Fail	AA99071-03 05111470000081 0028 N/A P1 Day 3 URN-1
25	Fail	AA99071-03 05111470000085 0029 N/A P1 Day 0 URN-1
25	Fail	AA99071-03 05111470000090 0029 N/A P1 Day 5 URN-1
25	Fail	AA99071-03 05111470000100 0031 N/A P1 Day 1 URN-1
25	Fail	AA99071-03 05111470000109 0034 N/A P1 Day 3 URN-1
25	Fail	AA99071-03 05111470000120 0038 N/A P1 Day 0 URN-1
25	Fail	AA99071-03 05111470000121 0038 N/A P1 Day 1 URN-1
25	Fail	AA99071-03 05111470000130 0039 N/A P1 Day 3 URN-1
25	Fail	AA99071-03 05111470000136 0044 N/A P1 Day 2 URN-1
25	Fail	AA99071-03 05111470000149 0052 N/A P1 Day 1 URN-1
25	Fail	AA99071-03 05111470000165 0055 N/A P1 Day 3 URN-1
25	Fail	AA99071-03 05111470000169 0057 N/A P1 Day 0 URN-1
25	Fail	AA99071-03 05111470000184 0062 N/A P1 Day 1 URN-1
25	Fail	AA99071-03 05111470000193 0064 N/A P1 Day 3 URN-1
25	Fail	AA99071-03 05111470000758 0066 N/A P1 Day 1 URN-1
25	Fail	AA99071-03 05111470000767 0067 N/A P1 Day 3 URN-1
25	Fail	AA99071-03 05111470000778 0071 N/A P1 Day 0 URN-1
25	Fail	AA99071-03 05111470000792 0074 N/A P1 Day 0 URN-1
25	Fail	AA99071-03 05111470000809 0080 N/A P1 Day 3 URN-1
25	Fail	AA99071-03 05111470000703 0001 N/A P1 Day 2 URN-1
25	Fail	AA99071-03 05111470000895 0110 N/A P1 Day 5 URN-1
25	Fail	AA99071-03 05111470000900 0112 N/A P1 Day 3 URN-1
25	Fail	AA99071-03 05111470000917 0117 N/A P1 Day 6 URN-1
25	Fail	AA99071-03 05111470000922 0118 N/A P1 Day 4 URN-1
25	Fail	AA99071-03 05111470000923 0118 N/A P1 Day 5 URN-1
25	Fail	AA99071-03 05111470000943 0123 N/A P1 Day 4 URN-1
25	Fail	AA99071-03 05111470000118 0035 N/A P1 Day 5 URN-1
25	Fail	AA99071-03 05111470000710 0004 N/A P1 Day 2 URN-1
25	Fail	AA99071-03 05111470000722 0021 N/A P1 Day 0 URN-1
25	Fail	AA99071-03 05111470000725 0021 N/A P1 Day 3 URN-1
25	Fail	AA99071-03 05111470000737 0042 N/A P1 Day 1 URN-1

3-HPMA, HBMA, and CEMA in Human Urine
Celerion Study AA99071-03

Run ID	Reason	Sample Name
25	Fail	AA99071-03 05111470000740 0042 N/A P1 Day 4 URN-1
25	Fail	AA99071-03 05111470000750 0063 N/A P1 Day 0 URN-1
25	Fail	AA99071-03 05111470001052 0152 N/A P1 Day 1 URN-1
25	Fail	AA99071-03 05111470001069 0155 N/A P1 Day 4 URN-1
25	Fail	AA99071-03 05111470001074 0156 N/A P1 Day 2 URN-1
25	Fail	AA99071-03 05111470001080 0160 N/A P1 Day 1 URN-1
25	Fail	AA99071-03 05111470001086 0162 N/A P1 Day 0 URN-1
25	Fail	AA99071-03 05111470001102 0169 N/A P1 Day 2 URN-1
25	Fail	AA99071-03 05111470000838 0087 N/A P1 Day 4 URN-1
25	Fail	AA99071-03 05111470000852 0090 N/A P1 Day 4 URN-1
25	Fail	AA99071-03 05111470000857 0093 N/A P1 Day 2 URN-1
25	Fail	AA99071-03 05111470000242 0134 N/A P1 Day 3 URN-1
25	Fail	AA99071-03 05111470000953 0127 N/A P1 Day 0 URN-1
25	Fail	AA99071-03 05111470000961 0128 N/A P1 Day 1 URN-1
25	Fail	AA99071-03 05111470000969 0129 N/A P1 Day 2 URN-1
25	Fail	AA99071-03 05111470000974 0130 N/A P1 Day 0 URN-1
25	Fail	AA99071-03 05111470000996 0137 N/A P1 Day 1 URN-1
25	Fail	AA99071-03 05111470001009 0140 N/A P1 Day 0 URN-1
25	Fail	AA99071-03 05111470001027 0147 N/A P1 Day 4 URN-1
25	Fail	AA99071-03 05111470001033 0148 N/A P1 Day 3 URN-1
25	Fail	AA99071-03 05111470001048 0150 N/A P1 Day 4 URN-1
26	Fail	AA99071-03 05111470000197 0183 N/A P1 Day 0 URN-1
26	Fail	AA99071-03 05111470000219 0190 N/A P1 Day 1 URN-1
26	Fail	AA99071-03 05111470000231 0191 N/A P1 Day 6 URN-1
26	Fail	AA99071-03 05111470000257 0189 N/A P1 Day 4 URN-1
26	Fail	AA99071-03 05111470000281 0197 N/A P1 Day 0 URN-1
26	Fail	AA99071-03 05111470000304 0202 N/A P1 Day 2 URN-1
26	Fail	AA99071-03 05111470000312 0203 N/A P1 Day 3 URN-1
26	Fail	AA99071-03 05111470000317 0204 N/A P1 Day 1 URN-1
26	Fail	AA99071-03 05111470000345 0216 N/A P1 Day 1 URN-1
26	Fail	AA99071-03 05111470000361 0220 N/A P1 Day 3 URN-1
26	Fail	AA99071-03 05111470000365 0224 N/A P1 Day 0 URN-1
26	Fail	AA99071-03 05111470000387 0230 N/A P1 Day 1 URN-1
26	Fail	AA99071-03 05111470000402 0234 N/A P1 Day 2 URN-1
26	Fail	AA99071-03 05111470000417 0241 N/A P1 Day 3 URN-1
26	Fail	AA99071-03 05111470000452 0249 N/A P1 Day 3 URN-1
26	Fail	AA99071-03 05111470000464 0252 N/A P1 Day 1 URN-1
26	Fail	AA99071-03 05111470000287 0197 N/A P1 Day 6 URN-1
26	Fail	AA99071-03 05111470000293 0198 N/A P1 Day 5 URN-1
26	Fail	AA99071-03 05111470000322 0204 N/A P1 Day 6 URN-1
26	Fail	AA99071-03 05111470000334 0210 N/A P1 Day 4 URN-1
26	Fail	AA99071-03 05111470000356 0218 N/A P1 Day 5 URN-1
26	Fail	AA99071-03 05111470000501 0265 N/A P1 Day 3 URN-1

3-HPMA, HBMA, and CEMA in Human Urine
Celerion Study AA99071-03

Run ID	Reason	Sample Name
26	Fail	AA99071-03 05111470000371 0224 N/A P1 Day 6 URN-1
26	Fail	AA99071-03 05111470000376 0228 N/A P1 Day 4 URN-1
26	Fail	AA99071-03 05111470000392 0230 N/A P1 Day 6 URN-1
26	Fail	AA99071-03 05111470000397 0232 N/A P1 Day 4 URN-1
26	Fail	AA99071-03 05111470000411 0240 N/A P1 Day 4 URN-1
26	Fail	AA99071-03 05111470000520 0272 N/A P1 Day 1 URN-1
26	Fail	AA99071-03 05111470000543 0277 N/A P1 Day 3 URN-1
26	Fail	AA99071-03 05111470000584 0285 N/A P1 Day 2 URN-1
26	Fail	AA99071-03 05111470000611 0291 N/A P1 Day 1 URN-1
26	Fail	AA99071-03 05111470000659 0306 N/A P1 Day 0 URN-1
26	Fail	AA99071-03 05111470000676 0308 N/A P1 Day 3 URN-1
26	Fail	AA99071-03 05111470002276 0316 N/A P1 Day 0 URN-1
26	Fail	AA99071-03 05111470002320 0320 N/A P1 Day 2 URN-1
26	Fail	AA99071-03 05111470002361 0325 N/A P1 Day 1 URN-1
26	Fail	AA99071-03 05111470002374 0328 N/A P1 Day 0 URN-1
26	Fail	AA99071-03 05111470000524 0272 N/A P1 Day 5 URN-1
26	Fail	AA99071-03 05111470000537 0276 N/A P1 Day 4 URN-1
26	Fail	AA99071-03 05111470000544 0277 N/A P1 Day 4 URN-1
26	Fail	AA99071-03 05111470000560 0279 N/A P1 Day 6 URN-1
26	Fail	AA99071-03 05111470000593 0287 N/A P1 Day 4 URN-1
26	Fail	AA99071-03 05111470000635 0298 N/A P1 Day 4 URN-1
26	Fail	AA99071-03 05111470000651 0300 N/A P1 Day 6 URN-1
26	Fail	AA99071-03 05111470000664 0306 N/A P1 Day 5 URN-1
26	Fail	AA99071-03 05111470002309 0318 N/A P1 Day 5 URN-1
26	Fail	AA99071-03 05111470002350 0322 N/A P1 Day 4 URN-1
26	Fail	AA99071-03 05111470002378 0328 N/A P1 Day 4 URN-1
26	Fail	AA99071-03 05111470002380 0328 N/A P1 Day 6 URN-1
27	Fail	AA99071-03 05111470000001 0008 N/A P1 Day 0 URN-1
27	Fail	AA99071-03 05111470000005 0008 N/A P1 Day 4 URN-1
27	Fail	AA99071-03 05111470000010 0010 N/A P1 Day 2 URN-1
27	Fail	AA99071-03 05111470000021 0011 N/A P1 Day 6 URN-1
27	Fail	AA99071-03 05111470000024 0014 N/A P1 Day 2 URN-1
27	Fail	AA99071-03 05111470000035 0015 N/A P1 Day 6 URN-1
27	Fail	AA99071-03 05111470000043 0017 N/A P1 Day 0 URN-1
27	Fail	AA99071-03 05111470000060 0022 N/A P1 Day 3 URN-1
27	Fail	AA99071-03 05111470000067 0023 N/A P1 Day 3 URN-1
27	Fail	AA99071-03 05111470000081 0028 N/A P1 Day 3 URN-1
27	Fail	AA99071-03 05111470000085 0029 N/A P1 Day 0 URN-1
27	Fail	AA99071-03 05111470000090 0029 N/A P1 Day 5 URN-1
27	Fail	AA99071-03 05111470000100 0031 N/A P1 Day 1 URN-1
27	Fail	AA99071-03 05111470000109 0034 N/A P1 Day 3 URN-1
27	Fail	AA99071-03 05111470000120 0038 N/A P1 Day 0 URN-1
27	Fail	AA99071-03 05111470000121 0038 N/A P1 Day 1 URN-1

3-HPMA, HBMA, and CEMA in Human Urine
Celerion Study AA99071-03

Run ID	Reason	Sample Name
27	Fail	AA99071-03 05111470000130 0039 N/A P1 Day 3 URN-1
27	Fail	AA99071-03 05111470000136 0044 N/A P1 Day 2 URN-1
27	Fail	AA99071-03 05111470000149 0052 N/A P1 Day 1 URN-1
27	Fail	AA99071-03 05111470000165 0055 N/A P1 Day 3 URN-1
27	Fail	AA99071-03 05111470000169 0057 N/A P1 Day 0 URN-1
27	Fail	AA99071-03 05111470000184 0062 N/A P1 Day 1 URN-1
27	Fail	AA99071-03 05111470000193 0064 N/A P1 Day 3 URN-1
27	Fail	AA99071-03 05111470000758 0066 N/A P1 Day 1 URN-1
27	Fail	AA99071-03 05111470000767 0067 N/A P1 Day 3 URN-1
27	Fail	AA99071-03 05111470000778 0071 N/A P1 Day 0 URN-1
27	Fail	AA99071-03 05111470000792 0074 N/A P1 Day 0 URN-1
27	Fail	AA99071-03 05111470000809 0080 N/A P1 Day 3 URN-1
27	Fail	AA99071-03 05111470000703 0001 N/A P1 Day 2 URN-1
27	Fail	AA99071-03 05111470000895 0110 N/A P1 Day 5 URN-1
27	Fail	AA99071-03 05111470000900 0112 N/A P1 Day 3 URN-1
27	Fail	AA99071-03 05111470000917 0117 N/A P1 Day 6 URN-1
27	Fail	AA99071-03 05111470000922 0118 N/A P1 Day 4 URN-1
27	Fail	AA99071-03 05111470000923 0118 N/A P1 Day 5 URN-1
27	Fail	AA99071-03 05111470000943 0123 N/A P1 Day 4 URN-1
27	Fail	AA99071-03 05111470000118 0035 N/A P1 Day 5 URN-1
27	Fail	AA99071-03 05111470000710 0004 N/A P1 Day 2 URN-1
27	Fail	AA99071-03 05111470000722 0021 N/A P1 Day 0 URN-1
27	Fail	AA99071-03 05111470000725 0021 N/A P1 Day 3 URN-1
27	Fail	AA99071-03 05111470000737 0042 N/A P1 Day 1 URN-1
27	Fail	AA99071-03 05111470000740 0042 N/A P1 Day 4 URN-1
27	Fail	AA99071-03 05111470000750 0063 N/A P1 Day 0 URN-1
27	Fail	AA99071-03 05111470001052 0152 N/A P1 Day 1 URN-1
27	Fail	AA99071-03 05111470001069 0155 N/A P1 Day 4 URN-1
27	Fail	AA99071-03 05111470001074 0156 N/A P1 Day 2 URN-1
27	Fail	AA99071-03 05111470001080 0160 N/A P1 Day 1 URN-1
27	Fail	AA99071-03 05111470001086 0162 N/A P1 Day 0 URN-1
27	Fail	AA99071-03 05111470001102 0169 N/A P1 Day 2 URN-1
27	Fail	AA99071-03 05111470000838 0087 N/A P1 Day 4 URN-1
27	Fail	AA99071-03 05111470000852 0090 N/A P1 Day 4 URN-1
27	Fail	AA99071-03 05111470000857 0093 N/A P1 Day 2 URN-1
27	Fail	AA99071-03 05111470000242 0134 N/A P1 Day 3 URN-1
27	Fail	AA99071-03 05111470000953 0127 N/A P1 Day 0 URN-1
27	Fail	AA99071-03 05111470000961 0128 N/A P1 Day 1 URN-1
27	Fail	AA99071-03 05111470000969 0129 N/A P1 Day 2 URN-1
27	Fail	AA99071-03 05111470000974 0130 N/A P1 Day 0 URN-1
27	Fail	AA99071-03 05111470000996 0137 N/A P1 Day 1 URN-1
27	Fail	AA99071-03 05111470001009 0140 N/A P1 Day 0 URN-1
27	Fail	AA99071-03 05111470001027 0147 N/A P1 Day 4 URN-1

3-HPMA, HBMA, and CEMA in Human Urine
Celerion Study AA99071-03

Run ID	Reason	Sample Name
27	Fail	AA99071-03 05111470001033 0148 N/A P1 Day 3 URN-1
27	Fail	AA99071-03 05111470001048 0150 N/A P1 Day 4 URN-1
30	UISR	AA99071-03 05111470001850 0037 N/A P1 Day 1 URN-2
31	Fail	AA99071-03 05111470001850 0037 N/A P1 Day 1 URN-2
34	Fail	AA99071-03 05111470001856 0042 N/A P1 Day 0 URN-2
34	Fail	AA99071-03 05111470001857 0042 N/A P1 Day 1 URN-2
34	Fail	AA99071-03 05111470001858 0042 N/A P1 Day 2 URN-2
34	Fail	AA99071-03 05111470001859 0042 N/A P1 Day 3 URN-2
34	Fail	AA99071-03 05111470001860 0042 N/A P1 Day 4 URN-2
34	Fail	AA99071-03 05111470001861 0042 N/A P1 Day 5 URN-2
34	Fail	AA99071-03 05111470001862 0042 N/A P1 Day 6 URN-2
34	Fail	AA99071-03 05111470001254 0044 N/A P1 Day 0 URN-2
34	Fail	AA99071-03 05111470001255 0044 N/A P1 Day 1 URN-2
34	Fail	AA99071-03 05111470001256 0044 N/A P1 Day 2 URN-2
34	Fail	AA99071-03 05111470001257 0044 N/A P1 Day 3 URN-2
34	Fail	AA99071-03 05111470001258 0044 N/A P1 Day 4 URN-2
34	Fail	AA99071-03 05111470001259 0044 N/A P1 Day 5 URN-2
34	Fail	AA99071-03 05111470001260 0044 N/A P1 Day 6 URN-2
34	Fail	AA99071-03 05111470001261 0049 N/A P1 Day 0 URN-2
34	Fail	AA99071-03 05111470001262 0049 N/A P1 Day 1 URN-2
34	Fail	AA99071-03 05111470001263 0049 N/A P1 Day 2 URN-2
34	Fail	AA99071-03 05111470001264 0049 N/A P1 Day 3 URN-2
34	Fail	AA99071-03 05111470001265 0049 N/A P1 Day 4 URN-2
34	Fail	AA99071-03 05111470001266 0049 N/A P1 Day 5 URN-2
34	Fail	AA99071-03 05111470001267 0049 N/A P1 Day 6 URN-2
34	Fail	AA99071-03 05111470001863 0051 N/A P1 Day 0 URN-2
34	Fail	AA99071-03 05111470001864 0051 N/A P1 Day 1 URN-2
34	Fail	AA99071-03 05111470001865 0051 N/A P1 Day 2 URN-2
34	Fail	AA99071-03 05111470001866 0051 N/A P1 Day 3 URN-2
34	Fail	AA99071-03 05111470001867 0051 N/A P1 Day 4 URN-2
34	Fail	AA99071-03 05111470001868 0051 N/A P1 Day 5 URN-2
34	Fail	AA99071-03 05111470001869 0051 N/A P1 Day 6 URN-2
34	Fail	AA99071-03 05111470001268 0052 N/A P1 Day 0 URN-2
34	Fail	AA99071-03 05111470001269 0052 N/A P1 Day 1 URN-2
34	Fail	AA99071-03 05111470001270 0052 N/A P1 Day 2 URN-2
34	Fail	AA99071-03 05111470001271 0052 N/A P1 Day 3 URN-2
34	Fail	AA99071-03 05111470001272 0052 N/A P1 Day 4 URN-2
34	Fail	AA99071-03 05111470001273 0052 N/A P1 Day 5 URN-2
34	Fail	AA99071-03 05111470001274 0052 N/A P1 Day 6 URN-2
34	Fail	AA99071-03 05111470001275 0053 N/A P1 Day 0 URN-2
34	Fail	AA99071-03 05111470001276 0053 N/A P1 Day 1 URN-2
34	Fail	AA99071-03 05111470001277 0053 N/A P1 Day 2 URN-2
34	Fail	AA99071-03 05111470001278 0053 N/A P1 Day 3 URN-2

3-HPMA, HBMA, and CEMA in Human Urine
Celerion Study AA99071-03

Run ID	Reason	Sample Name
34	Fail	AA99071-03 05111470001279 0053 N/A P1 Day 4 URN-2
34	Fail	AA99071-03 05111470001280 0053 N/A P1 Day 5 URN-2
34	Fail	AA99071-03 05111470001281 0053 N/A P1 Day 6 URN-2
34	Fail	AA99071-03 05111470001282 0055 N/A P1 Day 0 URN-2
34	Fail	AA99071-03 05111470001283 0055 N/A P1 Day 1 URN-2
34	Fail	AA99071-03 05111470001284 0055 N/A P1 Day 2 URN-2
34	Fail	AA99071-03 05111470001285 0055 N/A P1 Day 3 URN-2
34	Fail	AA99071-03 05111470001286 0055 N/A P1 Day 4 URN-2
34	Fail	AA99071-03 05111470001287 0055 N/A P1 Day 5 URN-2
34	Fail	AA99071-03 05111470001288 0055 N/A P1 Day 6 URN-2
34	Fail	AA99071-03 05111470001289 0057 N/A P1 Day 0 URN-2
34	Fail	AA99071-03 05111470001290 0057 N/A P1 Day 1 URN-2
34	Fail	AA99071-03 05111470001291 0057 N/A P1 Day 2 URN-2
34	Fail	AA99071-03 05111470001292 0057 N/A P1 Day 3 URN-2
34	Fail	AA99071-03 05111470001293 0057 N/A P1 Day 4 URN-2
34	Fail	AA99071-03 05111470001294 0057 N/A P1 Day 5 URN-2
34	Fail	AA99071-03 05111470001295 0057 N/A P1 Day 6 URN-2
42	Fail	AA99071-03 05111470001366 0181 N/A P1 Day 0 URN-2
42	Fail	AA99071-03 05111470001367 0181 N/A P1 Day 1 URN-2
42	Fail	AA99071-03 05111470001368 0181 N/A P1 Day 2 URN-2
42	Fail	AA99071-03 05111470001369 0181 N/A P1 Day 3 URN-2
42	Fail	AA99071-03 05111470001370 0181 N/A P1 Day 4 URN-2
42	Fail	AA99071-03 05111470001371 0181 N/A P1 Day 5 URN-2
42	Fail	AA99071-03 05111470001372 0181 N/A P1 Day 6 URN-2
42	Fail	AA99071-03 05111470001317 0183 N/A P1 Day 0 URN-2
42	Fail	AA99071-03 05111470001318 0183 N/A P1 Day 1 URN-2
42	Fail	AA99071-03 05111470001319 0183 N/A P1 Day 2 URN-2
42	Fail	AA99071-03 05111470001320 0183 N/A P1 Day 3 URN-2
42	Fail	AA99071-03 05111470001321 0183 N/A P1 Day 4 URN-2
42	Fail	AA99071-03 05111470001322 0183 N/A P1 Day 5 URN-2
42	Fail	AA99071-03 05111470001323 0183 N/A P1 Day 6 URN-2
42	Fail	AA99071-03 05111470001324 0185 N/A P1 Day 0 URN-2
42	Fail	AA99071-03 05111470001325 0185 N/A P1 Day 1 URN-2
42	Fail	AA99071-03 05111470001326 0185 N/A P1 Day 2 URN-2
42	Fail	AA99071-03 05111470001327 0185 N/A P1 Day 3 URN-2
42	Fail	AA99071-03 05111470001328 0185 N/A P1 Day 4 URN-2
42	Fail	AA99071-03 05111470001329 0185 N/A P1 Day 5 URN-2
42	Fail	AA99071-03 05111470001330 0185 N/A P1 Day 6 URN-2
42	Fail	AA99071-03 05111470001331 0187 N/A P1 Day 0 URN-2
42	Fail	AA99071-03 05111470001332 0187 N/A P1 Day 1 URN-2
42	Fail	AA99071-03 05111470001333 0187 N/A P1 Day 2 URN-2
42	Fail	AA99071-03 05111470001334 0187 N/A P1 Day 3 URN-2
42	Fail	AA99071-03 05111470001335 0187 N/A P1 Day 4 URN-2

3-HPMA, HBMA, and CEMA in Human Urine
Celerion Study AA99071-03

Run ID	Reason	Sample Name
42	Fail	AA99071-03 05111470001336 0187 N/A P1 Day 5 URN-2
42	Fail	AA99071-03 05111470001337 0187 N/A P1 Day 6 URN-2
42	Fail	AA99071-03 05111470001373 0189 N/A P1 Day 0 URN-2
42	Fail	AA99071-03 05111470001374 0189 N/A P1 Day 1 URN-2
42	Fail	AA99071-03 05111470001375 0189 N/A P1 Day 2 URN-2
42	Fail	AA99071-03 05111470001376 0189 N/A P1 Day 3 URN-2
42	Fail	AA99071-03 05111470001377 0189 N/A P1 Day 4 URN-2
42	Fail	AA99071-03 05111470001378 0189 N/A P1 Day 5 URN-2
42	Fail	AA99071-03 05111470001379 0189 N/A P1 Day 6 URN-2
42	Fail	AA99071-03 05111470001345 0191 N/A P1 Day 0 URN-2
42	Fail	AA99071-03 05111470001346 0191 N/A P1 Day 1 URN-2
42	Fail	AA99071-03 05111470001347 0191 N/A P1 Day 2 URN-2
42	Fail	AA99071-03 05111470001348 0191 N/A P1 Day 3 URN-2
42	Fail	AA99071-03 05111470001349 0191 N/A P1 Day 4 URN-2
42	Fail	AA99071-03 05111470001350 0191 N/A P1 Day 5 URN-2
42	Fail	AA99071-03 05111470001351 0191 N/A P1 Day 6 URN-2
42	Fail	AA99071-03 05111470001352 0192 N/A P1 Day 0 URN-2
42	Fail	AA99071-03 05111470001353 0192 N/A P1 Day 1 URN-2
42	Fail	AA99071-03 05111470001354 0192 N/A P1 Day 2 URN-2
42	Fail	AA99071-03 05111470001355 0192 N/A P1 Day 3 URN-2
42	Fail	AA99071-03 05111470001356 0192 N/A P1 Day 4 URN-2
42	Fail	AA99071-03 05111470001357 0192 N/A P1 Day 5 URN-2
42	Fail	AA99071-03 05111470001358 0192 N/A P1 Day 6 URN-2
42	Fail	AA99071-03 05111470001380 0193 N/A P1 Day 0 URN-2
42	Fail	AA99071-03 05111470001381 0193 N/A P1 Day 1 URN-2
42	Fail	AA99071-03 05111470001382 0193 N/A P1 Day 2 URN-2
42	Fail	AA99071-03 05111470001383 0193 N/A P1 Day 3 URN-2
42	Fail	AA99071-03 05111470001384 0193 N/A P1 Day 4 URN-2
42	Fail	AA99071-03 05111470001385 0193 N/A P1 Day 5 URN-2
42	Fail	AA99071-03 05111470001386 0193 N/A P1 Day 6 URN-2

3-HPMA, HBMA, and CEMA in Human Urine
Celerion Study AA99071-03

Table 15 Summary of Reassay for Analytical Reasons for HBMA

Run ID	Reason	Sample Name
1	Fail	AA99071-03 05111470000001 0008 N/A P1 Day 0 URN-1
1	Fail	AA99071-03 05111470000002 0008 N/A P1 Day 1 URN-1
1	Fail	AA99071-03 05111470000003 0008 N/A P1 Day 2 URN-1
1	Fail	AA99071-03 05111470000004 0008 N/A P1 Day 3 URN-1
1	Fail	AA99071-03 05111470000005 0008 N/A P1 Day 4 URN-1
1	Fail	AA99071-03 05111470000006 0008 N/A P1 Day 5 URN-1
1	Fail	AA99071-03 05111470000007 0008 N/A P1 Day 6 URN-1
1	Fail	AA99071-03 05111470000008 0010 N/A P1 Day 0 URN-1
1	Fail	AA99071-03 05111470000009 0010 N/A P1 Day 1 URN-1
1	Fail	AA99071-03 05111470000010 0010 N/A P1 Day 2 URN-1
1	Fail	AA99071-03 05111470000011 0010 N/A P1 Day 3 URN-1
1	Fail	AA99071-03 05111470000012 0010 N/A P1 Day 4 URN-1
1	Fail	AA99071-03 05111470000013 0010 N/A P1 Day 5 URN-1
1	Fail	AA99071-03 05111470000014 0010 N/A P1 Day 6 URN-1
1	Fail	AA99071-03 05111470000015 0011 N/A P1 Day 0 URN-1
1	Fail	AA99071-03 05111470000016 0011 N/A P1 Day 1 URN-1
1	Fail	AA99071-03 05111470000017 0011 N/A P1 Day 2 URN-1
1	Fail	AA99071-03 05111470000018 0011 N/A P1 Day 3 URN-1
1	Fail	AA99071-03 05111470000019 0011 N/A P1 Day 4 URN-1
1	Fail	AA99071-03 05111470000020 0011 N/A P1 Day 5 URN-1
1	Fail	AA99071-03 05111470000021 0011 N/A P1 Day 6 URN-1
1	Fail	AA99071-03 05111470000699 0022 N/A P1 Day 5 URN-1
1	Fail	AA99071-03 05111470000022 0014 N/A P1 Day 0 URN-1
1	Fail	AA99071-03 05111470000023 0014 N/A P1 Day 1 URN-1
1	Fail	AA99071-03 05111470000024 0014 N/A P1 Day 2 URN-1
1	Fail	AA99071-03 05111470000025 0014 N/A P1 Day 3 URN-1
1	Fail	AA99071-03 05111470000026 0014 N/A P1 Day 4 URN-1
1	Fail	AA99071-03 05111470000027 0014 N/A P1 Day 5 URN-1
1	Fail	AA99071-03 05111470000028 0014 N/A P1 Day 6 URN-1
1	Fail	AA99071-03 05111470000029 0015 N/A P1 Day 0 URN-1
1	Fail	AA99071-03 05111470000030 0015 N/A P1 Day 1 URN-1
1	Fail	AA99071-03 05111470000031 0015 N/A P1 Day 2 URN-1
1	Fail	AA99071-03 05111470000032 0015 N/A P1 Day 3 URN-1
1	Fail	AA99071-03 05111470000034 0015 N/A P1 Day 5 URN-1
1	Fail	AA99071-03 05111470000035 0015 N/A P1 Day 6 URN-1
1	Fail	AA99071-03 05111470000036 0016 N/A P1 Day 0 URN-1
1	Fail	AA99071-03 05111470000037 0016 N/A P1 Day 1 URN-1
1	Fail	AA99071-03 05111470000038 0016 N/A P1 Day 2 URN-1
1	Fail	AA99071-03 05111470000039 0016 N/A P1 Day 3 URN-1

3-HPMA, HBMA, and CEMA in Human Urine
Celerion Study AA99071-03

Run ID	Reason	Sample Name
1	Fail	AA99071-03 05111470000040 0016 N/A P1 Day 4 URN-1
1	Fail	AA99071-03 05111470000041 0016 N/A P1 Day 5 URN-1
1	Fail	AA99071-03 05111470000042 0016 N/A P1 Day 6 URN-1
1	Fail	AA99071-03 05111470000043 0017 N/A P1 Day 0 URN-1
1	Fail	AA99071-03 05111470000044 0017 N/A P1 Day 1 URN-1
1	Fail	AA99071-03 05111470000045 0017 N/A P1 Day 2 URN-1
1	Fail	AA99071-03 05111470000046 0017 N/A P1 Day 3 URN-1
1	Fail	AA99071-03 05111470000047 0017 N/A P1 Day 4 URN-1
1	Fail	AA99071-03 05111470000048 0017 N/A P1 Day 5 URN-1
1	Fail	AA99071-03 05111470000049 0017 N/A P1 Day 6 URN-1
2	Fail	AA99071-03 05111470000050 0020 N/A P1 Day 0 URN-1
2	Fail	AA99071-03 05111470000051 0020 N/A P1 Day 1 URN-1
2	Fail	AA99071-03 05111470000052 0020 N/A P1 Day 2 URN-1
2	Fail	AA99071-03 05111470000053 0020 N/A P1 Day 3 URN-1
2	Fail	AA99071-03 05111470000054 0020 N/A P1 Day 4 URN-1
2	Fail	AA99071-03 05111470000055 0020 N/A P1 Day 5 URN-1
2	Fail	AA99071-03 05111470000056 0020 N/A P1 Day 6 URN-1
2	Fail	AA99071-03 05111470000057 0022 N/A P1 Day 0 URN-1
2	Fail	AA99071-03 05111470000058 0022 N/A P1 Day 1 URN-1
2	Fail	AA99071-03 05111470000059 0022 N/A P1 Day 2 URN-1
2	Fail	AA99071-03 05111470000060 0022 N/A P1 Day 3 URN-1
2	Fail	AA99071-03 05111470000061 0022 N/A P1 Day 4 URN-1
2	Fail	AA99071-03 05111470000064 0023 N/A P1 Day 0 URN-1
2	Fail	AA99071-03 05111470000065 0023 N/A P1 Day 1 URN-1
2	Fail	AA99071-03 05111470000066 0023 N/A P1 Day 2 URN-1
2	Fail	AA99071-03 05111470000067 0023 N/A P1 Day 3 URN-1
2	Fail	AA99071-03 05111470000068 0023 N/A P1 Day 4 URN-1
2	Fail	AA99071-03 05111470000069 0023 N/A P1 Day 5 URN-1
2	Fail	AA99071-03 05111470000070 0023 N/A P1 Day 6 URN-1
2	Fail	AA99071-03 05111470000071 0025 N/A P1 Day 0 URN-1
2	Fail	AA99071-03 05111470000072 0025 N/A P1 Day 1 URN-1
2	Fail	AA99071-03 05111470000073 0025 N/A P1 Day 2 URN-1
2	Fail	AA99071-03 05111470000074 0025 N/A P1 Day 3 URN-1
2	Fail	AA99071-03 05111470000075 0025 N/A P1 Day 4 URN-1
2	Fail	AA99071-03 05111470000076 0025 N/A P1 Day 5 URN-1
2	Fail	AA99071-03 05111470000077 0025 N/A P1 Day 6 URN-1
2	Fail	AA99071-03 05111470000078 0028 N/A P1 Day 0 URN-1
2	Fail	AA99071-03 05111470000079 0028 N/A P1 Day 1 URN-1
2	Fail	AA99071-03 05111470000080 0028 N/A P1 Day 2 URN-1
2	Fail	AA99071-03 05111470000081 0028 N/A P1 Day 3 URN-1
2	Fail	AA99071-03 05111470000082 0028 N/A P1 Day 4 URN-1
2	Fail	AA99071-03 05111470000083 0028 N/A P1 Day 5 URN-1
2	Fail	AA99071-03 05111470000084 0028 N/A P1 Day 6 URN-1

3-HPMA, HBMA, and CEMA in Human Urine
Celerion Study AA99071-03

Run ID	Reason	Sample Name
2	Fail	AA99071-03 05111470000085 0029 N/A P1 Day 0 URN-1
2	Fail	AA99071-03 05111470000086 0029 N/A P1 Day 1 URN-1
2	Fail	AA99071-03 05111470000087 0029 N/A P1 Day 2 URN-1
2	Fail	AA99071-03 05111470000088 0029 N/A P1 Day 3 URN-1
2	Fail	AA99071-03 05111470000089 0029 N/A P1 Day 4 URN-1
2	Fail	AA99071-03 05111470000090 0029 N/A P1 Day 5 URN-1
2	Fail	AA99071-03 05111470000091 0029 N/A P1 Day 6 URN-1
2	Fail	AA99071-03 05111470000092 0030 N/A P1 Day 0 URN-1
2	Fail	AA99071-03 05111470000093 0030 N/A P1 Day 1 URN-1
2	Fail	AA99071-03 05111470000094 0030 N/A P1 Day 2 URN-1
2	Fail	AA99071-03 05111470000095 0030 N/A P1 Day 3 URN-1
2	Fail	AA99071-03 05111470000096 0030 N/A P1 Day 4 URN-1
2	Fail	AA99071-03 05111470000097 0030 N/A P1 Day 5 URN-1
2	Fail	AA99071-03 05111470000098 0030 N/A P1 Day 6 URN-1
2	Fail	AA99071-03 05111470000099 0031 N/A P1 Day 0 URN-1
2	Fail	AA99071-03 05111470000100 0031 N/A P1 Day 1 URN-1
2	Fail	AA99071-03 05111470000101 0031 N/A P1 Day 2 URN-1
2	Fail	AA99071-03 05111470000102 0031 N/A P1 Day 3 URN-1
2	Fail	AA99071-03 05111470000103 0031 N/A P1 Day 4 URN-1
2	Fail	AA99071-03 05111470000104 0031 N/A P1 Day 5 URN-1
2	Fail	AA99071-03 05111470000105 0031 N/A P1 Day 6 URN-1
3	Fail	AA99071-03 05111470000106 0034 N/A P1 Day 0 URN-1
3	Fail	AA99071-03 05111470000107 0034 N/A P1 Day 1 URN-1
3	Fail	AA99071-03 05111470000108 0034 N/A P1 Day 2 URN-1
3	Fail	AA99071-03 05111470000109 0034 N/A P1 Day 3 URN-1
3	Fail	AA99071-03 05111470000110 0034 N/A P1 Day 4 URN-1
3	Fail	AA99071-03 05111470000111 0034 N/A P1 Day 5 URN-1
3	Fail	AA99071-03 05111470000112 0034 N/A P1 Day 6 URN-1
3	Fail	AA99071-03 05111470000113 0035 N/A P1 Day 0 URN-1
3	Fail	AA99071-03 05111470000114 0035 N/A P1 Day 1 URN-1
3	Fail	AA99071-03 05111470000115 0035 N/A P1 Day 2 URN-1
3	Fail	AA99071-03 05111470000116 0035 N/A P1 Day 3 URN-1
3	Fail	AA99071-03 05111470000120 0038 N/A P1 Day 0 URN-1
3	Fail	AA99071-03 05111470000121 0038 N/A P1 Day 1 URN-1
3	Fail	AA99071-03 05111470000122 0038 N/A P1 Day 2 URN-1
3	Fail	AA99071-03 05111470000123 0038 N/A P1 Day 3 URN-1
3	Fail	AA99071-03 05111470000124 0038 N/A P1 Day 4 URN-1
3	Fail	AA99071-03 05111470000125 0038 N/A P1 Day 5 URN-1
3	Fail	AA99071-03 05111470000126 0038 N/A P1 Day 6 URN-1
3	Fail	AA99071-03 05111470000127 0039 N/A P1 Day 0 URN-1
3	Fail	AA99071-03 05111470000128 0039 N/A P1 Day 1 URN-1
3	Fail	AA99071-03 05111470000129 0039 N/A P1 Day 2 URN-1
3	Fail	AA99071-03 05111470000130 0039 N/A P1 Day 3 URN-1

3-HPMA, HBMA, and CEMA in Human Urine
Celerion Study AA99071-03

Run ID	Reason	Sample Name
3	Fail	AA99071-03 05111470000132 0039 N/A P1 Day 5 URN-1
3	Fail	AA99071-03 05111470000133 0039 N/A P1 Day 6 URN-1
3	Fail	AA99071-03 05111470000134 0044 N/A P1 Day 0 URN-1
3	Fail	AA99071-03 05111470000135 0044 N/A P1 Day 1 URN-1
3	Fail	AA99071-03 05111470000136 0044 N/A P1 Day 2 URN-1
3	Fail	AA99071-03 05111470000137 0044 N/A P1 Day 3 URN-1
3	Fail	AA99071-03 05111470000138 0044 N/A P1 Day 4 URN-1
3	Fail	AA99071-03 05111470000139 0044 N/A P1 Day 5 URN-1
3	Fail	AA99071-03 05111470000140 0044 N/A P1 Day 6 URN-1
3	Fail	AA99071-03 05111470000141 0049 N/A P1 Day 0 URN-1
3	Fail	AA99071-03 05111470000142 0049 N/A P1 Day 1 URN-1
3	Fail	AA99071-03 05111470000143 0049 N/A P1 Day 2 URN-1
3	Fail	AA99071-03 05111470000144 0049 N/A P1 Day 3 URN-1
3	Fail	AA99071-03 05111470000145 0049 N/A P1 Day 4 URN-1
3	Fail	AA99071-03 05111470000146 0049 N/A P1 Day 5 URN-1
3	Fail	AA99071-03 05111470000147 0049 N/A P1 Day 6 URN-1
3	Fail	AA99071-03 05111470000148 0052 N/A P1 Day 0 URN-1
3	Fail	AA99071-03 05111470000149 0052 N/A P1 Day 1 URN-1
3	Fail	AA99071-03 05111470000150 0052 N/A P1 Day 2 URN-1
3	Fail	AA99071-03 05111470000151 0052 N/A P1 Day 3 URN-1
3	Fail	AA99071-03 05111470000152 0052 N/A P1 Day 4 URN-1
3	Fail	AA99071-03 05111470000153 0052 N/A P1 Day 5 URN-1
3	Fail	AA99071-03 05111470000154 0052 N/A P1 Day 6 URN-1
3	Fail	AA99071-03 05111470000155 0053 N/A P1 Day 0 URN-1
3	Fail	AA99071-03 05111470000156 0053 N/A P1 Day 1 URN-1
3	Fail	AA99071-03 05111470000157 0053 N/A P1 Day 2 URN-1
3	Fail	AA99071-03 05111470000158 0053 N/A P1 Day 3 URN-1
3	Fail	AA99071-03 05111470000159 0053 N/A P1 Day 4 URN-1
3	Fail	AA99071-03 05111470000160 0053 N/A P1 Day 5 URN-1
3	Fail	AA99071-03 05111470000161 0053 N/A P1 Day 6 URN-1
5	Fail	AA99071-03 05111470000162 0055 N/A P1 Day 0 URN-1
5	Fail	AA99071-03 05111470000163 0055 N/A P1 Day 1 URN-1
5	Fail	AA99071-03 05111470000164 0055 N/A P1 Day 2 URN-1
5	Fail	AA99071-03 05111470000165 0055 N/A P1 Day 3 URN-1
5	Fail	AA99071-03 05111470000166 0055 N/A P1 Day 4 URN-1
5	Fail	AA99071-03 05111470000167 0055 N/A P1 Day 5 URN-1
5	Fail	AA99071-03 05111470000168 0055 N/A P1 Day 6 URN-1
5	Fail	AA99071-03 05111470000169 0057 N/A P1 Day 0 URN-1
5	Fail	AA99071-03 05111470000170 0057 N/A P1 Day 1 URN-1
5	Fail	AA99071-03 05111470000171 0057 N/A P1 Day 2 URN-1
5	Fail	AA99071-03 05111470000172 0057 N/A P1 Day 3 URN-1
5	Fail	AA99071-03 05111470000173 0057 N/A P1 Day 4 URN-1
5	Fail	AA99071-03 05111470000176 0060 N/A P1 Day 0 URN-1

3-HPMA, HBMA, and CEMA in Human Urine
Celerion Study AA99071-03

Run ID	Reason	Sample Name
5	Fail	AA99071-03 05111470000177 0060 N/A P1 Day 1 URN-1
5	Fail	AA99071-03 05111470000178 0060 N/A P1 Day 2 URN-1
5	Fail	AA99071-03 05111470000179 0060 N/A P1 Day 3 URN-1
5	Fail	AA99071-03 05111470000180 0060 N/A P1 Day 4 URN-1
5	Fail	AA99071-03 05111470000181 0060 N/A P1 Day 5 URN-1
5	Fail	AA99071-03 05111470000182 0060 N/A P1 Day 6 URN-1
5	Fail	AA99071-03 05111470000183 0062 N/A P1 Day 0 URN-1
5	Fail	AA99071-03 05111470000184 0062 N/A P1 Day 1 URN-1
5	Fail	AA99071-03 05111470000185 0062 N/A P1 Day 2 URN-1
5	Fail	AA99071-03 05111470000186 0062 N/A P1 Day 3 URN-1
5	Fail	AA99071-03 05111470000187 0062 N/A P1 Day 4 URN-1
5	Fail	AA99071-03 05111470000188 0062 N/A P1 Day 5 URN-1
5	Fail	AA99071-03 05111470000190 0064 N/A P1 Day 0 URN-1
5	Fail	AA99071-03 05111470000191 0064 N/A P1 Day 1 URN-1
5	Fail	AA99071-03 05111470000192 0064 N/A P1 Day 2 URN-1
5	Fail	AA99071-03 05111470000193 0064 N/A P1 Day 3 URN-1
5	Fail	AA99071-03 05111470000195 0064 N/A P1 Day 5 URN-1
5	Fail	AA99071-03 05111470000196 0064 N/A P1 Day 6 URN-1
6	Fail	AA99071-03 05111470000757 0066 N/A P1 Day 0 URN-1
6	Fail	AA99071-03 05111470000758 0066 N/A P1 Day 1 URN-1
6	Fail	AA99071-03 05111470000759 0066 N/A P1 Day 2 URN-1
6	Fail	AA99071-03 05111470000760 0066 N/A P1 Day 3 URN-1
6	Fail	AA99071-03 05111470000761 0066 N/A P1 Day 4 URN-1
6	Fail	AA99071-03 05111470000762 0066 N/A P1 Day 5 URN-1
6	Fail	AA99071-03 05111470000763 0066 N/A P1 Day 6 URN-1
6	Fail	AA99071-03 05111470000764 0067 N/A P1 Day 0 URN-1
6	Fail	AA99071-03 05111470000765 0067 N/A P1 Day 1 URN-1
6	Fail	AA99071-03 05111470000766 0067 N/A P1 Day 2 URN-1
6	Fail	AA99071-03 05111470000767 0067 N/A P1 Day 3 URN-1
6	Fail	AA99071-03 05111470000768 0067 N/A P1 Day 4 URN-1
6	Fail	AA99071-03 05111470000769 0067 N/A P1 Day 5 URN-1
6	Fail	AA99071-03 05111470000770 0067 N/A P1 Day 6 URN-1
6	Fail	AA99071-03 05111470000771 0069 N/A P1 Day 0 URN-1
6	Fail	AA99071-03 05111470000772 0069 N/A P1 Day 1 URN-1
6	Fail	AA99071-03 05111470000773 0069 N/A P1 Day 2 URN-1
6	Fail	AA99071-03 05111470000774 0069 N/A P1 Day 3 URN-1
6	Fail	AA99071-03 05111470000775 0069 N/A P1 Day 4 URN-1
6	Fail	AA99071-03 05111470000776 0069 N/A P1 Day 5 URN-1
6	Fail	AA99071-03 05111470000777 0069 N/A P1 Day 6 URN-1
6	Fail	AA99071-03 05111470000778 0071 N/A P1 Day 0 URN-1
6	Fail	AA99071-03 05111470000779 0071 N/A P1 Day 1 URN-1
6	Fail	AA99071-03 05111470000780 0071 N/A P1 Day 2 URN-1
6	Fail	AA99071-03 05111470000781 0071 N/A P1 Day 3 URN-1

3-HPMA, HBMA, and CEMA in Human Urine
Celerion Study AA99071-03

Run ID	Reason	Sample Name
6	Fail	AA99071-03 05111470000782 0071 N/A P1 Day 4 URN-1
6	Fail	AA99071-03 05111470000783 0071 N/A P1 Day 5 URN-1
6	Fail	AA99071-03 05111470000784 0071 N/A P1 Day 6 URN-1
6	Fail	AA99071-03 05111470000785 0072 N/A P1 Day 0 URN-1
6	Fail	AA99071-03 05111470000786 0072 N/A P1 Day 1 URN-1
6	Fail	AA99071-03 05111470000787 0072 N/A P1 Day 2 URN-1
6	Fail	AA99071-03 05111470000788 0072 N/A P1 Day 3 URN-1
6	Fail	AA99071-03 05111470000789 0072 N/A P1 Day 4 URN-1
6	Fail	AA99071-03 05111470000791 0072 N/A P1 Day 6 URN-1
7	Fail	AA99071-03 05111470000792 0074 N/A P1 Day 0 URN-1
7	Fail	AA99071-03 05111470000793 0074 N/A P1 Day 1 URN-1
7	Fail	AA99071-03 05111470000794 0074 N/A P1 Day 2 URN-1
7	Fail	AA99071-03 05111470000795 0074 N/A P1 Day 3 URN-1
7	Fail	AA99071-03 05111470000796 0074 N/A P1 Day 4 URN-1
7	Fail	AA99071-03 05111470000797 0074 N/A P1 Day 5 URN-1
7	Fail	AA99071-03 05111470000798 0074 N/A P1 Day 6 URN-1
7	Fail	AA99071-03 05111470000799 0076 N/A P1 Day 0 URN-1
7	Fail	AA99071-03 05111470000800 0076 N/A P1 Day 1 URN-1
7	Fail	AA99071-03 05111470000801 0076 N/A P1 Day 2 URN-1
7	Fail	AA99071-03 05111470000802 0076 N/A P1 Day 3 URN-1
7	Fail	AA99071-03 05111470000803 0076 N/A P1 Day 4 URN-1
7	Fail	AA99071-03 05111470000804 0076 N/A P1 Day 5 URN-1
7	Fail	AA99071-03 05111470000805 0076 N/A P1 Day 6 URN-1
7	Fail	AA99071-03 05111470000806 0080 N/A P1 Day 0 URN-1
7	Fail	AA99071-03 05111470000807 0080 N/A P1 Day 1 URN-1
7	Fail	AA99071-03 05111470000808 0080 N/A P1 Day 2 URN-1
7	Fail	AA99071-03 05111470000809 0080 N/A P1 Day 3 URN-1
7	Fail	AA99071-03 05111470000810 0080 N/A P1 Day 4 URN-1
7	Fail	AA99071-03 05111470000811 0080 N/A P1 Day 5 URN-1
7	Fail	AA99071-03 05111470000812 0080 N/A P1 Day 6 URN-1
7	Fail	AA99071-03 05111470000813 0083 N/A P1 Day 0 URN-1
7	Fail	AA99071-03 05111470000814 0083 N/A P1 Day 1 URN-1
7	Fail	AA99071-03 05111470000815 0083 N/A P1 Day 2 URN-1
7	Fail	AA99071-03 05111470000816 0083 N/A P1 Day 3 URN-1
7	Fail	AA99071-03 05111470000817 0083 N/A P1 Day 4 URN-1
7	Fail	AA99071-03 05111470000818 0083 N/A P1 Day 5 URN-1
7	Fail	AA99071-03 05111470000819 0083 N/A P1 Day 6 URN-1
7	Fail	AA99071-03 05111470000820 0085 N/A P1 Day 0 URN-1
7	Fail	AA99071-03 05111470000821 0085 N/A P1 Day 1 URN-1
7	Fail	AA99071-03 05111470000822 0085 N/A P1 Day 2 URN-1
7	Fail	AA99071-03 05111470000823 0085 N/A P1 Day 3 URN-1
9	Fail	AA99071-03 05111470000890 0110 N/A P1 Day 0 URN-1
9	Fail	AA99071-03 05111470000891 0110 N/A P1 Day 1 URN-1

3-HPMA, HBMA, and CEMA in Human Urine
Celerion Study AA99071-03

Run ID	Reason	Sample Name
9	Fail	AA99071-03 05111470000892 0110 N/A P1 Day 2 URN-1
9	Fail	AA99071-03 05111470000893 0110 N/A P1 Day 3 URN-1
9	Fail	AA99071-03 05111470000894 0110 N/A P1 Day 4 URN-1
9	Fail	AA99071-03 05111470000895 0110 N/A P1 Day 5 URN-1
9	Fail	AA99071-03 05111470000896 0110 N/A P1 Day 6 URN-1
9	Fail	AA99071-03 05111470000897 0112 N/A P1 Day 0 URN-1
9	Fail	AA99071-03 05111470000898 0112 N/A P1 Day 1 URN-1
9	Fail	AA99071-03 05111470000899 0112 N/A P1 Day 2 URN-1
9	Fail	AA99071-03 05111470000900 0112 N/A P1 Day 3 URN-1
9	Fail	AA99071-03 05111470000901 0112 N/A P1 Day 4 URN-1
9	Fail	AA99071-03 05111470000902 0112 N/A P1 Day 5 URN-1
9	Fail	AA99071-03 05111470000903 0112 N/A P1 Day 6 URN-1
9	Fail	AA99071-03 05111470000904 0114 N/A P1 Day 0 URN-1
9	Fail	AA99071-03 05111470000905 0114 N/A P1 Day 1 URN-1
9	Fail	AA99071-03 05111470000906 0114 N/A P1 Day 2 URN-1
9	Fail	AA99071-03 05111470000907 0114 N/A P1 Day 3 URN-1
9	Fail	AA99071-03 05111470000908 0114 N/A P1 Day 4 URN-1
9	Fail	AA99071-03 05111470000909 0114 N/A P1 Day 5 URN-1
9	Fail	AA99071-03 05111470000910 0114 N/A P1 Day 6 URN-1
9	Fail	AA99071-03 05111470000911 0117 N/A P1 Day 0 URN-1
9	Fail	AA99071-03 05111470000913 0117 N/A P1 Day 2 URN-1
9	Fail	AA99071-03 05111470000914 0117 N/A P1 Day 3 URN-1
9	Fail	AA99071-03 05111470000915 0117 N/A P1 Day 4 URN-1
9	Fail	AA99071-03 05111470000916 0117 N/A P1 Day 5 URN-1
9	Fail	AA99071-03 05111470000917 0117 N/A P1 Day 6 URN-1
9	Fail	AA99071-03 05111470000918 0118 N/A P1 Day 0 URN-1
9	Fail	AA99071-03 05111470000919 0118 N/A P1 Day 1 URN-1
9	Fail	AA99071-03 05111470000920 0118 N/A P1 Day 2 URN-1
9	Fail	AA99071-03 05111470000921 0118 N/A P1 Day 3 URN-1
9	Fail	AA99071-03 05111470000922 0118 N/A P1 Day 4 URN-1
9	Fail	AA99071-03 05111470000923 0118 N/A P1 Day 5 URN-1
9	Fail	AA99071-03 05111470000925 0121 N/A P1 Day 0 URN-1
9	Fail	AA99071-03 05111470000926 0121 N/A P1 Day 1 URN-1
9	Fail	AA99071-03 05111470000927 0121 N/A P1 Day 2 URN-1
9	Fail	AA99071-03 05111470000928 0121 N/A P1 Day 3 URN-1
9	Fail	AA99071-03 05111470000929 0121 N/A P1 Day 4 URN-1
9	Fail	AA99071-03 05111470000930 0121 N/A P1 Day 5 URN-1
9	Fail	AA99071-03 05111470000931 0121 N/A P1 Day 6 URN-1
9	Fail	AA99071-03 05111470000932 0122 N/A P1 Day 0 URN-1
9	Fail	AA99071-03 05111470000933 0122 N/A P1 Day 1 URN-1
9	Fail	AA99071-03 05111470000934 0122 N/A P1 Day 2 URN-1
9	Fail	AA99071-03 05111470000935 0122 N/A P1 Day 3 URN-1
9	Fail	AA99071-03 05111470000936 0122 N/A P1 Day 4 URN-1

3-HPMA, HBMA, and CEMA in Human Urine
Celerion Study AA99071-03

Run ID	Reason	Sample Name
9	Fail	AA99071-03 05111470000937 0122 N/A P1 Day 5 URN-1
9	Fail	AA99071-03 05111470000938 0122 N/A P1 Day 6 URN-1
9	Fail	AA99071-03 05111470000939 0123 N/A P1 Day 0 URN-1
9	Fail	AA99071-03 05111470000940 0123 N/A P1 Day 1 URN-1
9	Fail	AA99071-03 05111470000941 0123 N/A P1 Day 2 URN-1
9	Fail	AA99071-03 05111470000942 0123 N/A P1 Day 3 URN-1
9	Fail	AA99071-03 05111470000943 0123 N/A P1 Day 4 URN-1
9	Fail	AA99071-03 05111470000944 0123 N/A P1 Day 5 URN-1
9	Fail	AA99071-03 05111470000945 0123 N/A P1 Day 6 URN-1
9	Fail	AA99071-03 05111470000701 0001 N/A P1 Day 0 URN-1
9	Fail	AA99071-03 05111470000702 0001 N/A P1 Day 1 URN-1
9	Fail	AA99071-03 05111470000703 0001 N/A P1 Day 2 URN-1
9	Fail	AA99071-03 05111470000704 0001 N/A P1 Day 3 URN-1
9	Fail	AA99071-03 05111470000705 0001 N/A P1 Day 4 URN-1
9	Fail	AA99071-03 05111470000706 0001 N/A P1 Day 5 URN-1
9	Fail	AA99071-03 05111470000707 0001 N/A P1 Day 6 URN-1
10	Fail	AA99071-03 05111470000708 0004 N/A P1 Day 0 URN-1
10	Fail	AA99071-03 05111470000709 0004 N/A P1 Day 1 URN-1
10	Fail	AA99071-03 05111470000710 0004 N/A P1 Day 2 URN-1
10	Fail	AA99071-03 05111470000711 0004 N/A P1 Day 3 URN-1
10	Fail	AA99071-03 05111470000712 0004 N/A P1 Day 4 URN-1
10	Fail	AA99071-03 05111470000713 0004 N/A P1 Day 5 URN-1
10	Fail	AA99071-03 05111470000714 0004 N/A P1 Day 6 URN-1
10	Fail	AA99071-03 05111470000715 0013 N/A P1 Day 0 URN-1
10	Fail	AA99071-03 05111470000716 0013 N/A P1 Day 1 URN-1
10	Fail	AA99071-03 05111470000717 0013 N/A P1 Day 2 URN-1
10	Fail	AA99071-03 05111470000718 0013 N/A P1 Day 3 URN-1
10	Fail	AA99071-03 05111470000719 0013 N/A P1 Day 4 URN-1
10	Fail	AA99071-03 05111470000720 0013 N/A P1 Day 5 URN-1
10	Fail	AA99071-03 05111470000721 0013 N/A P1 Day 6 URN-1
10	Fail	AA99071-03 05111470000722 0021 N/A P1 Day 0 URN-1
10	Fail	AA99071-03 05111470000723 0021 N/A P1 Day 1 URN-1
10	Fail	AA99071-03 05111470000724 0021 N/A P1 Day 2 URN-1
10	Fail	AA99071-03 05111470000725 0021 N/A P1 Day 3 URN-1
10	Fail	AA99071-03 05111470000726 0021 N/A P1 Day 4 URN-1
10	Fail	AA99071-03 05111470000727 0021 N/A P1 Day 5 URN-1
10	Fail	AA99071-03 05111470000728 0021 N/A P1 Day 6 URN-1
10	Fail	AA99071-03 05111470000729 0037 N/A P1 Day 0 URN-1
10	Fail	AA99071-03 05111470000730 0037 N/A P1 Day 1 URN-1
10	Fail	AA99071-03 05111470000731 0037 N/A P1 Day 2 URN-1
10	Fail	AA99071-03 05111470000732 0037 N/A P1 Day 3 URN-1
10	Fail	AA99071-03 05111470000733 0037 N/A P1 Day 4 URN-1
10	Fail	AA99071-03 05111470000734 0037 N/A P1 Day 5 URN-1

3-HPMA, HBMA, and CEMA in Human Urine
Celerion Study AA99071-03

Run ID	Reason	Sample Name
10	Fail	AA99071-03 05111470000735 0037 N/A P1 Day 6 URN-1
10	Fail	AA99071-03 05111470000736 0042 N/A P1 Day 0 URN-1
10	Fail	AA99071-03 05111470000737 0042 N/A P1 Day 1 URN-1
10	Fail	AA99071-03 05111470000738 0042 N/A P1 Day 2 URN-1
10	Fail	AA99071-03 05111470000739 0042 N/A P1 Day 3 URN-1
10	Fail	AA99071-03 05111470000740 0042 N/A P1 Day 4 URN-1
10	Fail	AA99071-03 05111470000741 0042 N/A P1 Day 5 URN-1
10	Fail	AA99071-03 05111470000742 0042 N/A P1 Day 6 URN-1
10	Fail	AA99071-03 05111470000743 0051 N/A P1 Day 0 URN-1
10	Fail	AA99071-03 05111470000744 0051 N/A P1 Day 1 URN-1
10	Fail	AA99071-03 05111470000745 0051 N/A P1 Day 2 URN-1
10	Fail	AA99071-03 05111470000746 0051 N/A P1 Day 3 URN-1
10	Fail	AA99071-03 05111470000747 0051 N/A P1 Day 4 URN-1
10	Fail	AA99071-03 05111470000748 0051 N/A P1 Day 5 URN-1
10	Fail	AA99071-03 05111470000749 0051 N/A P1 Day 6 URN-1
10	Fail	AA99071-03 05111470000750 0063 N/A P1 Day 0 URN-1
10	Fail	AA99071-03 05111470000751 0063 N/A P1 Day 1 URN-1
10	Fail	AA99071-03 05111470000752 0063 N/A P1 Day 2 URN-1
10	Fail	AA99071-03 05111470000753 0063 N/A P1 Day 3 URN-1
10	Fail	AA99071-03 05111470000754 0063 N/A P1 Day 4 URN-1
10	Fail	AA99071-03 05111470000755 0063 N/A P1 Day 5 URN-1
10	Fail	AA99071-03 05111470000756 0063 N/A P1 Day 6 URN-1
10	Fail	AA99071-03 05111470000063 0022 N/A P1 Day 6 URN-1
10	Fail	AA99071-03 05111470000117 0035 N/A P1 Day 4 URN-1
10	Fail	AA99071-03 05111470000118 0035 N/A P1 Day 5 URN-1
10	Fail	AA99071-03 05111470000119 0035 N/A P1 Day 6 URN-1
10	Fail	AA99071-03 05111470000131 0039 N/A P1 Day 4 URN-1
10	Fail	AA99071-03 05111470000194 0064 N/A P1 Day 4 URN-1
11	Fail	AA99071-03 05111470001051 0152 N/A P1 Day 0 URN-1
11	Fail	AA99071-03 05111470001052 0152 N/A P1 Day 1 URN-1
11	Fail	AA99071-03 05111470001053 0152 N/A P1 Day 2 URN-1
11	Fail	AA99071-03 05111470001054 0152 N/A P1 Day 3 URN-1
11	Fail	AA99071-03 05111470001055 0152 N/A P1 Day 4 URN-1
11	Fail	AA99071-03 05111470001056 0152 N/A P1 Day 5 URN-1
11	Fail	AA99071-03 05111470001057 0152 N/A P1 Day 6 URN-1
11	Fail	AA99071-03 05111470001058 0153 N/A P1 Day 0 URN-1
11	Fail	AA99071-03 05111470001059 0153 N/A P1 Day 1 URN-1
11	Fail	AA99071-03 05111470001060 0153 N/A P1 Day 2 URN-1
11	Fail	AA99071-03 05111470001061 0153 N/A P1 Day 3 URN-1
11	Fail	AA99071-03 05111470001062 0153 N/A P1 Day 4 URN-1
11	Fail	AA99071-03 05111470001063 0153 N/A P1 Day 5 URN-1
11	Fail	AA99071-03 05111470001064 0153 N/A P1 Day 6 URN-1
11	Fail	AA99071-03 05111470001065 0155 N/A P1 Day 0 URN-1

3-HPMA, HBMA, and CEMA in Human Urine
Celerion Study AA99071-03

Run ID	Reason	Sample Name
11	Fail	AA99071-03 05111470001066 0155 N/A P1 Day 1 URN-1
11	Fail	AA99071-03 05111470001067 0155 N/A P1 Day 2 URN-1
11	Fail	AA99071-03 05111470001068 0155 N/A P1 Day 3 URN-1
11	Fail	AA99071-03 05111470001069 0155 N/A P1 Day 4 URN-1
11	Fail	AA99071-03 05111470001070 0155 N/A P1 Day 5 URN-1
11	Fail	AA99071-03 05111470001071 0155 N/A P1 Day 6 URN-1
11	Fail	AA99071-03 05111470001072 0156 N/A P1 Day 0 URN-1
11	Fail	AA99071-03 05111470001073 0156 N/A P1 Day 1 URN-1
11	Fail	AA99071-03 05111470001074 0156 N/A P1 Day 2 URN-1
11	Fail	AA99071-03 05111470001075 0156 N/A P1 Day 3 URN-1
11	Fail	AA99071-03 05111470001076 0156 N/A P1 Day 4 URN-1
11	Fail	AA99071-03 05111470001077 0156 N/A P1 Day 5 URN-1
11	Fail	AA99071-03 05111470001078 0156 N/A P1 Day 6 URN-1
11	Fail	AA99071-03 05111470001079 0160 N/A P1 Day 0 URN-1
11	Fail	AA99071-03 05111470001080 0160 N/A P1 Day 1 URN-1
11	Fail	AA99071-03 05111470001081 0160 N/A P1 Day 2 URN-1
11	Fail	AA99071-03 05111470001082 0160 N/A P1 Day 3 URN-1
11	Fail	AA99071-03 05111470001083 0160 N/A P1 Day 4 URN-1
11	Fail	AA99071-03 05111470001084 0160 N/A P1 Day 5 URN-1
11	Fail	AA99071-03 05111470001085 0160 N/A P1 Day 6 URN-1
11	Fail	AA99071-03 05111470001086 0162 N/A P1 Day 0 URN-1
11	Fail	AA99071-03 05111470001087 0162 N/A P1 Day 1 URN-1
11	Fail	AA99071-03 05111470001088 0162 N/A P1 Day 2 URN-1
11	Fail	AA99071-03 05111470001089 0162 N/A P1 Day 3 URN-1
11	Fail	AA99071-03 05111470001090 0162 N/A P1 Day 4 URN-1
11	Fail	AA99071-03 05111470001091 0162 N/A P1 Day 5 URN-1
11	Fail	AA99071-03 05111470001092 0162 N/A P1 Day 6 URN-1
11	Fail	AA99071-03 05111470001093 0167 N/A P1 Day 0 URN-1
11	Fail	AA99071-03 05111470001094 0167 N/A P1 Day 1 URN-1
11	Fail	AA99071-03 05111470001095 0167 N/A P1 Day 2 URN-1
11	Fail	AA99071-03 05111470001096 0167 N/A P1 Day 3 URN-1
11	Fail	AA99071-03 05111470001097 0167 N/A P1 Day 4 URN-1
11	Fail	AA99071-03 05111470001098 0167 N/A P1 Day 5 URN-1
11	Fail	AA99071-03 05111470001099 0167 N/A P1 Day 6 URN-1
11	Fail	AA99071-03 05111470001100 0169 N/A P1 Day 0 URN-1
11	Fail	AA99071-03 05111470001101 0169 N/A P1 Day 1 URN-1
11	Fail	AA99071-03 05111470001102 0169 N/A P1 Day 2 URN-1
11	Fail	AA99071-03 05111470001103 0169 N/A P1 Day 3 URN-1
11	Fail	AA99071-03 05111470001104 0169 N/A P1 Day 4 URN-1
11	Fail	AA99071-03 05111470001105 0169 N/A P1 Day 5 URN-1
11	Fail	AA99071-03 05111470001106 0169 N/A P1 Day 6 URN-1
12	Fail	AA99071-03 05111470000827 0086 N/A P1 Day 0 URN-1
12	Fail	AA99071-03 05111470000828 0086 N/A P1 Day 1 URN-1

3-HPMA, HBMA, and CEMA in Human Urine
Celerion Study AA99071-03

Run ID	Reason	Sample Name
12	Fail	AA99071-03 05111470000829 0086 N/A P1 Day 2 URN-1
12	Fail	AA99071-03 05111470000830 0086 N/A P1 Day 3 URN-1
12	Fail	AA99071-03 05111470000831 0086 N/A P1 Day 4 URN-1
12	Fail	AA99071-03 05111470000832 0086 N/A P1 Day 5 URN-1
12	Fail	AA99071-03 05111470000833 0086 N/A P1 Day 6 URN-1
12	Fail	AA99071-03 05111470000834 0087 N/A P1 Day 0 URN-1
12	Fail	AA99071-03 05111470000835 0087 N/A P1 Day 1 URN-1
12	Fail	AA99071-03 05111470000836 0087 N/A P1 Day 2 URN-1
12	Fail	AA99071-03 05111470000837 0087 N/A P1 Day 3 URN-1
12	Fail	AA99071-03 05111470000838 0087 N/A P1 Day 4 URN-1
12	Fail	AA99071-03 05111470000839 0087 N/A P1 Day 5 URN-1
12	Fail	AA99071-03 05111470000840 0087 N/A P1 Day 6 URN-1
12	Fail	AA99071-03 05111470000841 0088 N/A P1 Day 0 URN-1
12	Fail	AA99071-03 05111470000842 0088 N/A P1 Day 1 URN-1
12	Fail	AA99071-03 05111470000843 0088 N/A P1 Day 2 URN-1
12	Fail	AA99071-03 05111470000844 0088 N/A P1 Day 3 URN-1
12	Fail	AA99071-03 05111470000845 0088 N/A P1 Day 4 URN-1
12	Fail	AA99071-03 05111470000846 0088 N/A P1 Day 5 URN-1
12	Fail	AA99071-03 05111470000847 0088 N/A P1 Day 6 URN-1
12	Fail	AA99071-03 05111470000849 0090 N/A P1 Day 1 URN-1
12	Fail	AA99071-03 05111470000850 0090 N/A P1 Day 2 URN-1
12	Fail	AA99071-03 05111470000851 0090 N/A P1 Day 3 URN-1
12	Fail	AA99071-03 05111470000852 0090 N/A P1 Day 4 URN-1
12	Fail	AA99071-03 05111470000853 0090 N/A P1 Day 5 URN-1
12	Fail	AA99071-03 05111470000854 0090 N/A P1 Day 6 URN-1
12	Fail	AA99071-03 05111470000855 0093 N/A P1 Day 0 URN-1
12	Fail	AA99071-03 05111470000857 0093 N/A P1 Day 2 URN-1
12	Fail	AA99071-03 05111470000858 0093 N/A P1 Day 3 URN-1
12	Fail	AA99071-03 05111470000859 0093 N/A P1 Day 4 URN-1
12	Fail	AA99071-03 05111470000860 0093 N/A P1 Day 5 URN-1
12	Fail	AA99071-03 05111470000861 0093 N/A P1 Day 6 URN-1
12	Fail	AA99071-03 05111470000862 0104 N/A P1 Day 0 URN-1
12	Fail	AA99071-03 05111470000863 0104 N/A P1 Day 1 URN-1
12	Fail	AA99071-03 05111470000864 0104 N/A P1 Day 2 URN-1
12	Fail	AA99071-03 05111470000865 0104 N/A P1 Day 3 URN-1
12	Fail	AA99071-03 05111470000866 0104 N/A P1 Day 4 URN-1
12	Fail	AA99071-03 05111470000867 0104 N/A P1 Day 5 URN-1
12	Fail	AA99071-03 05111470000868 0104 N/A P1 Day 6 URN-1
12	Fail	AA99071-03 05111470000869 0105 N/A P1 Day 0 URN-1
12	Fail	AA99071-03 05111470000870 0105 N/A P1 Day 1 URN-1
12	Fail	AA99071-03 05111470000871 0105 N/A P1 Day 2 URN-1
12	Fail	AA99071-03 05111470000872 0105 N/A P1 Day 3 URN-1
12	Fail	AA99071-03 05111470000873 0105 N/A P1 Day 4 URN-1

3-HPMA, HBMA, and CEMA in Human Urine
Celerion Study AA99071-03

Run ID	Reason	Sample Name
12	Fail	AA99071-03 05111470000874 0105 N/A P1 Day 5 URN-1
12	Fail	AA99071-03 05111470000875 0105 N/A P1 Day 6 URN-1
12	Fail	AA99071-03 05111470000876 0106 N/A P1 Day 0 URN-1
12	Fail	AA99071-03 05111470000877 0106 N/A P1 Day 1 URN-1
12	Fail	AA99071-03 05111470000878 0106 N/A P1 Day 2 URN-1
12	Fail	AA99071-03 05111470000879 0106 N/A P1 Day 3 URN-1
12	Fail	AA99071-03 05111470000880 0106 N/A P1 Day 4 URN-1
12	Fail	AA99071-03 05111470000881 0106 N/A P1 Day 5 URN-1
12	Fail	AA99071-03 05111470000882 0106 N/A P1 Day 6 URN-1
12	Fail	AA99071-03 05111470000883 0107 N/A P1 Day 0 URN-1
12	Fail	AA99071-03 05111470000884 0107 N/A P1 Day 1 URN-1
12	Fail	AA99071-03 05111470000885 0107 N/A P1 Day 2 URN-1
12	Fail	AA99071-03 05111470000886 0107 N/A P1 Day 3 URN-1
12	Fail	AA99071-03 05111470000887 0107 N/A P1 Day 4 URN-1
12	Fail	AA99071-03 05111470000888 0107 N/A P1 Day 5 URN-1
12	Fail	AA99071-03 05111470000889 0107 N/A P1 Day 6 URN-1
13	Fail	AA99071-03 05111470000912 0117 N/A P1 Day 1 URN-1
13	Fail	AA99071-03 05111470000924 0118 N/A P1 Day 6 URN-1
13	Fail	AA99071-03 05111470000946 0126 N/A P1 Day 0 URN-1
13	Fail	AA99071-03 05111470000947 0126 N/A P1 Day 1 URN-1
13	Fail	AA99071-03 05111470000948 0126 N/A P1 Day 2 URN-1
13	Fail	AA99071-03 05111470000949 0126 N/A P1 Day 3 URN-1
13	Fail	AA99071-03 05111470000950 0126 N/A P1 Day 4 URN-1
13	Fail	AA99071-03 05111470000951 0126 N/A P1 Day 5 URN-1
13	Fail	AA99071-03 05111470000952 0126 N/A P1 Day 6 URN-1
13	Fail	AA99071-03 05111470000953 0127 N/A P1 Day 0 URN-1
13	Fail	AA99071-03 05111470000954 0127 N/A P1 Day 1 URN-1
13	Fail	AA99071-03 05111470000955 0127 N/A P1 Day 2 URN-1
13	Fail	AA99071-03 05111470000956 0127 N/A P1 Day 3 URN-1
13	Fail	AA99071-03 05111470000957 0127 N/A P1 Day 4 URN-1
13	Fail	AA99071-03 05111470000958 0127 N/A P1 Day 5 URN-1
13	Fail	AA99071-03 05111470000959 0127 N/A P1 Day 6 URN-1
13	Fail	AA99071-03 05111470000960 0128 N/A P1 Day 0 URN-1
13	Fail	AA99071-03 05111470000961 0128 N/A P1 Day 1 URN-1
13	Fail	AA99071-03 05111470000962 0128 N/A P1 Day 2 URN-1
13	Fail	AA99071-03 05111470000963 0128 N/A P1 Day 3 URN-1
13	Fail	AA99071-03 05111470000964 0128 N/A P1 Day 4 URN-1
13	Fail	AA99071-03 05111470000965 0128 N/A P1 Day 5 URN-1
13	Fail	AA99071-03 05111470000966 0128 N/A P1 Day 6 URN-1
13	Fail	AA99071-03 05111470000967 0129 N/A P1 Day 0 URN-1
13	Fail	AA99071-03 05111470000968 0129 N/A P1 Day 1 URN-1
13	Fail	AA99071-03 05111470000969 0129 N/A P1 Day 2 URN-1
13	Fail	AA99071-03 05111470000970 0129 N/A P1 Day 3 URN-1

3-HPMA, HBMA, and CEMA in Human Urine
Celerion Study AA99071-03

Run ID	Reason	Sample Name
13	Fail	AA99071-03 05111470000971 0129 N/A P1 Day 4 URN-1
13	Fail	AA99071-03 05111470000972 0129 N/A P1 Day 5 URN-1
13	Fail	AA99071-03 05111470000973 0129 N/A P1 Day 6 URN-1
13	Fail	AA99071-03 05111470000974 0130 N/A P1 Day 0 URN-1
13	Fail	AA99071-03 05111470000975 0130 N/A P1 Day 1 URN-1
13	Fail	AA99071-03 05111470000976 0130 N/A P1 Day 2 URN-1
13	Fail	AA99071-03 05111470000977 0130 N/A P1 Day 3 URN-1
13	Fail	AA99071-03 05111470000978 0130 N/A P1 Day 4 URN-1
13	Fail	AA99071-03 05111470000979 0130 N/A P1 Day 5 URN-1
13	Fail	AA99071-03 05111470000980 0130 N/A P1 Day 6 URN-1
13	Fail	AA99071-03 05111470000981 0133 N/A P1 Day 0 URN-1
13	Fail	AA99071-03 05111470000982 0133 N/A P1 Day 1 URN-1
13	Fail	AA99071-03 05111470000983 0133 N/A P1 Day 2 URN-1
13	Fail	AA99071-03 05111470000984 0133 N/A P1 Day 3 URN-1
13	Fail	AA99071-03 05111470000985 0133 N/A P1 Day 4 URN-1
13	Fail	AA99071-03 05111470000986 0133 N/A P1 Day 5 URN-1
13	Fail	AA99071-03 05111470000987 0133 N/A P1 Day 6 URN-1
13	Fail	AA99071-03 05111470000239 0134 N/A P1 Day 0 URN-1
13	Fail	AA99071-03 05111470000240 0134 N/A P1 Day 1 URN-1
13	Fail	AA99071-03 05111470000241 0134 N/A P1 Day 2 URN-1
13	Fail	AA99071-03 05111470000242 0134 N/A P1 Day 3 URN-1
13	Fail	AA99071-03 05111470000243 0134 N/A P1 Day 4 URN-1
13	Fail	AA99071-03 05111470000244 0134 N/A P1 Day 5 URN-1
13	Fail	AA99071-03 05111470000245 0134 N/A P1 Day 6 URN-1
13	Fail	AA99071-03 05111470000988 0136 N/A P1 Day 0 URN-1
13	Fail	AA99071-03 05111470000989 0136 N/A P1 Day 1 URN-1
13	Fail	AA99071-03 05111470000990 0136 N/A P1 Day 2 URN-1
13	Fail	AA99071-03 05111470000991 0136 N/A P1 Day 3 URN-1
13	Fail	AA99071-03 05111470000992 0136 N/A P1 Day 4 URN-1
13	Fail	AA99071-03 05111470000993 0136 N/A P1 Day 5 URN-1
13	Fail	AA99071-03 05111470000994 0136 N/A P1 Day 6 URN-1
14	Fail	AA99071-03 05111470000995 0137 N/A P1 Day 0 URN-1
14	Fail	AA99071-03 05111470000996 0137 N/A P1 Day 1 URN-1
14	Fail	AA99071-03 05111470000997 0137 N/A P1 Day 2 URN-1
14	Fail	AA99071-03 05111470000998 0137 N/A P1 Day 3 URN-1
14	Fail	AA99071-03 05111470000999 0137 N/A P1 Day 4 URN-1
14	Fail	AA99071-03 05111470001000 0137 N/A P1 Day 5 URN-1
14	Fail	AA99071-03 05111470001001 0137 N/A P1 Day 6 URN-1
14	Fail	AA99071-03 05111470001002 0139 N/A P1 Day 0 URN-1
14	Fail	AA99071-03 05111470001003 0139 N/A P1 Day 1 URN-1
14	Fail	AA99071-03 05111470001004 0139 N/A P1 Day 2 URN-1
14	Fail	AA99071-03 05111470001005 0139 N/A P1 Day 3 URN-1
14	Fail	AA99071-03 05111470001006 0139 N/A P1 Day 4 URN-1

3-HPMA, HBMA, and CEMA in Human Urine
Celerion Study AA99071-03

Run ID	Reason	Sample Name
14	Fail	AA99071-03 05111470001007 0139 N/A P1 Day 5 URN-1
14	Fail	AA99071-03 05111470001008 0139 N/A P1 Day 6 URN-1
14	Fail	AA99071-03 05111470001009 0140 N/A P1 Day 0 URN-1
14	Fail	AA99071-03 05111470001010 0140 N/A P1 Day 1 URN-1
14	Fail	AA99071-03 05111470001011 0140 N/A P1 Day 2 URN-1
14	Fail	AA99071-03 05111470001012 0140 N/A P1 Day 3 URN-1
14	Fail	AA99071-03 05111470001013 0140 N/A P1 Day 4 URN-1
14	Fail	AA99071-03 05111470001014 0140 N/A P1 Day 5 URN-1
14	Fail	AA99071-03 05111470001015 0140 N/A P1 Day 6 URN-1
14	Fail	AA99071-03 05111470001016 0145 N/A P1 Day 0 URN-1
14	Fail	AA99071-03 05111470001017 0145 N/A P1 Day 1 URN-1
14	Fail	AA99071-03 05111470001018 0145 N/A P1 Day 2 URN-1
14	Fail	AA99071-03 05111470001019 0145 N/A P1 Day 3 URN-1
14	Fail	AA99071-03 05111470001020 0145 N/A P1 Day 4 URN-1
14	Fail	AA99071-03 05111470001021 0145 N/A P1 Day 5 URN-1
14	Fail	AA99071-03 05111470001022 0145 N/A P1 Day 6 URN-1
14	Fail	AA99071-03 05111470001023 0147 N/A P1 Day 0 URN-1
14	Fail	AA99071-03 05111470001024 0147 N/A P1 Day 1 URN-1
14	Fail	AA99071-03 05111470001025 0147 N/A P1 Day 2 URN-1
14	Fail	AA99071-03 05111470001026 0147 N/A P1 Day 3 URN-1
14	Fail	AA99071-03 05111470001027 0147 N/A P1 Day 4 URN-1
14	Fail	AA99071-03 05111470001028 0147 N/A P1 Day 5 URN-1
14	Fail	AA99071-03 05111470001029 0147 N/A P1 Day 6 URN-1
14	Fail	AA99071-03 05111470001030 0148 N/A P1 Day 0 URN-1
14	Fail	AA99071-03 05111470001031 0148 N/A P1 Day 1 URN-1
14	Fail	AA99071-03 05111470001032 0148 N/A P1 Day 2 URN-1
14	Fail	AA99071-03 05111470001033 0148 N/A P1 Day 3 URN-1
14	Fail	AA99071-03 05111470001034 0148 N/A P1 Day 4 URN-1
14	Fail	AA99071-03 05111470001035 0148 N/A P1 Day 5 URN-1
14	Fail	AA99071-03 05111470001036 0148 N/A P1 Day 6 URN-1
14	Fail	AA99071-03 05111470001037 0149 N/A P1 Day 0 URN-1
14	Fail	AA99071-03 05111470001038 0149 N/A P1 Day 1 URN-1
14	Fail	AA99071-03 05111470001039 0149 N/A P1 Day 2 URN-1
14	Fail	AA99071-03 05111470001040 0149 N/A P1 Day 3 URN-1
14	Fail	AA99071-03 05111470001041 0149 N/A P1 Day 4 URN-1
14	Fail	AA99071-03 05111470001042 0149 N/A P1 Day 5 URN-1
14	Fail	AA99071-03 05111470001043 0149 N/A P1 Day 6 URN-1
14	Fail	AA99071-03 05111470001044 0150 N/A P1 Day 0 URN-1
14	Fail	AA99071-03 05111470001045 0150 N/A P1 Day 1 URN-1
14	Fail	AA99071-03 05111470001046 0150 N/A P1 Day 2 URN-1
14	Fail	AA99071-03 05111470001047 0150 N/A P1 Day 3 URN-1
14	Fail	AA99071-03 05111470001048 0150 N/A P1 Day 4 URN-1
14	Fail	AA99071-03 05111470001049 0150 N/A P1 Day 5 URN-1

3-HPMA, HBMA, and CEMA in Human Urine
Celerion Study AA99071-03

Run ID	Reason	Sample Name
14	Fail	AA99071-03 05111470001050 0150 N/A P1 Day 6 URN-1
15	Fail	AA99071-03 05111470001107 0170 N/A P1 Day 0 URN-1
15	Fail	AA99071-03 05111470001108 0170 N/A P1 Day 1 URN-1
15	Fail	AA99071-03 05111470001109 0170 N/A P1 Day 2 URN-1
15	Fail	AA99071-03 05111470001110 0170 N/A P1 Day 3 URN-1
15	Fail	AA99071-03 05111470001111 0170 N/A P1 Day 4 URN-1
15	Fail	AA99071-03 05111470001112 0170 N/A P1 Day 5 URN-1
15	Fail	AA99071-03 05111470001113 0170 N/A P1 Day 6 URN-1
15	Fail	AA99071-03 05111470001114 0177 N/A P1 Day 0 URN-1
15	Fail	AA99071-03 05111470001115 0177 N/A P1 Day 1 URN-1
15	Fail	AA99071-03 05111470001116 0177 N/A P1 Day 2 URN-1
15	Fail	AA99071-03 05111470001117 0177 N/A P1 Day 3 URN-1
15	Fail	AA99071-03 05111470001118 0177 N/A P1 Day 4 URN-1
15	Fail	AA99071-03 05111470001119 0177 N/A P1 Day 5 URN-1
15	Fail	AA99071-03 05111470001120 0177 N/A P1 Day 6 URN-1
15	Fail	AA99071-03 05111470000247 0181 N/A P1 Day 1 URN-1
15	Fail	AA99071-03 05111470000248 0181 N/A P1 Day 2 URN-1
15	Fail	AA99071-03 05111470000249 0181 N/A P1 Day 3 URN-1
15	Fail	AA99071-03 05111470000250 0181 N/A P1 Day 4 URN-1
15	Fail	AA99071-03 05111470000251 0181 N/A P1 Day 5 URN-1
15	Fail	AA99071-03 05111470000252 0181 N/A P1 Day 6 URN-1
15	Fail	AA99071-03 05111470000197 0183 N/A P1 Day 0 URN-1
15	Fail	AA99071-03 05111470000198 0183 N/A P1 Day 1 URN-1
15	Fail	AA99071-03 05111470000199 0183 N/A P1 Day 2 URN-1
15	Fail	AA99071-03 05111470000200 0183 N/A P1 Day 3 URN-1
15	Fail	AA99071-03 05111470000201 0183 N/A P1 Day 4 URN-1
15	Fail	AA99071-03 05111470000202 0183 N/A P1 Day 5 URN-1
15	Fail	AA99071-03 05111470000203 0183 N/A P1 Day 6 URN-1
15	Fail	AA99071-03 05111470000204 0185 N/A P1 Day 0 URN-1
15	Fail	AA99071-03 05111470000205 0185 N/A P1 Day 1 URN-1
15	Fail	AA99071-03 05111470000206 0185 N/A P1 Day 2 URN-1
15	Fail	AA99071-03 05111470000207 0185 N/A P1 Day 3 URN-1
15	Fail	AA99071-03 05111470000208 0185 N/A P1 Day 4 URN-1
15	Fail	AA99071-03 05111470000209 0185 N/A P1 Day 5 URN-1
15	Fail	AA99071-03 05111470000210 0185 N/A P1 Day 6 URN-1
15	Fail	AA99071-03 05111470000211 0187 N/A P1 Day 0 URN-1
15	Fail	AA99071-03 05111470000212 0187 N/A P1 Day 1 URN-1
15	Fail	AA99071-03 05111470000213 0187 N/A P1 Day 2 URN-1
15	Fail	AA99071-03 05111470000214 0187 N/A P1 Day 3 URN-1
15	Fail	AA99071-03 05111470000215 0187 N/A P1 Day 4 URN-1
15	Fail	AA99071-03 05111470000216 0187 N/A P1 Day 5 URN-1
15	Fail	AA99071-03 05111470000217 0187 N/A P1 Day 6 URN-1
15	Fail	AA99071-03 05111470000254 0189 N/A P1 Day 1 URN-1

3-HPMA, HBMA, and CEMA in Human Urine
Celerion Study AA99071-03

Run ID	Reason	Sample Name
15	Fail	AA99071-03 05111470000255 0189 N/A P1 Day 2 URN-1
15	Fail	AA99071-03 05111470000256 0189 N/A P1 Day 3 URN-1
15	Fail	AA99071-03 05111470000257 0189 N/A P1 Day 4 URN-1
15	Fail	AA99071-03 05111470000258 0189 N/A P1 Day 5 URN-1
15	Fail	AA99071-03 05111470000259 0189 N/A P1 Day 6 URN-1
15	Fail	AA99071-03 05111470000218 0190 N/A P1 Day 0 URN-1
15	Fail	AA99071-03 05111470000219 0190 N/A P1 Day 1 URN-1
15	Fail	AA99071-03 05111470000220 0190 N/A P1 Day 2 URN-1
15	Fail	AA99071-03 05111470000221 0190 N/A P1 Day 3 URN-1
15	Fail	AA99071-03 05111470000222 0190 N/A P1 Day 4 URN-1
15	Fail	AA99071-03 05111470000223 0190 N/A P1 Day 5 URN-1
15	Fail	AA99071-03 05111470000224 0190 N/A P1 Day 6 URN-1
15	Fail	AA99071-03 05111470000225 0191 N/A P1 Day 0 URN-1
15	Fail	AA99071-03 05111470000226 0191 N/A P1 Day 1 URN-1
15	Fail	AA99071-03 05111470000227 0191 N/A P1 Day 2 URN-1
15	Fail	AA99071-03 05111470000228 0191 N/A P1 Day 3 URN-1
15	Fail	AA99071-03 05111470000229 0191 N/A P1 Day 4 URN-1
15	Fail	AA99071-03 05111470000230 0191 N/A P1 Day 5 URN-1
15	Fail	AA99071-03 05111470000231 0191 N/A P1 Day 6 URN-1
16	Fail	AA99071-03 05111470000232 0192 N/A P1 Day 0 URN-1
16	Fail	AA99071-03 05111470000233 0192 N/A P1 Day 1 URN-1
16	Fail	AA99071-03 05111470000234 0192 N/A P1 Day 2 URN-1
16	Fail	AA99071-03 05111470000235 0192 N/A P1 Day 3 URN-1
16	Fail	AA99071-03 05111470000236 0192 N/A P1 Day 4 URN-1
16	Fail	AA99071-03 05111470000237 0192 N/A P1 Day 5 URN-1
16	Fail	AA99071-03 05111470000238 0192 N/A P1 Day 6 URN-1
16	Fail	AA99071-03 05111470000260 0193 N/A P1 Day 0 URN-1
16	Fail	AA99071-03 05111470000261 0193 N/A P1 Day 1 URN-1
16	Fail	AA99071-03 05111470000262 0193 N/A P1 Day 2 URN-1
16	Fail	AA99071-03 05111470000263 0193 N/A P1 Day 3 URN-1
16	Fail	AA99071-03 05111470000267 0195 N/A P1 Day 0 URN-1
16	Fail	AA99071-03 05111470000268 0195 N/A P1 Day 1 URN-1
16	Fail	AA99071-03 05111470000269 0195 N/A P1 Day 2 URN-1
16	Fail	AA99071-03 05111470000270 0195 N/A P1 Day 3 URN-1
16	Fail	AA99071-03 05111470000274 0196 N/A P1 Day 0 URN-1
16	Fail	AA99071-03 05111470000275 0196 N/A P1 Day 1 URN-1
16	Fail	AA99071-03 05111470000276 0196 N/A P1 Day 2 URN-1
16	Fail	AA99071-03 05111470000277 0196 N/A P1 Day 3 URN-1
16	Fail	AA99071-03 05111470000281 0197 N/A P1 Day 0 URN-1
16	Fail	AA99071-03 05111470000282 0197 N/A P1 Day 1 URN-1
16	Fail	AA99071-03 05111470000283 0197 N/A P1 Day 2 URN-1
16	Fail	AA99071-03 05111470000284 0197 N/A P1 Day 3 URN-1
16	Fail	AA99071-03 05111470000288 0198 N/A P1 Day 0 URN-1

3-HPMA, HBMA, and CEMA in Human Urine
Celerion Study AA99071-03

Run ID	Reason	Sample Name
16	Fail	AA99071-03 05111470000289 0198 N/A P1 Day 1 URN-1
16	Fail	AA99071-03 05111470000290 0198 N/A P1 Day 2 URN-1
16	Fail	AA99071-03 05111470000291 0198 N/A P1 Day 3 URN-1
16	Fail	AA99071-03 05111470000295 0200 N/A P1 Day 0 URN-1
16	Fail	AA99071-03 05111470000296 0200 N/A P1 Day 1 URN-1
16	Fail	AA99071-03 05111470000297 0200 N/A P1 Day 2 URN-1
16	Fail	AA99071-03 05111470000298 0200 N/A P1 Day 3 URN-1
16	Fail	AA99071-03 05111470000302 0202 N/A P1 Day 0 URN-1
16	Fail	AA99071-03 05111470000303 0202 N/A P1 Day 1 URN-1
16	Fail	AA99071-03 05111470000304 0202 N/A P1 Day 2 URN-1
16	Fail	AA99071-03 05111470000305 0202 N/A P1 Day 3 URN-1
16	Fail	AA99071-03 05111470000309 0203 N/A P1 Day 0 URN-1
16	Fail	AA99071-03 05111470000310 0203 N/A P1 Day 1 URN-1
16	Fail	AA99071-03 05111470000311 0203 N/A P1 Day 2 URN-1
16	Fail	AA99071-03 05111470000312 0203 N/A P1 Day 3 URN-1
16	Fail	AA99071-03 05111470000316 0204 N/A P1 Day 0 URN-1
16	Fail	AA99071-03 05111470000317 0204 N/A P1 Day 1 URN-1
16	Fail	AA99071-03 05111470000318 0204 N/A P1 Day 2 URN-1
16	Fail	AA99071-03 05111470000319 0204 N/A P1 Day 3 URN-1
16	Fail	AA99071-03 05111470000323 0206 N/A P1 Day 0 URN-1
16	Fail	AA99071-03 05111470000324 0206 N/A P1 Day 1 URN-1
16	Fail	AA99071-03 05111470000325 0206 N/A P1 Day 2 URN-1
16	Fail	AA99071-03 05111470000326 0206 N/A P1 Day 3 URN-1
16	Fail	AA99071-03 05111470000330 0210 N/A P1 Day 0 URN-1
16	Fail	AA99071-03 05111470000331 0210 N/A P1 Day 1 URN-1
16	Fail	AA99071-03 05111470000332 0210 N/A P1 Day 2 URN-1
16	Fail	AA99071-03 05111470000333 0210 N/A P1 Day 3 URN-1
16	Fail	AA99071-03 05111470000344 0216 N/A P1 Day 0 URN-1
16	Fail	AA99071-03 05111470000345 0216 N/A P1 Day 1 URN-1
16	Fail	AA99071-03 05111470000346 0216 N/A P1 Day 2 URN-1
16	Fail	AA99071-03 05111470000347 0216 N/A P1 Day 3 URN-1
16	Fail	AA99071-03 05111470000351 0218 N/A P1 Day 0 URN-1
16	Fail	AA99071-03 05111470000352 0218 N/A P1 Day 1 URN-1
16	Fail	AA99071-03 05111470000353 0218 N/A P1 Day 2 URN-1
16	Fail	AA99071-03 05111470000354 0218 N/A P1 Day 3 URN-1
17	Fail	AA99071-03 05111470000358 0220 N/A P1 Day 0 URN-1
17	Fail	AA99071-03 05111470000359 0220 N/A P1 Day 1 URN-1
17	Fail	AA99071-03 05111470000360 0220 N/A P1 Day 2 URN-1
17	Fail	AA99071-03 05111470000361 0220 N/A P1 Day 3 URN-1
17	Fail	AA99071-03 05111470000365 0224 N/A P1 Day 0 URN-1
17	Fail	AA99071-03 05111470000366 0224 N/A P1 Day 1 URN-1
17	Fail	AA99071-03 05111470000367 0224 N/A P1 Day 2 URN-1
17	Fail	AA99071-03 05111470000368 0224 N/A P1 Day 3 URN-1

3-HPMA, HBMA, and CEMA in Human Urine
Celerion Study AA99071-03

Run ID	Reason	Sample Name
17	Fail	AA99071-03 05111470000372 0228 N/A P1 Day 0 URN-1
17	Fail	AA99071-03 05111470000373 0228 N/A P1 Day 1 URN-1
17	Fail	AA99071-03 05111470000374 0228 N/A P1 Day 2 URN-1
17	Fail	AA99071-03 05111470000375 0228 N/A P1 Day 3 URN-1
17	Fail	AA99071-03 05111470000379 0229 N/A P1 Day 0 URN-1
17	Fail	AA99071-03 05111470000380 0229 N/A P1 Day 1 URN-1
17	Fail	AA99071-03 05111470000381 0229 N/A P1 Day 2 URN-1
17	Fail	AA99071-03 05111470000382 0229 N/A P1 Day 3 URN-1
17	Fail	AA99071-03 05111470000386 0230 N/A P1 Day 0 URN-1
17	Fail	AA99071-03 05111470000387 0230 N/A P1 Day 1 URN-1
17	Fail	AA99071-03 05111470000388 0230 N/A P1 Day 2 URN-1
17	Fail	AA99071-03 05111470000389 0230 N/A P1 Day 3 URN-1
17	Fail	AA99071-03 05111470000393 0232 N/A P1 Day 0 URN-1
17	Fail	AA99071-03 05111470000394 0232 N/A P1 Day 1 URN-1
17	Fail	AA99071-03 05111470000395 0232 N/A P1 Day 2 URN-1
17	Fail	AA99071-03 05111470000396 0232 N/A P1 Day 3 URN-1
17	Fail	AA99071-03 05111470000400 0234 N/A P1 Day 0 URN-1
17	Fail	AA99071-03 05111470000401 0234 N/A P1 Day 1 URN-1
17	Fail	AA99071-03 05111470000402 0234 N/A P1 Day 2 URN-1
17	Fail	AA99071-03 05111470000403 0234 N/A P1 Day 3 URN-1
17	Fail	AA99071-03 05111470000407 0240 N/A P1 Day 0 URN-1
17	Fail	AA99071-03 05111470000408 0240 N/A P1 Day 1 URN-1
17	Fail	AA99071-03 05111470000409 0240 N/A P1 Day 2 URN-1
17	Fail	AA99071-03 05111470000410 0240 N/A P1 Day 3 URN-1
17	Fail	AA99071-03 05111470000414 0241 N/A P1 Day 0 URN-1
17	Fail	AA99071-03 05111470000415 0241 N/A P1 Day 1 URN-1
17	Fail	AA99071-03 05111470000416 0241 N/A P1 Day 2 URN-1
17	Fail	AA99071-03 05111470000417 0241 N/A P1 Day 3 URN-1
17	Fail	AA99071-03 05111470000428 0244 N/A P1 Day 0 URN-1
17	Fail	AA99071-03 05111470000429 0244 N/A P1 Day 1 URN-1
17	Fail	AA99071-03 05111470000430 0244 N/A P1 Day 2 URN-1
17	Fail	AA99071-03 05111470000431 0244 N/A P1 Day 3 URN-1
17	Fail	AA99071-03 05111470000449 0249 N/A P1 Day 0 URN-1
17	Fail	AA99071-03 05111470000450 0249 N/A P1 Day 1 URN-1
17	Fail	AA99071-03 05111470000451 0249 N/A P1 Day 2 URN-1
17	Fail	AA99071-03 05111470000452 0249 N/A P1 Day 3 URN-1
17	Fail	AA99071-03 05111470000456 0251 N/A P1 Day 0 URN-1
17	Fail	AA99071-03 05111470000457 0251 N/A P1 Day 1 URN-1
17	Fail	AA99071-03 05111470000458 0251 N/A P1 Day 2 URN-1
17	Fail	AA99071-03 05111470000459 0251 N/A P1 Day 3 URN-1
17	Fail	AA99071-03 05111470000463 0252 N/A P1 Day 0 URN-1
17	Fail	AA99071-03 05111470000464 0252 N/A P1 Day 1 URN-1
17	Fail	AA99071-03 05111470000465 0252 N/A P1 Day 2 URN-1

3-HPMA, HBMA, and CEMA in Human Urine
Celerion Study AA99071-03

Run ID	Reason	Sample Name
17	Fail	AA99071-03 05111470000466 0252 N/A P1 Day 3 URN-1
17	Fail	AA99071-03 05111470000470 0255 N/A P1 Day 0 URN-1
17	Fail	AA99071-03 05111470000471 0255 N/A P1 Day 1 URN-1
17	Fail	AA99071-03 05111470000472 0255 N/A P1 Day 2 URN-1
17	Fail	AA99071-03 05111470000473 0255 N/A P1 Day 3 URN-1
17	Fail	AA99071-03 05111470000477 0256 N/A P1 Day 0 URN-1
17	Fail	AA99071-03 05111470000478 0256 N/A P1 Day 1 URN-1
17	Fail	AA99071-03 05111470000479 0256 N/A P1 Day 2 URN-1
17	Fail	AA99071-03 05111470000480 0256 N/A P1 Day 3 URN-1
18	Fail	AA99071-03 05111470000484 0262 N/A P1 Day 0 URN-1
18	Fail	AA99071-03 05111470000485 0262 N/A P1 Day 1 URN-1
18	Fail	AA99071-03 05111470000486 0262 N/A P1 Day 2 URN-1
18	Fail	AA99071-03 05111470000487 0262 N/A P1 Day 3 URN-1
18	Fail	AA99071-03 05111470000491 0264 N/A P1 Day 0 URN-1
18	Fail	AA99071-03 05111470000492 0264 N/A P1 Day 1 URN-1
18	Fail	AA99071-03 05111470000493 0264 N/A P1 Day 2 URN-1
18	Fail	AA99071-03 05111470000494 0264 N/A P1 Day 3 URN-1
18	Fail	AA99071-03 05111470000498 0265 N/A P1 Day 0 URN-1
18	Fail	AA99071-03 05111470000499 0265 N/A P1 Day 1 URN-1
18	Fail	AA99071-03 05111470000500 0265 N/A P1 Day 2 URN-1
18	Fail	AA99071-03 05111470000501 0265 N/A P1 Day 3 URN-1
18	Fail	AA99071-03 05111470000174 0057 N/A P1 Day 5 URN-1
18	Fail	AA99071-03 05111470000189 0062 N/A P1 Day 6 URN-1
18	Fail	AA99071-03 05111470000848 0090 N/A P1 Day 0 URN-1
18	Fail	AA99071-03 05111470000856 0093 N/A P1 Day 1 URN-1
18	Fail	AA99071-03 05111470000246 0181 N/A P1 Day 0 URN-1
18	Fail	AA99071-03 05111470000253 0189 N/A P1 Day 0 URN-1
18	Fail	AA99071-03 05111470000264 0193 N/A P1 Day 4 URN-1
18	Fail	AA99071-03 05111470000265 0193 N/A P1 Day 5 URN-1
18	Fail	AA99071-03 05111470000266 0193 N/A P1 Day 6 URN-1
18	Fail	AA99071-03 05111470000271 0195 N/A P1 Day 4 URN-1
18	Fail	AA99071-03 05111470000272 0195 N/A P1 Day 5 URN-1
18	Fail	AA99071-03 05111470000273 0195 N/A P1 Day 6 URN-1
18	Fail	AA99071-03 05111470000278 0196 N/A P1 Day 4 URN-1
18	Fail	AA99071-03 05111470000279 0196 N/A P1 Day 5 URN-1
18	Fail	AA99071-03 05111470000280 0196 N/A P1 Day 6 URN-1
18	Fail	AA99071-03 05111470000285 0197 N/A P1 Day 4 URN-1
18	Fail	AA99071-03 05111470000286 0197 N/A P1 Day 5 URN-1
18	Fail	AA99071-03 05111470000287 0197 N/A P1 Day 6 URN-1
18	Fail	AA99071-03 05111470000292 0198 N/A P1 Day 4 URN-1
18	Fail	AA99071-03 05111470000293 0198 N/A P1 Day 5 URN-1
18	Fail	AA99071-03 05111470000294 0198 N/A P1 Day 6 URN-1
18	Fail	AA99071-03 05111470000299 0200 N/A P1 Day 4 URN-1

3-HPMA, HBMA, and CEMA in Human Urine
Celerion Study AA99071-03

Run ID	Reason	Sample Name
18	Fail	AA99071-03 05111470000300 0200 N/A P1 Day 5 URN-1
18	Fail	AA99071-03 05111470000301 0200 N/A P1 Day 6 URN-1
18	Fail	AA99071-03 05111470000306 0202 N/A P1 Day 4 URN-1
18	Fail	AA99071-03 05111470000307 0202 N/A P1 Day 5 URN-1
18	Fail	AA99071-03 05111470000308 0202 N/A P1 Day 6 URN-1
18	Fail	AA99071-03 05111470000313 0203 N/A P1 Day 4 URN-1
18	Fail	AA99071-03 05111470000314 0203 N/A P1 Day 5 URN-1
18	Fail	AA99071-03 05111470000315 0203 N/A P1 Day 6 URN-1
18	Fail	AA99071-03 05111470000320 0204 N/A P1 Day 4 URN-1
18	Fail	AA99071-03 05111470000321 0204 N/A P1 Day 5 URN-1
18	Fail	AA99071-03 05111470000322 0204 N/A P1 Day 6 URN-1
18	Fail	AA99071-03 05111470000327 0206 N/A P1 Day 4 URN-1
18	Fail	AA99071-03 05111470000328 0206 N/A P1 Day 5 URN-1
18	Fail	AA99071-03 05111470000329 0206 N/A P1 Day 6 URN-1
18	Fail	AA99071-03 05111470000334 0210 N/A P1 Day 4 URN-1
18	Fail	AA99071-03 05111470000335 0210 N/A P1 Day 5 URN-1
18	Fail	AA99071-03 05111470000336 0210 N/A P1 Day 6 URN-1
18	Fail	AA99071-03 05111470000348 0216 N/A P1 Day 4 URN-1
18	Fail	AA99071-03 05111470000349 0216 N/A P1 Day 5 URN-1
18	Fail	AA99071-03 05111470000350 0216 N/A P1 Day 6 URN-1
18	Fail	AA99071-03 05111470000355 0218 N/A P1 Day 4 URN-1
18	Fail	AA99071-03 05111470000356 0218 N/A P1 Day 5 URN-1
18	Fail	AA99071-03 05111470000357 0218 N/A P1 Day 6 URN-1
18	Fail	AA99071-03 05111470000362 0220 N/A P1 Day 4 URN-1
18	Fail	AA99071-03 05111470000363 0220 N/A P1 Day 5 URN-1
18	Fail	AA99071-03 05111470000364 0220 N/A P1 Day 6 URN-1
19	Fail	AA99071-03 05111470000708 0004 N/A P1 Day 0 URN-1
19	Fail	AA99071-03 05111470000709 0004 N/A P1 Day 1 URN-1
19	Fail	AA99071-03 05111470000710 0004 N/A P1 Day 2 URN-1
19	Fail	AA99071-03 05111470000711 0004 N/A P1 Day 3 URN-1
19	Fail	AA99071-03 05111470000712 0004 N/A P1 Day 4 URN-1
19	Fail	AA99071-03 05111470000713 0004 N/A P1 Day 5 URN-1
19	Fail	AA99071-03 05111470000714 0004 N/A P1 Day 6 URN-1
19	Fail	AA99071-03 05111470000715 0013 N/A P1 Day 0 URN-1
19	Fail	AA99071-03 05111470000716 0013 N/A P1 Day 1 URN-1
19	Fail	AA99071-03 05111470000717 0013 N/A P1 Day 2 URN-1
19	Fail	AA99071-03 05111470000718 0013 N/A P1 Day 3 URN-1
19	Fail	AA99071-03 05111470000719 0013 N/A P1 Day 4 URN-1
19	Fail	AA99071-03 05111470000720 0013 N/A P1 Day 5 URN-1
19	Fail	AA99071-03 05111470000721 0013 N/A P1 Day 6 URN-1
19	Fail	AA99071-03 05111470000722 0021 N/A P1 Day 0 URN-1
19	Fail	AA99071-03 05111470000723 0021 N/A P1 Day 1 URN-1
19	Fail	AA99071-03 05111470000724 0021 N/A P1 Day 2 URN-1

3-HPMA, HBMA, and CEMA in Human Urine
Celerion Study AA99071-03

Run ID	Reason	Sample Name
19	Fail	AA99071-03 05111470000725 0021 N/A P1 Day 3 URN-1
19	Fail	AA99071-03 05111470000726 0021 N/A P1 Day 4 URN-1
19	Fail	AA99071-03 05111470000727 0021 N/A P1 Day 5 URN-1
19	Fail	AA99071-03 05111470000728 0021 N/A P1 Day 6 URN-1
19	Fail	AA99071-03 05111470000729 0037 N/A P1 Day 0 URN-1
19	Fail	AA99071-03 05111470000730 0037 N/A P1 Day 1 URN-1
19	Fail	AA99071-03 05111470000731 0037 N/A P1 Day 2 URN-1
19	Fail	AA99071-03 05111470000732 0037 N/A P1 Day 3 URN-1
19	Fail	AA99071-03 05111470000733 0037 N/A P1 Day 4 URN-1
19	Fail	AA99071-03 05111470000734 0037 N/A P1 Day 5 URN-1
19	Fail	AA99071-03 05111470000735 0037 N/A P1 Day 6 URN-1
19	Fail	AA99071-03 05111470000736 0042 N/A P1 Day 0 URN-1
19	Fail	AA99071-03 05111470000737 0042 N/A P1 Day 1 URN-1
19	Fail	AA99071-03 05111470000738 0042 N/A P1 Day 2 URN-1
19	Fail	AA99071-03 05111470000739 0042 N/A P1 Day 3 URN-1
19	Fail	AA99071-03 05111470000740 0042 N/A P1 Day 4 URN-1
19	Fail	AA99071-03 05111470000741 0042 N/A P1 Day 5 URN-1
19	Fail	AA99071-03 05111470000742 0042 N/A P1 Day 6 URN-1
19	Fail	AA99071-03 05111470000743 0051 N/A P1 Day 0 URN-1
19	Fail	AA99071-03 05111470000744 0051 N/A P1 Day 1 URN-1
19	Fail	AA99071-03 05111470000745 0051 N/A P1 Day 2 URN-1
19	Fail	AA99071-03 05111470000746 0051 N/A P1 Day 3 URN-1
19	Fail	AA99071-03 05111470000747 0051 N/A P1 Day 4 URN-1
19	Fail	AA99071-03 05111470000748 0051 N/A P1 Day 5 URN-1
19	Fail	AA99071-03 05111470000749 0051 N/A P1 Day 6 URN-1
19	Fail	AA99071-03 05111470000750 0063 N/A P1 Day 0 URN-1
19	Fail	AA99071-03 05111470000751 0063 N/A P1 Day 1 URN-1
19	Fail	AA99071-03 05111470000752 0063 N/A P1 Day 2 URN-1
19	Fail	AA99071-03 05111470000753 0063 N/A P1 Day 3 URN-1
19	Fail	AA99071-03 05111470000754 0063 N/A P1 Day 4 URN-1
19	Fail	AA99071-03 05111470000755 0063 N/A P1 Day 5 URN-1
19	Fail	AA99071-03 05111470000756 0063 N/A P1 Day 6 URN-1
19	Fail	AA99071-03 05111470000063 0022 N/A P1 Day 6 URN-1
19	Fail	AA99071-03 05111470000117 0035 N/A P1 Day 4 URN-1
19	Fail	AA99071-03 05111470000118 0035 N/A P1 Day 5 URN-1
19	Fail	AA99071-03 05111470000119 0035 N/A P1 Day 6 URN-1
19	Fail	AA99071-03 05111470000131 0039 N/A P1 Day 4 URN-1
19	Fail	AA99071-03 05111470000194 0064 N/A P1 Day 4 URN-1
20	Fail	AA99071-03 05111470000369 0224 N/A P1 Day 4 URN-1
20	Fail	AA99071-03 05111470000370 0224 N/A P1 Day 5 URN-1
20	Fail	AA99071-03 05111470000371 0224 N/A P1 Day 6 URN-1
20	Fail	AA99071-03 05111470000376 0228 N/A P1 Day 4 URN-1
20	Fail	AA99071-03 05111470000377 0228 N/A P1 Day 5 URN-1

3-HPMA, HBMA, and CEMA in Human Urine
Celerion Study AA99071-03

Run ID	Reason	Sample Name
20	Fail	AA99071-03 05111470000378 0228 N/A P1 Day 6 URN-1
20	Fail	AA99071-03 05111470000383 0229 N/A P1 Day 4 URN-1
20	Fail	AA99071-03 05111470000384 0229 N/A P1 Day 5 URN-1
20	Fail	AA99071-03 05111470000385 0229 N/A P1 Day 6 URN-1
20	Fail	AA99071-03 05111470000390 0230 N/A P1 Day 4 URN-1
20	Fail	AA99071-03 05111470000391 0230 N/A P1 Day 5 URN-1
20	Fail	AA99071-03 05111470000392 0230 N/A P1 Day 6 URN-1
20	Fail	AA99071-03 05111470000397 0232 N/A P1 Day 4 URN-1
20	Fail	AA99071-03 05111470000398 0232 N/A P1 Day 5 URN-1
20	Fail	AA99071-03 05111470000399 0232 N/A P1 Day 6 URN-1
20	Fail	AA99071-03 05111470000404 0234 N/A P1 Day 4 URN-1
20	Fail	AA99071-03 05111470000405 0234 N/A P1 Day 5 URN-1
20	Fail	AA99071-03 05111470000406 0234 N/A P1 Day 6 URN-1
20	Fail	AA99071-03 05111470000411 0240 N/A P1 Day 4 URN-1
20	Fail	AA99071-03 05111470000412 0240 N/A P1 Day 5 URN-1
20	Fail	AA99071-03 05111470000413 0240 N/A P1 Day 6 URN-1
20	Fail	AA99071-03 05111470000418 0241 N/A P1 Day 4 URN-1
20	Fail	AA99071-03 05111470000419 0241 N/A P1 Day 5 URN-1
20	Fail	AA99071-03 05111470000420 0241 N/A P1 Day 6 URN-1
20	Fail	AA99071-03 05111470000432 0244 N/A P1 Day 4 URN-1
20	Fail	AA99071-03 05111470000433 0244 N/A P1 Day 5 URN-1
20	Fail	AA99071-03 05111470000434 0244 N/A P1 Day 6 URN-1
20	Fail	AA99071-03 05111470000453 0249 N/A P1 Day 4 URN-1
20	Fail	AA99071-03 05111470000454 0249 N/A P1 Day 5 URN-1
20	Fail	AA99071-03 05111470000455 0249 N/A P1 Day 6 URN-1
20	Fail	AA99071-03 05111470000460 0251 N/A P1 Day 4 URN-1
20	Fail	AA99071-03 05111470000461 0251 N/A P1 Day 5 URN-1
20	Fail	AA99071-03 05111470000462 0251 N/A P1 Day 6 URN-1
20	Fail	AA99071-03 05111470000467 0252 N/A P1 Day 4 URN-1
20	Fail	AA99071-03 05111470000468 0252 N/A P1 Day 5 URN-1
20	Fail	AA99071-03 05111470000469 0252 N/A P1 Day 6 URN-1
20	Fail	AA99071-03 05111470000474 0255 N/A P1 Day 4 URN-1
20	Fail	AA99071-03 05111470000475 0255 N/A P1 Day 5 URN-1
20	Fail	AA99071-03 05111470000476 0255 N/A P1 Day 6 URN-1
20	Fail	AA99071-03 05111470000481 0256 N/A P1 Day 4 URN-1
20	Fail	AA99071-03 05111470000482 0256 N/A P1 Day 5 URN-1
20	Fail	AA99071-03 05111470000483 0256 N/A P1 Day 6 URN-1
20	Fail	AA99071-03 05111470000488 0262 N/A P1 Day 4 URN-1
20	Fail	AA99071-03 05111470000489 0262 N/A P1 Day 5 URN-1
20	Fail	AA99071-03 05111470000490 0262 N/A P1 Day 6 URN-1
20	Fail	AA99071-03 05111470000495 0264 N/A P1 Day 4 URN-1
20	Fail	AA99071-03 05111470000496 0264 N/A P1 Day 5 URN-1
20	Fail	AA99071-03 05111470000497 0264 N/A P1 Day 6 URN-1

3-HPMA, HBMA, and CEMA in Human Urine
Celerion Study AA99071-03

Run ID	Reason	Sample Name
20	Fail	AA99071-03 05111470000502 0265 N/A P1 Day 4 URN-1
20	Fail	AA99071-03 05111470000503 0265 N/A P1 Day 5 URN-1
20	Fail	AA99071-03 05111470000504 0265 N/A P1 Day 6 URN-1
20	Fail	AA99071-03 05111470000505 0266 N/A P1 Day 0 URN-1
20	Fail	AA99071-03 05111470000506 0266 N/A P1 Day 1 URN-1
20	Fail	AA99071-03 05111470000507 0266 N/A P1 Day 2 URN-1
20	Fail	AA99071-03 05111470000508 0266 N/A P1 Day 3 URN-1
20	Fail	AA99071-03 05111470000519 0272 N/A P1 Day 0 URN-1
20	Fail	AA99071-03 05111470000520 0272 N/A P1 Day 1 URN-1
20	Fail	AA99071-03 05111470000521 0272 N/A P1 Day 2 URN-1
20	Fail	AA99071-03 05111470000522 0272 N/A P1 Day 3 URN-1
21	Fail	AA99071-03 05111470000526 0273 N/A P1 Day 0 URN-1
21	Fail	AA99071-03 05111470000527 0273 N/A P1 Day 1 URN-1
21	Fail	AA99071-03 05111470000528 0273 N/A P1 Day 2 URN-1
21	Fail	AA99071-03 05111470000529 0273 N/A P1 Day 3 URN-1
21	Fail	AA99071-03 05111470000533 0276 N/A P1 Day 0 URN-1
21	Fail	AA99071-03 05111470000534 0276 N/A P1 Day 1 URN-1
21	Fail	AA99071-03 05111470000535 0276 N/A P1 Day 2 URN-1
21	Fail	AA99071-03 05111470000536 0276 N/A P1 Day 3 URN-1
21	Fail	AA99071-03 05111470000540 0277 N/A P1 Day 0 URN-1
21	Fail	AA99071-03 05111470000541 0277 N/A P1 Day 1 URN-1
21	Fail	AA99071-03 05111470000542 0277 N/A P1 Day 2 URN-1
21	Fail	AA99071-03 05111470000543 0277 N/A P1 Day 3 URN-1
21	Fail	AA99071-03 05111470000547 0278 N/A P1 Day 0 URN-1
21	Fail	AA99071-03 05111470000548 0278 N/A P1 Day 1 URN-1
21	Fail	AA99071-03 05111470000549 0278 N/A P1 Day 2 URN-1
21	Fail	AA99071-03 05111470000550 0278 N/A P1 Day 3 URN-1
21	Fail	AA99071-03 05111470000554 0279 N/A P1 Day 0 URN-1
21	Fail	AA99071-03 05111470000555 0279 N/A P1 Day 1 URN-1
21	Fail	AA99071-03 05111470000556 0279 N/A P1 Day 2 URN-1
21	Fail	AA99071-03 05111470000557 0279 N/A P1 Day 3 URN-1
21	Fail	AA99071-03 05111470000561 0281 N/A P1 Day 0 URN-1
21	Fail	AA99071-03 05111470000562 0281 N/A P1 Day 1 URN-1
21	Fail	AA99071-03 05111470000563 0281 N/A P1 Day 2 URN-1
21	Fail	AA99071-03 05111470000564 0281 N/A P1 Day 3 URN-1
21	Fail	AA99071-03 05111470000568 0282 N/A P1 Day 0 URN-1
21	Fail	AA99071-03 05111470000569 0282 N/A P1 Day 1 URN-1
21	Fail	AA99071-03 05111470000570 0282 N/A P1 Day 2 URN-1
21	Fail	AA99071-03 05111470000571 0282 N/A P1 Day 3 URN-1
21	Fail	AA99071-03 05111470000575 0283 N/A P1 Day 0 URN-1
21	Fail	AA99071-03 05111470000576 0283 N/A P1 Day 1 URN-1
21	Fail	AA99071-03 05111470000577 0283 N/A P1 Day 2 URN-1
21	Fail	AA99071-03 05111470000578 0283 N/A P1 Day 3 URN-1

3-HPMA, HBMA, and CEMA in Human Urine
Celerion Study AA99071-03

Run ID	Reason	Sample Name
21	Fail	AA99071-03 05111470000582 0285 N/A P1 Day 0 URN-1
21	Fail	AA99071-03 05111470000583 0285 N/A P1 Day 1 URN-1
21	Fail	AA99071-03 05111470000584 0285 N/A P1 Day 2 URN-1
21	Fail	AA99071-03 05111470000585 0285 N/A P1 Day 3 URN-1
21	Fail	AA99071-03 05111470000589 0287 N/A P1 Day 0 URN-1
21	Fail	AA99071-03 05111470000590 0287 N/A P1 Day 1 URN-1
21	Fail	AA99071-03 05111470000591 0287 N/A P1 Day 2 URN-1
21	Fail	AA99071-03 05111470000592 0287 N/A P1 Day 3 URN-1
21	Fail	AA99071-03 05111470000603 0289 N/A P1 Day 0 URN-1
21	Fail	AA99071-03 05111470000604 0289 N/A P1 Day 1 URN-1
21	Fail	AA99071-03 05111470000605 0289 N/A P1 Day 2 URN-1
21	Fail	AA99071-03 05111470000606 0289 N/A P1 Day 3 URN-1
21	Fail	AA99071-03 05111470000610 0291 N/A P1 Day 0 URN-1
21	Fail	AA99071-03 05111470000611 0291 N/A P1 Day 1 URN-1
21	Fail	AA99071-03 05111470000612 0291 N/A P1 Day 2 URN-1
21	Fail	AA99071-03 05111470000613 0291 N/A P1 Day 3 URN-1
21	Fail	AA99071-03 05111470000617 0292 N/A P1 Day 0 URN-1
21	Fail	AA99071-03 05111470000618 0292 N/A P1 Day 1 URN-1
21	Fail	AA99071-03 05111470000619 0292 N/A P1 Day 2 URN-1
21	Fail	AA99071-03 05111470000620 0292 N/A P1 Day 3 URN-1
21	Fail	AA99071-03 05111470000624 0296 N/A P1 Day 0 URN-1
21	Fail	AA99071-03 05111470000625 0296 N/A P1 Day 1 URN-1
21	Fail	AA99071-03 05111470000626 0296 N/A P1 Day 2 URN-1
21	Fail	AA99071-03 05111470000627 0296 N/A P1 Day 3 URN-1
21	Fail	AA99071-03 05111470000631 0298 N/A P1 Day 0 URN-1
21	Fail	AA99071-03 05111470000632 0298 N/A P1 Day 1 URN-1
21	Fail	AA99071-03 05111470000633 0298 N/A P1 Day 2 URN-1
21	Fail	AA99071-03 05111470000634 0298 N/A P1 Day 3 URN-1
22	Fail	AA99071-03 05111470000645 0300 N/A P1 Day 0 URN-1
22	Fail	AA99071-03 05111470000646 0300 N/A P1 Day 1 URN-1
22	Fail	AA99071-03 05111470000647 0300 N/A P1 Day 2 URN-1
22	Fail	AA99071-03 05111470000648 0300 N/A P1 Day 3 URN-1
22	Fail	AA99071-03 05111470000652 0301 N/A P1 Day 0 URN-1
22	Fail	AA99071-03 05111470000653 0301 N/A P1 Day 1 URN-1
22	Fail	AA99071-03 05111470000654 0301 N/A P1 Day 2 URN-1
22	Fail	AA99071-03 05111470000655 0301 N/A P1 Day 3 URN-1
22	Fail	AA99071-03 05111470000659 0306 N/A P1 Day 0 URN-1
22	Fail	AA99071-03 05111470000660 0306 N/A P1 Day 1 URN-1
22	Fail	AA99071-03 05111470000661 0306 N/A P1 Day 2 URN-1
22	Fail	AA99071-03 05111470000662 0306 N/A P1 Day 3 URN-1
22	Fail	AA99071-03 05111470000666 0307 N/A P1 Day 0 URN-1
22	Fail	AA99071-03 05111470000667 0307 N/A P1 Day 1 URN-1
22	Fail	AA99071-03 05111470000668 0307 N/A P1 Day 2 URN-1

3-HPMA, HBMA, and CEMA in Human Urine
Celerion Study AA99071-03

Run ID	Reason	Sample Name
22	Fail	AA99071-03 05111470000669 0307 N/A P1 Day 3 URN-1
22	Fail	AA99071-03 05111470000673 0308 N/A P1 Day 0 URN-1
22	Fail	AA99071-03 05111470000674 0308 N/A P1 Day 1 URN-1
22	Fail	AA99071-03 05111470000675 0308 N/A P1 Day 2 URN-1
22	Fail	AA99071-03 05111470000676 0308 N/A P1 Day 3 URN-1
22	Fail	AA99071-03 05111470002248 0313 N/A P1 Day 0 URN-1
22	Fail	AA99071-03 05111470002249 0313 N/A P1 Day 1 URN-1
22	Fail	AA99071-03 05111470002250 0313 N/A P1 Day 2 URN-1
22	Fail	AA99071-03 05111470002251 0313 N/A P1 Day 3 URN-1
22	Fail	AA99071-03 05111470002262 0315 N/A P1 Day 0 URN-1
22	Fail	AA99071-03 05111470002263 0315 N/A P1 Day 1 URN-1
22	Fail	AA99071-03 05111470002264 0315 N/A P1 Day 2 URN-1
22	Fail	AA99071-03 05111470002265 0315 N/A P1 Day 3 URN-1
22	Fail	AA99071-03 05111470002276 0316 N/A P1 Day 0 URN-1
22	Fail	AA99071-03 05111470002277 0316 N/A P1 Day 1 URN-1
22	Fail	AA99071-03 05111470002278 0316 N/A P1 Day 2 URN-1
22	Fail	AA99071-03 05111470002279 0316 N/A P1 Day 3 URN-1
22	Fail	AA99071-03 05111470002290 0317 N/A P1 Day 0 URN-1
22	Fail	AA99071-03 05111470002291 0317 N/A P1 Day 1 URN-1
22	Fail	AA99071-03 05111470002292 0317 N/A P1 Day 2 URN-1
22	Fail	AA99071-03 05111470002293 0317 N/A P1 Day 3 URN-1
22	Fail	AA99071-03 05111470002304 0318 N/A P1 Day 0 URN-1
22	Fail	AA99071-03 05111470002305 0318 N/A P1 Day 1 URN-1
22	Fail	AA99071-03 05111470002306 0318 N/A P1 Day 2 URN-1
22	Fail	AA99071-03 05111470002307 0318 N/A P1 Day 3 URN-1
22	Fail	AA99071-03 05111470002318 0320 N/A P1 Day 0 URN-1
22	Fail	AA99071-03 05111470002319 0320 N/A P1 Day 1 URN-1
22	Fail	AA99071-03 05111470002320 0320 N/A P1 Day 2 URN-1
22	Fail	AA99071-03 05111470002321 0320 N/A P1 Day 3 URN-1
22	Fail	AA99071-03 05111470002332 0321 N/A P1 Day 0 URN-1
22	Fail	AA99071-03 05111470002333 0321 N/A P1 Day 1 URN-1
22	Fail	AA99071-03 05111470002334 0321 N/A P1 Day 2 URN-1
22	Fail	AA99071-03 05111470002335 0321 N/A P1 Day 3 URN-1
22	Fail	AA99071-03 05111470002346 0322 N/A P1 Day 0 URN-1
22	Fail	AA99071-03 05111470002347 0322 N/A P1 Day 1 URN-1
22	Fail	AA99071-03 05111470002348 0322 N/A P1 Day 2 URN-1
22	Fail	AA99071-03 05111470002349 0322 N/A P1 Day 3 URN-1
22	Fail	AA99071-03 05111470002360 0325 N/A P1 Day 0 URN-1
22	Fail	AA99071-03 05111470002361 0325 N/A P1 Day 1 URN-1
22	Fail	AA99071-03 05111470002362 0325 N/A P1 Day 2 URN-1
22	Fail	AA99071-03 05111470002363 0325 N/A P1 Day 3 URN-1
22	Fail	AA99071-03 05111470002374 0328 N/A P1 Day 0 URN-1
22	Fail	AA99071-03 05111470002375 0328 N/A P1 Day 1 URN-1

3-HPMA, HBMA, and CEMA in Human Urine
Celerion Study AA99071-03

Run ID	Reason	Sample Name
22	Fail	AA99071-03 05111470002376 0328 N/A P1 Day 2 URN-1
22	Fail	AA99071-03 05111470002377 0328 N/A P1 Day 3 URN-1
23	Fail	AA99071-03 05111470000033 0015 N/A P1 Day 4 URN-1
23	Fail	AA99071-03 05111470000175 0057 N/A P1 Day 6 URN-1
23	Fail	AA99071-03 05111470000790 0072 N/A P1 Day 5 URN-1
23	Fail	AA99071-03 05111470000509 0266 N/A P1 Day 4 URN-1
23	Fail	AA99071-03 05111470000510 0266 N/A P1 Day 5 URN-1
23	Fail	AA99071-03 05111470000511 0266 N/A P1 Day 6 URN-1
23	Fail	AA99071-03 05111470000523 0272 N/A P1 Day 4 URN-1
23	Fail	AA99071-03 05111470000524 0272 N/A P1 Day 5 URN-1
23	Fail	AA99071-03 05111470000525 0272 N/A P1 Day 6 URN-1
23	Fail	AA99071-03 05111470000530 0273 N/A P1 Day 4 URN-1
23	Fail	AA99071-03 05111470000531 0273 N/A P1 Day 5 URN-1
23	Fail	AA99071-03 05111470000532 0273 N/A P1 Day 6 URN-1
23	Fail	AA99071-03 05111470000537 0276 N/A P1 Day 4 URN-1
23	Fail	AA99071-03 05111470000538 0276 N/A P1 Day 5 URN-1
23	Fail	AA99071-03 05111470000539 0276 N/A P1 Day 6 URN-1
23	Fail	AA99071-03 05111470000544 0277 N/A P1 Day 4 URN-1
23	Fail	AA99071-03 05111470000545 0277 N/A P1 Day 5 URN-1
23	Fail	AA99071-03 05111470000546 0277 N/A P1 Day 6 URN-1
23	Fail	AA99071-03 05111470000551 0278 N/A P1 Day 4 URN-1
23	Fail	AA99071-03 05111470000552 0278 N/A P1 Day 5 URN-1
23	Fail	AA99071-03 05111470000553 0278 N/A P1 Day 6 URN-1
23	Fail	AA99071-03 05111470000558 0279 N/A P1 Day 4 URN-1
23	Fail	AA99071-03 05111470000559 0279 N/A P1 Day 5 URN-1
23	Fail	AA99071-03 05111470000560 0279 N/A P1 Day 6 URN-1
23	Fail	AA99071-03 05111470000565 0281 N/A P1 Day 4 URN-1
23	Fail	AA99071-03 05111470000566 0281 N/A P1 Day 5 URN-1
23	Fail	AA99071-03 05111470000567 0281 N/A P1 Day 6 URN-1
23	Fail	AA99071-03 05111470000572 0282 N/A P1 Day 4 URN-1
23	Fail	AA99071-03 05111470000573 0282 N/A P1 Day 5 URN-1
23	Fail	AA99071-03 05111470000574 0282 N/A P1 Day 6 URN-1
23	Fail	AA99071-03 05111470000579 0283 N/A P1 Day 4 URN-1
23	Fail	AA99071-03 05111470000580 0283 N/A P1 Day 5 URN-1
23	Fail	AA99071-03 05111470000581 0283 N/A P1 Day 6 URN-1
23	Fail	AA99071-03 05111470000586 0285 N/A P1 Day 4 URN-1
23	Fail	AA99071-03 05111470000587 0285 N/A P1 Day 5 URN-1
23	Fail	AA99071-03 05111470000588 0285 N/A P1 Day 6 URN-1
23	Fail	AA99071-03 05111470000593 0287 N/A P1 Day 4 URN-1
23	Fail	AA99071-03 05111470000594 0287 N/A P1 Day 5 URN-1
23	Fail	AA99071-03 05111470000595 0287 N/A P1 Day 6 URN-1
23	Fail	AA99071-03 05111470000607 0289 N/A P1 Day 4 URN-1
23	Fail	AA99071-03 05111470000608 0289 N/A P1 Day 5 URN-1

3-HPMA, HBMA, and CEMA in Human Urine
Celerion Study AA99071-03

Run ID	Reason	Sample Name
23	Fail	AA99071-03 05111470000609 0289 N/A P1 Day 6 URN-1
23	Fail	AA99071-03 05111470000614 0291 N/A P1 Day 4 URN-1
23	Fail	AA99071-03 05111470000615 0291 N/A P1 Day 5 URN-1
23	Fail	AA99071-03 05111470000616 0291 N/A P1 Day 6 URN-1
23	Fail	AA99071-03 05111470000621 0292 N/A P1 Day 4 URN-1
23	Fail	AA99071-03 05111470000622 0292 N/A P1 Day 5 URN-1
23	Fail	AA99071-03 05111470000623 0292 N/A P1 Day 6 URN-1
23	Fail	AA99071-03 05111470000628 0296 N/A P1 Day 4 URN-1
23	Fail	AA99071-03 05111470000629 0296 N/A P1 Day 5 URN-1
23	Fail	AA99071-03 05111470000630 0296 N/A P1 Day 6 URN-1
23	Fail	AA99071-03 05111470000635 0298 N/A P1 Day 4 URN-1
23	Fail	AA99071-03 05111470000636 0298 N/A P1 Day 5 URN-1
23	Fail	AA99071-03 05111470000637 0298 N/A P1 Day 6 URN-1
23	Fail	AA99071-03 05111470000649 0300 N/A P1 Day 4 URN-1
23	Fail	AA99071-03 05111470000650 0300 N/A P1 Day 5 URN-1
23	Fail	AA99071-03 05111470000651 0300 N/A P1 Day 6 URN-1
23	Fail	AA99071-03 05111470000656 0301 N/A P1 Day 4 URN-1
23	Fail	AA99071-03 05111470000657 0301 N/A P1 Day 5 URN-1
23	Fail	AA99071-03 05111470000658 0301 N/A P1 Day 6 URN-1
24	Fail	AA99071-03 05111470000663 0306 N/A P1 Day 4 URN-1
24	Fail	AA99071-03 05111470000664 0306 N/A P1 Day 5 URN-1
24	Fail	AA99071-03 05111470000665 0306 N/A P1 Day 6 URN-1
24	Fail	AA99071-03 05111470000670 0307 N/A P1 Day 4 URN-1
24	Fail	AA99071-03 05111470000671 0307 N/A P1 Day 5 URN-1
24	Fail	AA99071-03 05111470000672 0307 N/A P1 Day 6 URN-1
24	Fail	AA99071-03 05111470000677 0308 N/A P1 Day 4 URN-1
24	Fail	AA99071-03 05111470000678 0308 N/A P1 Day 5 URN-1
24	Fail	AA99071-03 05111470000679 0308 N/A P1 Day 6 URN-1
24	Fail	AA99071-03 05111470002252 0313 N/A P1 Day 4 URN-1
24	Fail	AA99071-03 05111470002253 0313 N/A P1 Day 5 URN-1
24	Fail	AA99071-03 05111470002254 0313 N/A P1 Day 6 URN-1
24	Fail	AA99071-03 05111470002266 0315 N/A P1 Day 4 URN-1
24	Fail	AA99071-03 05111470002267 0315 N/A P1 Day 5 URN-1
24	Fail	AA99071-03 05111470002268 0315 N/A P1 Day 6 URN-1
24	Fail	AA99071-03 05111470002280 0316 N/A P1 Day 4 URN-1
24	Fail	AA99071-03 05111470002281 0316 N/A P1 Day 5 URN-1
24	Fail	AA99071-03 05111470002282 0316 N/A P1 Day 6 URN-1
24	Fail	AA99071-03 05111470002294 0317 N/A P1 Day 4 URN-1
24	Fail	AA99071-03 05111470002295 0317 N/A P1 Day 5 URN-1
24	Fail	AA99071-03 05111470002296 0317 N/A P1 Day 6 URN-1
24	Fail	AA99071-03 05111470002308 0318 N/A P1 Day 4 URN-1
24	Fail	AA99071-03 05111470002309 0318 N/A P1 Day 5 URN-1
24	Fail	AA99071-03 05111470002310 0318 N/A P1 Day 6 URN-1

3-HPMA, HBMA, and CEMA in Human Urine
Celerion Study AA99071-03

Run ID	Reason	Sample Name
24	Fail	AA99071-03 05111470002322 0320 N/A P1 Day 4 URN-1
24	Fail	AA99071-03 05111470002323 0320 N/A P1 Day 5 URN-1
24	Fail	AA99071-03 05111470002324 0320 N/A P1 Day 6 URN-1
24	Fail	AA99071-03 05111470002336 0321 N/A P1 Day 4 URN-1
24	Fail	AA99071-03 05111470002337 0321 N/A P1 Day 5 URN-1
24	Fail	AA99071-03 05111470002338 0321 N/A P1 Day 6 URN-1
24	Fail	AA99071-03 05111470002350 0322 N/A P1 Day 4 URN-1
24	Fail	AA99071-03 05111470002351 0322 N/A P1 Day 5 URN-1
24	Fail	AA99071-03 05111470002352 0322 N/A P1 Day 6 URN-1
24	Fail	AA99071-03 05111470002364 0325 N/A P1 Day 4 URN-1
24	Fail	AA99071-03 05111470002365 0325 N/A P1 Day 5 URN-1
24	Fail	AA99071-03 05111470002366 0325 N/A P1 Day 6 URN-1
24	Fail	AA99071-03 05111470002378 0328 N/A P1 Day 4 URN-1
24	Fail	AA99071-03 05111470002379 0328 N/A P1 Day 5 URN-1
24	Fail	AA99071-03 05111470002380 0328 N/A P1 Day 6 URN-1
25	Fail	AA99071-03 05111470000001 0008 N/A P1 Day 0 URN-1
25	Fail	AA99071-03 05111470000005 0008 N/A P1 Day 4 URN-1
25	Fail	AA99071-03 05111470000010 0010 N/A P1 Day 2 URN-1
25	Fail	AA99071-03 05111470000021 0011 N/A P1 Day 6 URN-1
25	Fail	AA99071-03 05111470000024 0014 N/A P1 Day 2 URN-1
25	Fail	AA99071-03 05111470000035 0015 N/A P1 Day 6 URN-1
25	Fail	AA99071-03 05111470000043 0017 N/A P1 Day 0 URN-1
25	Fail	AA99071-03 05111470000060 0022 N/A P1 Day 3 URN-1
25	Fail	AA99071-03 05111470000067 0023 N/A P1 Day 3 URN-1
25	Fail	AA99071-03 05111470000081 0028 N/A P1 Day 3 URN-1
25	Fail	AA99071-03 05111470000085 0029 N/A P1 Day 0 URN-1
25	Fail	AA99071-03 05111470000090 0029 N/A P1 Day 5 URN-1
25	Fail	AA99071-03 05111470000100 0031 N/A P1 Day 1 URN-1
25	Fail	AA99071-03 05111470000109 0034 N/A P1 Day 3 URN-1
25	Fail	AA99071-03 05111470000120 0038 N/A P1 Day 0 URN-1
25	Fail	AA99071-03 05111470000121 0038 N/A P1 Day 1 URN-1
25	Fail	AA99071-03 05111470000130 0039 N/A P1 Day 3 URN-1
25	Fail	AA99071-03 05111470000136 0044 N/A P1 Day 2 URN-1
25	Fail	AA99071-03 05111470000149 0052 N/A P1 Day 1 URN-1
25	Fail	AA99071-03 05111470000165 0055 N/A P1 Day 3 URN-1
25	Fail	AA99071-03 05111470000169 0057 N/A P1 Day 0 URN-1
25	Fail	AA99071-03 05111470000184 0062 N/A P1 Day 1 URN-1
25	Fail	AA99071-03 05111470000193 0064 N/A P1 Day 3 URN-1
25	Fail	AA99071-03 05111470000758 0066 N/A P1 Day 1 URN-1
25	Fail	AA99071-03 05111470000767 0067 N/A P1 Day 3 URN-1
25	Fail	AA99071-03 05111470000778 0071 N/A P1 Day 0 URN-1
25	Fail	AA99071-03 05111470000792 0074 N/A P1 Day 0 URN-1
25	Fail	AA99071-03 05111470000809 0080 N/A P1 Day 3 URN-1

3-HPMA, HBMA, and CEMA in Human Urine
Celerion Study AA99071-03

Run ID	Reason	Sample Name
25	Fail	AA99071-03 05111470000703 0001 N/A P1 Day 2 URN-1
25	Fail	AA99071-03 05111470000895 0110 N/A P1 Day 5 URN-1
25	Fail	AA99071-03 05111470000900 0112 N/A P1 Day 3 URN-1
25	Fail	AA99071-03 05111470000917 0117 N/A P1 Day 6 URN-1
25	Fail	AA99071-03 05111470000922 0118 N/A P1 Day 4 URN-1
25	Fail	AA99071-03 05111470000923 0118 N/A P1 Day 5 URN-1
25	Fail	AA99071-03 05111470000943 0123 N/A P1 Day 4 URN-1
25	Fail	AA99071-03 05111470000118 0035 N/A P1 Day 5 URN-1
25	Fail	AA99071-03 05111470000710 0004 N/A P1 Day 2 URN-1
25	Fail	AA99071-03 05111470000722 0021 N/A P1 Day 0 URN-1
25	Fail	AA99071-03 05111470000725 0021 N/A P1 Day 3 URN-1
25	Fail	AA99071-03 05111470000737 0042 N/A P1 Day 1 URN-1
25	Fail	AA99071-03 05111470000740 0042 N/A P1 Day 4 URN-1
25	Fail	AA99071-03 05111470000750 0063 N/A P1 Day 0 URN-1
25	Fail	AA99071-03 05111470001052 0152 N/A P1 Day 1 URN-1
25	Fail	AA99071-03 05111470001069 0155 N/A P1 Day 4 URN-1
25	Fail	AA99071-03 05111470001074 0156 N/A P1 Day 2 URN-1
25	Fail	AA99071-03 05111470001080 0160 N/A P1 Day 1 URN-1
25	Fail	AA99071-03 05111470001086 0162 N/A P1 Day 0 URN-1
25	Fail	AA99071-03 05111470001102 0169 N/A P1 Day 2 URN-1
25	Fail	AA99071-03 05111470000838 0087 N/A P1 Day 4 URN-1
25	Fail	AA99071-03 05111470000852 0090 N/A P1 Day 4 URN-1
25	Fail	AA99071-03 05111470000857 0093 N/A P1 Day 2 URN-1
25	Fail	AA99071-03 05111470000242 0134 N/A P1 Day 3 URN-1
25	Fail	AA99071-03 05111470000953 0127 N/A P1 Day 0 URN-1
25	Fail	AA99071-03 05111470000961 0128 N/A P1 Day 1 URN-1
25	Fail	AA99071-03 05111470000969 0129 N/A P1 Day 2 URN-1
25	Fail	AA99071-03 05111470000974 0130 N/A P1 Day 0 URN-1
25	Fail	AA99071-03 05111470000996 0137 N/A P1 Day 1 URN-1
25	Fail	AA99071-03 05111470001009 0140 N/A P1 Day 0 URN-1
25	Fail	AA99071-03 05111470001027 0147 N/A P1 Day 4 URN-1
25	Fail	AA99071-03 05111470001033 0148 N/A P1 Day 3 URN-1
25	Fail	AA99071-03 05111470001048 0150 N/A P1 Day 4 URN-1
26	Fail	AA99071-03 05111470000197 0183 N/A P1 Day 0 URN-1
26	Fail	AA99071-03 05111470000219 0190 N/A P1 Day 1 URN-1
26	Fail	AA99071-03 05111470000231 0191 N/A P1 Day 6 URN-1
26	Fail	AA99071-03 05111470000257 0189 N/A P1 Day 4 URN-1
26	Fail	AA99071-03 05111470000281 0197 N/A P1 Day 0 URN-1
26	Fail	AA99071-03 05111470000304 0202 N/A P1 Day 2 URN-1
26	Fail	AA99071-03 05111470000312 0203 N/A P1 Day 3 URN-1
26	Fail	AA99071-03 05111470000317 0204 N/A P1 Day 1 URN-1
26	Fail	AA99071-03 05111470000345 0216 N/A P1 Day 1 URN-1
26	Fail	AA99071-03 05111470000361 0220 N/A P1 Day 3 URN-1

3-HPMA, HBMA, and CEMA in Human Urine
Celerion Study AA99071-03

Run ID	Reason	Sample Name
26	Fail	AA99071-03 05111470000365 0224 N/A P1 Day 0 URN-1
26	Fail	AA99071-03 05111470000387 0230 N/A P1 Day 1 URN-1
26	Fail	AA99071-03 05111470000402 0234 N/A P1 Day 2 URN-1
26	Fail	AA99071-03 05111470000417 0241 N/A P1 Day 3 URN-1
26	Fail	AA99071-03 05111470000452 0249 N/A P1 Day 3 URN-1
26	Fail	AA99071-03 05111470000464 0252 N/A P1 Day 1 URN-1
26	Fail	AA99071-03 05111470000287 0197 N/A P1 Day 6 URN-1
26	Fail	AA99071-03 05111470000293 0198 N/A P1 Day 5 URN-1
26	Fail	AA99071-03 05111470000322 0204 N/A P1 Day 6 URN-1
26	Fail	AA99071-03 05111470000334 0210 N/A P1 Day 4 URN-1
26	Fail	AA99071-03 05111470000356 0218 N/A P1 Day 5 URN-1
26	Fail	AA99071-03 05111470000501 0265 N/A P1 Day 3 URN-1
26	Fail	AA99071-03 05111470000371 0224 N/A P1 Day 6 URN-1
26	Fail	AA99071-03 05111470000376 0228 N/A P1 Day 4 URN-1
26	Fail	AA99071-03 05111470000392 0230 N/A P1 Day 6 URN-1
26	Fail	AA99071-03 05111470000397 0232 N/A P1 Day 4 URN-1
26	Fail	AA99071-03 05111470000411 0240 N/A P1 Day 4 URN-1
26	Fail	AA99071-03 05111470000520 0272 N/A P1 Day 1 URN-1
26	Fail	AA99071-03 05111470000543 0277 N/A P1 Day 3 URN-1
26	Fail	AA99071-03 05111470000584 0285 N/A P1 Day 2 URN-1
26	Fail	AA99071-03 05111470000611 0291 N/A P1 Day 1 URN-1
26	Fail	AA99071-03 05111470000659 0306 N/A P1 Day 0 URN-1
26	Fail	AA99071-03 05111470000676 0308 N/A P1 Day 3 URN-1
26	Fail	AA99071-03 05111470002276 0316 N/A P1 Day 0 URN-1
26	Fail	AA99071-03 05111470002320 0320 N/A P1 Day 2 URN-1
26	Fail	AA99071-03 05111470002361 0325 N/A P1 Day 1 URN-1
26	Fail	AA99071-03 05111470002374 0328 N/A P1 Day 0 URN-1
26	Fail	AA99071-03 05111470000524 0272 N/A P1 Day 5 URN-1
26	Fail	AA99071-03 05111470000537 0276 N/A P1 Day 4 URN-1
26	Fail	AA99071-03 05111470000544 0277 N/A P1 Day 4 URN-1
26	Fail	AA99071-03 05111470000560 0279 N/A P1 Day 6 URN-1
26	Fail	AA99071-03 05111470000593 0287 N/A P1 Day 4 URN-1
26	Fail	AA99071-03 05111470000635 0298 N/A P1 Day 4 URN-1
26	Fail	AA99071-03 05111470000651 0300 N/A P1 Day 6 URN-1
26	Fail	AA99071-03 05111470000664 0306 N/A P1 Day 5 URN-1
26	Fail	AA99071-03 05111470002309 0318 N/A P1 Day 5 URN-1
26	Fail	AA99071-03 05111470002350 0322 N/A P1 Day 4 URN-1
26	Fail	AA99071-03 05111470002378 0328 N/A P1 Day 4 URN-1
26	Fail	AA99071-03 05111470002380 0328 N/A P1 Day 6 URN-1
27	Fail	AA99071-03 05111470000001 0008 N/A P1 Day 0 URN-1
27	Fail	AA99071-03 05111470000005 0008 N/A P1 Day 4 URN-1
27	Fail	AA99071-03 05111470000010 0010 N/A P1 Day 2 URN-1
27	Fail	AA99071-03 05111470000021 0011 N/A P1 Day 6 URN-1

3-HPMA, HBMA, and CEMA in Human Urine
Celerion Study AA99071-03

Run ID	Reason	Sample Name
27	Fail	AA99071-03 05111470000024 0014 N/A P1 Day 2 URN-1
27	Fail	AA99071-03 05111470000035 0015 N/A P1 Day 6 URN-1
27	Fail	AA99071-03 05111470000043 0017 N/A P1 Day 0 URN-1
27	Fail	AA99071-03 05111470000060 0022 N/A P1 Day 3 URN-1
27	Fail	AA99071-03 05111470000067 0023 N/A P1 Day 3 URN-1
27	Fail	AA99071-03 05111470000081 0028 N/A P1 Day 3 URN-1
27	Fail	AA99071-03 05111470000085 0029 N/A P1 Day 0 URN-1
27	Fail	AA99071-03 05111470000090 0029 N/A P1 Day 5 URN-1
27	Fail	AA99071-03 05111470000100 0031 N/A P1 Day 1 URN-1
27	Fail	AA99071-03 05111470000109 0034 N/A P1 Day 3 URN-1
27	Fail	AA99071-03 05111470000120 0038 N/A P1 Day 0 URN-1
27	Fail	AA99071-03 05111470000121 0038 N/A P1 Day 1 URN-1
27	Fail	AA99071-03 05111470000130 0039 N/A P1 Day 3 URN-1
27	Fail	AA99071-03 05111470000136 0044 N/A P1 Day 2 URN-1
27	Fail	AA99071-03 05111470000149 0052 N/A P1 Day 1 URN-1
27	Fail	AA99071-03 05111470000165 0055 N/A P1 Day 3 URN-1
27	Fail	AA99071-03 05111470000169 0057 N/A P1 Day 0 URN-1
27	Fail	AA99071-03 05111470000184 0062 N/A P1 Day 1 URN-1
27	Fail	AA99071-03 05111470000193 0064 N/A P1 Day 3 URN-1
27	Fail	AA99071-03 05111470000758 0066 N/A P1 Day 1 URN-1
27	Fail	AA99071-03 05111470000767 0067 N/A P1 Day 3 URN-1
27	Fail	AA99071-03 05111470000778 0071 N/A P1 Day 0 URN-1
27	Fail	AA99071-03 05111470000792 0074 N/A P1 Day 0 URN-1
27	Fail	AA99071-03 05111470000809 0080 N/A P1 Day 3 URN-1
27	Fail	AA99071-03 05111470000703 0001 N/A P1 Day 2 URN-1
27	Fail	AA99071-03 05111470000895 0110 N/A P1 Day 5 URN-1
27	Fail	AA99071-03 05111470000900 0112 N/A P1 Day 3 URN-1
27	Fail	AA99071-03 05111470000917 0117 N/A P1 Day 6 URN-1
27	Fail	AA99071-03 05111470000922 0118 N/A P1 Day 4 URN-1
27	Fail	AA99071-03 05111470000923 0118 N/A P1 Day 5 URN-1
27	Fail	AA99071-03 05111470000943 0123 N/A P1 Day 4 URN-1
27	Fail	AA99071-03 05111470000118 0035 N/A P1 Day 5 URN-1
27	Fail	AA99071-03 05111470000710 0004 N/A P1 Day 2 URN-1
27	Fail	AA99071-03 05111470000722 0021 N/A P1 Day 0 URN-1
27	Fail	AA99071-03 05111470000725 0021 N/A P1 Day 3 URN-1
27	Fail	AA99071-03 05111470000737 0042 N/A P1 Day 1 URN-1
27	Fail	AA99071-03 05111470000740 0042 N/A P1 Day 4 URN-1
27	Fail	AA99071-03 05111470000750 0063 N/A P1 Day 0 URN-1
27	Fail	AA99071-03 05111470001052 0152 N/A P1 Day 1 URN-1
27	Fail	AA99071-03 05111470001069 0155 N/A P1 Day 4 URN-1
27	Fail	AA99071-03 05111470001074 0156 N/A P1 Day 2 URN-1
27	Fail	AA99071-03 05111470001080 0160 N/A P1 Day 1 URN-1
27	Fail	AA99071-03 05111470001086 0162 N/A P1 Day 0 URN-1

3-HPMA, HBMA, and CEMA in Human Urine
Celerion Study AA99071-03

Run ID	Reason	Sample Name
27	Fail	AA99071-03 05111470001102 0169 N/A P1 Day 2 URN-1
27	Fail	AA99071-03 05111470000838 0087 N/A P1 Day 4 URN-1
27	Fail	AA99071-03 05111470000852 0090 N/A P1 Day 4 URN-1
27	Fail	AA99071-03 05111470000857 0093 N/A P1 Day 2 URN-1
27	Fail	AA99071-03 05111470000242 0134 N/A P1 Day 3 URN-1
27	Fail	AA99071-03 05111470000953 0127 N/A P1 Day 0 URN-1
27	Fail	AA99071-03 05111470000961 0128 N/A P1 Day 1 URN-1
27	Fail	AA99071-03 05111470000969 0129 N/A P1 Day 2 URN-1
27	Fail	AA99071-03 05111470000974 0130 N/A P1 Day 0 URN-1
27	Fail	AA99071-03 05111470000996 0137 N/A P1 Day 1 URN-1
27	Fail	AA99071-03 05111470001009 0140 N/A P1 Day 0 URN-1
27	Fail	AA99071-03 05111470001027 0147 N/A P1 Day 4 URN-1
27	Fail	AA99071-03 05111470001033 0148 N/A P1 Day 3 URN-1
27	Fail	AA99071-03 05111470001048 0150 N/A P1 Day 4 URN-1
30	UISR	AA99071-03 05111470001850 0037 N/A P1 Day 1 URN-2
32	Fail	AA99071-03 05111470001157 0016 N/A P1 Day 1 URN-2
32	Fail	AA99071-03 05111470001162 0016 N/A P1 Day 6 URN-2
32	Fail	AA99071-03 05111470001168 0017 N/A P1 Day 5 URN-2
32	Fail	AA99071-03 05111470001171 0020 N/A P1 Day 1 URN-2
32	Fail	AA99071-03 05111470001175 0020 N/A P1 Day 5 URN-2
32	Fail	AA99071-03 05111470001179 0022 N/A P1 Day 2 URN-2
32	Fail	AA99071-03 05111470001184 0023 N/A P1 Day 0 URN-2
32	Fail	AA99071-03 05111470001188 0023 N/A P1 Day 4 URN-2
32	Fail	AA99071-03 05111470001192 0025 N/A P1 Day 1 URN-2
32	Fail	AA99071-03 05111470001200 0028 N/A P1 Day 2 URN-2
32	Fail	AA99071-03 05111470001206 0029 N/A P1 Day 1 URN-2
32	Fail	AA99071-03 05111470001210 0029 N/A P1 Day 5 URN-2
32	Fail	AA99071-03 05111470001216 0030 N/A P1 Day 4 URN-2
32	Fail	AA99071-03 05111470001220 0031 N/A P1 Day 1 URN-2
32	Fail	AA99071-03 05111470001225 0031 N/A P1 Day 6 URN-2
32	Fail	AA99071-03 05111470001235 0035 N/A P1 Day 2 URN-2
32	Fail	AA99071-03 05111470001241 0038 N/A P1 Day 1 URN-2
32	Fail	AA99071-03 05111470001244 0038 N/A P1 Day 4 URN-2
32	Fail	AA99071-03 05111470001248 0039 N/A P1 Day 1 URN-2
32	Fail	AA99071-03 05111470001252 0039 N/A P1 Day 5 URN-2
34	Fail	AA99071-03 05111470001856 0042 N/A P1 Day 0 URN-2
34	Fail	AA99071-03 05111470001857 0042 N/A P1 Day 1 URN-2
34	Fail	AA99071-03 05111470001858 0042 N/A P1 Day 2 URN-2
34	Fail	AA99071-03 05111470001859 0042 N/A P1 Day 3 URN-2
34	Fail	AA99071-03 05111470001860 0042 N/A P1 Day 4 URN-2
34	Fail	AA99071-03 05111470001861 0042 N/A P1 Day 5 URN-2
34	Fail	AA99071-03 05111470001862 0042 N/A P1 Day 6 URN-2
34	Fail	AA99071-03 05111470001254 0044 N/A P1 Day 0 URN-2

3-HPMA, HBMA, and CEMA in Human Urine
Celerion Study AA99071-03

Run ID	Reason	Sample Name
34	Fail	AA99071-03 05111470001255 0044 N/A P1 Day 1 URN-2
34	Fail	AA99071-03 05111470001256 0044 N/A P1 Day 2 URN-2
34	Fail	AA99071-03 05111470001257 0044 N/A P1 Day 3 URN-2
34	Fail	AA99071-03 05111470001258 0044 N/A P1 Day 4 URN-2
34	Fail	AA99071-03 05111470001259 0044 N/A P1 Day 5 URN-2
34	Fail	AA99071-03 05111470001260 0044 N/A P1 Day 6 URN-2
34	Fail	AA99071-03 05111470001261 0049 N/A P1 Day 0 URN-2
34	Fail	AA99071-03 05111470001262 0049 N/A P1 Day 1 URN-2
34	Fail	AA99071-03 05111470001263 0049 N/A P1 Day 2 URN-2
34	Fail	AA99071-03 05111470001264 0049 N/A P1 Day 3 URN-2
34	Fail	AA99071-03 05111470001265 0049 N/A P1 Day 4 URN-2
34	Fail	AA99071-03 05111470001266 0049 N/A P1 Day 5 URN-2
34	Fail	AA99071-03 05111470001267 0049 N/A P1 Day 6 URN-2
34	Fail	AA99071-03 05111470001863 0051 N/A P1 Day 0 URN-2
34	Fail	AA99071-03 05111470001864 0051 N/A P1 Day 1 URN-2
34	Fail	AA99071-03 05111470001865 0051 N/A P1 Day 2 URN-2
34	Fail	AA99071-03 05111470001866 0051 N/A P1 Day 3 URN-2
34	Fail	AA99071-03 05111470001867 0051 N/A P1 Day 4 URN-2
34	Fail	AA99071-03 05111470001868 0051 N/A P1 Day 5 URN-2
34	Fail	AA99071-03 05111470001869 0051 N/A P1 Day 6 URN-2
34	Fail	AA99071-03 05111470001268 0052 N/A P1 Day 0 URN-2
34	Fail	AA99071-03 05111470001269 0052 N/A P1 Day 1 URN-2
34	Fail	AA99071-03 05111470001270 0052 N/A P1 Day 2 URN-2
34	Fail	AA99071-03 05111470001271 0052 N/A P1 Day 3 URN-2
34	Fail	AA99071-03 05111470001272 0052 N/A P1 Day 4 URN-2
34	Fail	AA99071-03 05111470001273 0052 N/A P1 Day 5 URN-2
34	Fail	AA99071-03 05111470001274 0052 N/A P1 Day 6 URN-2
34	Fail	AA99071-03 05111470001275 0053 N/A P1 Day 0 URN-2
34	Fail	AA99071-03 05111470001276 0053 N/A P1 Day 1 URN-2
34	Fail	AA99071-03 05111470001277 0053 N/A P1 Day 2 URN-2
34	Fail	AA99071-03 05111470001278 0053 N/A P1 Day 3 URN-2
34	Fail	AA99071-03 05111470001279 0053 N/A P1 Day 4 URN-2
34	Fail	AA99071-03 05111470001280 0053 N/A P1 Day 5 URN-2
34	Fail	AA99071-03 05111470001281 0053 N/A P1 Day 6 URN-2
34	Fail	AA99071-03 05111470001282 0055 N/A P1 Day 0 URN-2
34	Fail	AA99071-03 05111470001283 0055 N/A P1 Day 1 URN-2
34	Fail	AA99071-03 05111470001284 0055 N/A P1 Day 2 URN-2
34	Fail	AA99071-03 05111470001285 0055 N/A P1 Day 3 URN-2
34	Fail	AA99071-03 05111470001286 0055 N/A P1 Day 4 URN-2
34	Fail	AA99071-03 05111470001287 0055 N/A P1 Day 5 URN-2
34	Fail	AA99071-03 05111470001288 0055 N/A P1 Day 6 URN-2
34	Fail	AA99071-03 05111470001289 0057 N/A P1 Day 0 URN-2
34	Fail	AA99071-03 05111470001290 0057 N/A P1 Day 1 URN-2

3-HPMA, HBMA, and CEMA in Human Urine
Celerion Study AA99071-03

Run ID	Reason	Sample Name
34	Fail	AA99071-03 05111470001291 0057 N/A P1 Day 2 URN-2
34	Fail	AA99071-03 05111470001292 0057 N/A P1 Day 3 URN-2
34	Fail	AA99071-03 05111470001293 0057 N/A P1 Day 4 URN-2
34	Fail	AA99071-03 05111470001294 0057 N/A P1 Day 5 URN-2
34	Fail	AA99071-03 05111470001295 0057 N/A P1 Day 6 URN-2
37	Fail	AA99071-03 05111470001968 0090 N/A P1 Day 0 URN-2
37	Fail	AA99071-03 05111470001969 0090 N/A P1 Day 1 URN-2
37	Fail	AA99071-03 05111470001970 0090 N/A P1 Day 2 URN-2
37	Fail	AA99071-03 05111470001971 0090 N/A P1 Day 3 URN-2
37	Fail	AA99071-03 05111470001972 0090 N/A P1 Day 4 URN-2
37	Fail	AA99071-03 05111470001973 0090 N/A P1 Day 5 URN-2
37	Fail	AA99071-03 05111470001974 0090 N/A P1 Day 6 URN-2
37	Fail	AA99071-03 05111470001975 0093 N/A P1 Day 0 URN-2
37	Fail	AA99071-03 05111470001976 0093 N/A P1 Day 1 URN-2
37	Fail	AA99071-03 05111470001977 0093 N/A P1 Day 2 URN-2
37	Fail	AA99071-03 05111470001978 0093 N/A P1 Day 3 URN-2
37	Fail	AA99071-03 05111470001979 0093 N/A P1 Day 4 URN-2
37	Fail	AA99071-03 05111470001980 0093 N/A P1 Day 5 URN-2
37	Fail	AA99071-03 05111470001981 0093 N/A P1 Day 6 URN-2
37	Fail	AA99071-03 05111470001982 0104 N/A P1 Day 0 URN-2
37	Fail	AA99071-03 05111470001983 0104 N/A P1 Day 1 URN-2
37	Fail	AA99071-03 05111470001984 0104 N/A P1 Day 2 URN-2
37	Fail	AA99071-03 05111470001985 0104 N/A P1 Day 3 URN-2
37	Fail	AA99071-03 05111470001986 0104 N/A P1 Day 4 URN-2
37	Fail	AA99071-03 05111470001987 0104 N/A P1 Day 5 URN-2
37	Fail	AA99071-03 05111470001988 0104 N/A P1 Day 6 URN-2
37	Fail	AA99071-03 05111470001989 0105 N/A P1 Day 0 URN-2
37	Fail	AA99071-03 05111470001990 0105 N/A P1 Day 1 URN-2
37	Fail	AA99071-03 05111470001991 0105 N/A P1 Day 2 URN-2
37	Fail	AA99071-03 05111470001992 0105 N/A P1 Day 3 URN-2
37	Fail	AA99071-03 05111470001993 0105 N/A P1 Day 4 URN-2
37	Fail	AA99071-03 05111470001994 0105 N/A P1 Day 5 URN-2
37	Fail	AA99071-03 05111470001995 0105 N/A P1 Day 6 URN-2
37	Fail	AA99071-03 05111470001996 0106 N/A P1 Day 0 URN-2
37	Fail	AA99071-03 05111470001997 0106 N/A P1 Day 1 URN-2
37	Fail	AA99071-03 05111470001998 0106 N/A P1 Day 2 URN-2
37	Fail	AA99071-03 05111470001999 0106 N/A P1 Day 3 URN-2
37	Fail	AA99071-03 05111470002000 0106 N/A P1 Day 4 URN-2
37	Fail	AA99071-03 05111470002001 0106 N/A P1 Day 5 URN-2
37	Fail	AA99071-03 05111470002002 0106 N/A P1 Day 6 URN-2
37	Fail	AA99071-03 05111470002003 0107 N/A P1 Day 0 URN-2
37	Fail	AA99071-03 05111470002004 0107 N/A P1 Day 1 URN-2
37	Fail	AA99071-03 05111470002005 0107 N/A P1 Day 2 URN-2

3-HPMA, HBMA, and CEMA in Human Urine
Celerion Study AA99071-03

Run ID	Reason	Sample Name
37	Fail	AA99071-03 05111470002006 0107 N/A P1 Day 3 URN-2
37	Fail	AA99071-03 05111470002007 0107 N/A P1 Day 4 URN-2
37	Fail	AA99071-03 05111470002008 0107 N/A P1 Day 5 URN-2
37	Fail	AA99071-03 05111470002009 0107 N/A P1 Day 6 URN-2
37	Fail	AA99071-03 05111470002010 0110 N/A P1 Day 0 URN-2
37	Fail	AA99071-03 05111470002011 0110 N/A P1 Day 1 URN-2
37	Fail	AA99071-03 05111470002012 0110 N/A P1 Day 2 URN-2
37	Fail	AA99071-03 05111470002013 0110 N/A P1 Day 3 URN-2
37	Fail	AA99071-03 05111470002014 0110 N/A P1 Day 4 URN-2
37	Fail	AA99071-03 05111470002015 0110 N/A P1 Day 5 URN-2
37	Fail	AA99071-03 05111470002016 0110 N/A P1 Day 6 URN-2
37	Fail	AA99071-03 05111470002017 0112 N/A P1 Day 0 URN-2
37	Fail	AA99071-03 05111470002018 0112 N/A P1 Day 1 URN-2
37	Fail	AA99071-03 05111470002019 0112 N/A P1 Day 2 URN-2
37	Fail	AA99071-03 05111470002020 0112 N/A P1 Day 3 URN-2
37	Fail	AA99071-03 05111470002021 0112 N/A P1 Day 4 URN-2
37	Fail	AA99071-03 05111470002022 0112 N/A P1 Day 5 URN-2
37	Fail	AA99071-03 05111470002023 0112 N/A P1 Day 6 URN-2
42	Fail	AA99071-03 05111470001366 0181 N/A P1 Day 0 URN-2
42	Fail	AA99071-03 05111470001367 0181 N/A P1 Day 1 URN-2
42	Fail	AA99071-03 05111470001368 0181 N/A P1 Day 2 URN-2
42	Fail	AA99071-03 05111470001369 0181 N/A P1 Day 3 URN-2
42	Fail	AA99071-03 05111470001370 0181 N/A P1 Day 4 URN-2
42	Fail	AA99071-03 05111470001371 0181 N/A P1 Day 5 URN-2
42	Fail	AA99071-03 05111470001372 0181 N/A P1 Day 6 URN-2
42	Fail	AA99071-03 05111470001317 0183 N/A P1 Day 0 URN-2
42	Fail	AA99071-03 05111470001318 0183 N/A P1 Day 1 URN-2
42	Fail	AA99071-03 05111470001319 0183 N/A P1 Day 2 URN-2
42	Fail	AA99071-03 05111470001320 0183 N/A P1 Day 3 URN-2
42	Fail	AA99071-03 05111470001321 0183 N/A P1 Day 4 URN-2
42	Fail	AA99071-03 05111470001322 0183 N/A P1 Day 5 URN-2
42	Fail	AA99071-03 05111470001323 0183 N/A P1 Day 6 URN-2
42	Fail	AA99071-03 05111470001324 0185 N/A P1 Day 0 URN-2
42	Fail	AA99071-03 05111470001325 0185 N/A P1 Day 1 URN-2
42	Fail	AA99071-03 05111470001326 0185 N/A P1 Day 2 URN-2
42	Fail	AA99071-03 05111470001327 0185 N/A P1 Day 3 URN-2
42	Fail	AA99071-03 05111470001328 0185 N/A P1 Day 4 URN-2
42	Fail	AA99071-03 05111470001329 0185 N/A P1 Day 5 URN-2
42	Fail	AA99071-03 05111470001330 0185 N/A P1 Day 6 URN-2
42	Fail	AA99071-03 05111470001331 0187 N/A P1 Day 0 URN-2
42	Fail	AA99071-03 05111470001332 0187 N/A P1 Day 1 URN-2
42	Fail	AA99071-03 05111470001333 0187 N/A P1 Day 2 URN-2
42	Fail	AA99071-03 05111470001334 0187 N/A P1 Day 3 URN-2

3-HPMA, HBMA, and CEMA in Human Urine
Celerion Study AA99071-03

Run ID	Reason	Sample Name
42	Fail	AA99071-03 05111470001335 0187 N/A P1 Day 4 URN-2
42	Fail	AA99071-03 05111470001336 0187 N/A P1 Day 5 URN-2
42	Fail	AA99071-03 05111470001337 0187 N/A P1 Day 6 URN-2
42	Fail	AA99071-03 05111470001373 0189 N/A P1 Day 0 URN-2
42	Fail	AA99071-03 05111470001374 0189 N/A P1 Day 1 URN-2
42	Fail	AA99071-03 05111470001375 0189 N/A P1 Day 2 URN-2
42	Fail	AA99071-03 05111470001376 0189 N/A P1 Day 3 URN-2
42	Fail	AA99071-03 05111470001377 0189 N/A P1 Day 4 URN-2
42	Fail	AA99071-03 05111470001378 0189 N/A P1 Day 5 URN-2
42	Fail	AA99071-03 05111470001379 0189 N/A P1 Day 6 URN-2
42	Fail	AA99071-03 05111470001345 0191 N/A P1 Day 0 URN-2
42	Fail	AA99071-03 05111470001346 0191 N/A P1 Day 1 URN-2
42	Fail	AA99071-03 05111470001347 0191 N/A P1 Day 2 URN-2
42	Fail	AA99071-03 05111470001348 0191 N/A P1 Day 3 URN-2
42	Fail	AA99071-03 05111470001349 0191 N/A P1 Day 4 URN-2
42	Fail	AA99071-03 05111470001350 0191 N/A P1 Day 5 URN-2
42	Fail	AA99071-03 05111470001351 0191 N/A P1 Day 6 URN-2
42	Fail	AA99071-03 05111470001352 0192 N/A P1 Day 0 URN-2
42	Fail	AA99071-03 05111470001353 0192 N/A P1 Day 1 URN-2
42	Fail	AA99071-03 05111470001354 0192 N/A P1 Day 2 URN-2
42	Fail	AA99071-03 05111470001355 0192 N/A P1 Day 3 URN-2
42	Fail	AA99071-03 05111470001356 0192 N/A P1 Day 4 URN-2
42	Fail	AA99071-03 05111470001357 0192 N/A P1 Day 5 URN-2
42	Fail	AA99071-03 05111470001358 0192 N/A P1 Day 6 URN-2
42	Fail	AA99071-03 05111470001380 0193 N/A P1 Day 0 URN-2
42	Fail	AA99071-03 05111470001381 0193 N/A P1 Day 1 URN-2
42	Fail	AA99071-03 05111470001382 0193 N/A P1 Day 2 URN-2
42	Fail	AA99071-03 05111470001383 0193 N/A P1 Day 3 URN-2
42	Fail	AA99071-03 05111470001384 0193 N/A P1 Day 4 URN-2
42	Fail	AA99071-03 05111470001385 0193 N/A P1 Day 5 URN-2
42	Fail	AA99071-03 05111470001386 0193 N/A P1 Day 6 URN-2
48	Fail	AA99071-03 05111470001702 0285 N/A P1 Day 0 URN-2
48	Fail	AA99071-03 05111470001703 0285 N/A P1 Day 1 URN-2
48	Fail	AA99071-03 05111470001704 0285 N/A P1 Day 2 URN-2
48	Fail	AA99071-03 05111470001705 0285 N/A P1 Day 3 URN-2
48	Fail	AA99071-03 05111470001706 0285 N/A P1 Day 4 URN-2
48	Fail	AA99071-03 05111470001707 0285 N/A P1 Day 5 URN-2
48	Fail	AA99071-03 05111470001708 0285 N/A P1 Day 6 URN-2
48	Fail	AA99071-03 05111470001709 0287 N/A P1 Day 0 URN-2
48	Fail	AA99071-03 05111470001710 0287 N/A P1 Day 1 URN-2
48	Fail	AA99071-03 05111470001711 0287 N/A P1 Day 2 URN-2
48	Fail	AA99071-03 05111470001712 0287 N/A P1 Day 3 URN-2
48	Fail	AA99071-03 05111470001713 0287 N/A P1 Day 4 URN-2

3-HPMA, HBMA, and CEMA in Human Urine
Celerion Study AA99071-03

Run ID	Reason	Sample Name
48	Fail	AA99071-03 05111470001714 0287 N/A P1 Day 5 URN-2
48	Fail	AA99071-03 05111470001715 0287 N/A P1 Day 6 URN-2
48	Fail	AA99071-03 05111470001723 0289 N/A P1 Day 0 URN-2
48	Fail	AA99071-03 05111470001724 0289 N/A P1 Day 1 URN-2
48	Fail	AA99071-03 05111470001725 0289 N/A P1 Day 2 URN-2
48	Fail	AA99071-03 05111470001726 0289 N/A P1 Day 3 URN-2
48	Fail	AA99071-03 05111470001727 0289 N/A P1 Day 4 URN-2
48	Fail	AA99071-03 05111470001728 0289 N/A P1 Day 5 URN-2
48	Fail	AA99071-03 05111470001729 0289 N/A P1 Day 6 URN-2
48	Fail	AA99071-03 05111470001730 0291 N/A P1 Day 0 URN-2
48	Fail	AA99071-03 05111470001731 0291 N/A P1 Day 1 URN-2
48	Fail	AA99071-03 05111470001732 0291 N/A P1 Day 2 URN-2
48	Fail	AA99071-03 05111470001733 0291 N/A P1 Day 3 URN-2
48	Fail	AA99071-03 05111470001734 0291 N/A P1 Day 4 URN-2
48	Fail	AA99071-03 05111470001735 0291 N/A P1 Day 5 URN-2
48	Fail	AA99071-03 05111470001736 0291 N/A P1 Day 6 URN-2
48	Fail	AA99071-03 05111470001737 0292 N/A P1 Day 0 URN-2
48	Fail	AA99071-03 05111470001738 0292 N/A P1 Day 1 URN-2
48	Fail	AA99071-03 05111470001739 0292 N/A P1 Day 2 URN-2
48	Fail	AA99071-03 05111470001740 0292 N/A P1 Day 3 URN-2
48	Fail	AA99071-03 05111470001741 0292 N/A P1 Day 4 URN-2
48	Fail	AA99071-03 05111470001742 0292 N/A P1 Day 5 URN-2
48	Fail	AA99071-03 05111470001743 0292 N/A P1 Day 6 URN-2
48	Fail	AA99071-03 05111470001744 0296 N/A P1 Day 0 URN-2
48	Fail	AA99071-03 05111470001745 0296 N/A P1 Day 1 URN-2
48	Fail	AA99071-03 05111470001746 0296 N/A P1 Day 2 URN-2
48	Fail	AA99071-03 05111470001747 0296 N/A P1 Day 3 URN-2
48	Fail	AA99071-03 05111470001748 0296 N/A P1 Day 4 URN-2
48	Fail	AA99071-03 05111470001749 0296 N/A P1 Day 5 URN-2
48	Fail	AA99071-03 05111470001750 0296 N/A P1 Day 6 URN-2
48	Fail	AA99071-03 05111470001751 0298 N/A P1 Day 0 URN-2
48	Fail	AA99071-03 05111470001752 0298 N/A P1 Day 1 URN-2
48	Fail	AA99071-03 05111470001753 0298 N/A P1 Day 2 URN-2
48	Fail	AA99071-03 05111470001754 0298 N/A P1 Day 3 URN-2
48	Fail	AA99071-03 05111470001755 0298 N/A P1 Day 4 URN-2
48	Fail	AA99071-03 05111470001756 0298 N/A P1 Day 5 URN-2
48	Fail	AA99071-03 05111470001757 0298 N/A P1 Day 6 URN-2
48	Fail	AA99071-03 05111470001765 0300 N/A P1 Day 0 URN-2
48	Fail	AA99071-03 05111470001766 0300 N/A P1 Day 1 URN-2
48	Fail	AA99071-03 05111470001767 0300 N/A P1 Day 2 URN-2
48	Fail	AA99071-03 05111470001768 0300 N/A P1 Day 3 URN-2
48	Fail	AA99071-03 05111470001769 0300 N/A P1 Day 4 URN-2
48	Fail	AA99071-03 05111470001770 0300 N/A P1 Day 5 URN-2
48	Fail	AA99071-03 05111470001771 0300 N/A P1 Day 6 URN-2

3-HPMA, HBMA, and CEMA in Human Urine
Celerion Study AA99071-03

Table 16 Summary of Reassay for Analytical Reasons for CEMA

Run ID	Reason	Sample Name
1	Fail	AA99071-03 05111470000001 0008 N/A P1 Day 0 URN-1
1	Fail	AA99071-03 05111470000002 0008 N/A P1 Day 1 URN-1
1	Fail	AA99071-03 05111470000003 0008 N/A P1 Day 2 URN-1
1	Fail	AA99071-03 05111470000004 0008 N/A P1 Day 3 URN-1
1	Fail	AA99071-03 05111470000005 0008 N/A P1 Day 4 URN-1
1	Fail	AA99071-03 05111470000006 0008 N/A P1 Day 5 URN-1
1	Fail	AA99071-03 05111470000007 0008 N/A P1 Day 6 URN-1
1	Fail	AA99071-03 05111470000008 0010 N/A P1 Day 0 URN-1
1	Fail	AA99071-03 05111470000009 0010 N/A P1 Day 1 URN-1
1	Fail	AA99071-03 05111470000010 0010 N/A P1 Day 2 URN-1
1	Fail	AA99071-03 05111470000011 0010 N/A P1 Day 3 URN-1
1	Fail	AA99071-03 05111470000012 0010 N/A P1 Day 4 URN-1
1	Fail	AA99071-03 05111470000013 0010 N/A P1 Day 5 URN-1
1	Fail	AA99071-03 05111470000014 0010 N/A P1 Day 6 URN-1
1	Fail	AA99071-03 05111470000015 0011 N/A P1 Day 0 URN-1
1	Fail	AA99071-03 05111470000016 0011 N/A P1 Day 1 URN-1
1	Fail	AA99071-03 05111470000017 0011 N/A P1 Day 2 URN-1
1	Fail	AA99071-03 05111470000018 0011 N/A P1 Day 3 URN-1
1	Fail	AA99071-03 05111470000019 0011 N/A P1 Day 4 URN-1
1	Fail	AA99071-03 05111470000020 0011 N/A P1 Day 5 URN-1
1	Fail	AA99071-03 05111470000021 0011 N/A P1 Day 6 URN-1
1	Fail	AA99071-03 05111470000699 0022 N/A P1 Day 5 URN-1
1	Fail	AA99071-03 05111470000022 0014 N/A P1 Day 0 URN-1
1	Fail	AA99071-03 05111470000023 0014 N/A P1 Day 1 URN-1
1	Fail	AA99071-03 05111470000024 0014 N/A P1 Day 2 URN-1
1	Fail	AA99071-03 05111470000025 0014 N/A P1 Day 3 URN-1
1	Fail	AA99071-03 05111470000026 0014 N/A P1 Day 4 URN-1
1	Fail	AA99071-03 05111470000027 0014 N/A P1 Day 5 URN-1
1	Fail	AA99071-03 05111470000028 0014 N/A P1 Day 6 URN-1
1	Fail	AA99071-03 05111470000029 0015 N/A P1 Day 0 URN-1
1	Fail	AA99071-03 05111470000030 0015 N/A P1 Day 1 URN-1
1	Fail	AA99071-03 05111470000031 0015 N/A P1 Day 2 URN-1
1	Fail	AA99071-03 05111470000032 0015 N/A P1 Day 3 URN-1
1	Fail	AA99071-03 05111470000034 0015 N/A P1 Day 5 URN-1
1	Fail	AA99071-03 05111470000035 0015 N/A P1 Day 6 URN-1
1	Fail	AA99071-03 05111470000036 0016 N/A P1 Day 0 URN-1
1	Fail	AA99071-03 05111470000037 0016 N/A P1 Day 1 URN-1
1	Fail	AA99071-03 05111470000038 0016 N/A P1 Day 2 URN-1
1	Fail	AA99071-03 05111470000039 0016 N/A P1 Day 3 URN-1

3-HPMA, HBMA, and CEMA in Human Urine
Celerion Study AA99071-03

Run ID	Reason	Sample Name
1	Fail	AA99071-03 05111470000040 0016 N/A P1 Day 4 URN-1
1	Fail	AA99071-03 05111470000041 0016 N/A P1 Day 5 URN-1
1	Fail	AA99071-03 05111470000042 0016 N/A P1 Day 6 URN-1
1	Fail	AA99071-03 05111470000043 0017 N/A P1 Day 0 URN-1
1	Fail	AA99071-03 05111470000044 0017 N/A P1 Day 1 URN-1
1	Fail	AA99071-03 05111470000045 0017 N/A P1 Day 2 URN-1
1	Fail	AA99071-03 05111470000046 0017 N/A P1 Day 3 URN-1
1	Fail	AA99071-03 05111470000047 0017 N/A P1 Day 4 URN-1
1	Fail	AA99071-03 05111470000048 0017 N/A P1 Day 5 URN-1
1	Fail	AA99071-03 05111470000049 0017 N/A P1 Day 6 URN-1
2	Fail	AA99071-03 05111470000050 0020 N/A P1 Day 0 URN-1
2	Fail	AA99071-03 05111470000051 0020 N/A P1 Day 1 URN-1
2	Fail	AA99071-03 05111470000052 0020 N/A P1 Day 2 URN-1
2	Fail	AA99071-03 05111470000053 0020 N/A P1 Day 3 URN-1
2	Fail	AA99071-03 05111470000054 0020 N/A P1 Day 4 URN-1
2	Fail	AA99071-03 05111470000055 0020 N/A P1 Day 5 URN-1
2	Fail	AA99071-03 05111470000056 0020 N/A P1 Day 6 URN-1
2	Fail	AA99071-03 05111470000057 0022 N/A P1 Day 0 URN-1
2	Fail	AA99071-03 05111470000058 0022 N/A P1 Day 1 URN-1
2	Fail	AA99071-03 05111470000059 0022 N/A P1 Day 2 URN-1
2	Fail	AA99071-03 05111470000060 0022 N/A P1 Day 3 URN-1
2	Fail	AA99071-03 05111470000061 0022 N/A P1 Day 4 URN-1
2	Fail	AA99071-03 05111470000064 0023 N/A P1 Day 0 URN-1
2	Fail	AA99071-03 05111470000065 0023 N/A P1 Day 1 URN-1
2	Fail	AA99071-03 05111470000066 0023 N/A P1 Day 2 URN-1
2	Fail	AA99071-03 05111470000067 0023 N/A P1 Day 3 URN-1
2	Fail	AA99071-03 05111470000068 0023 N/A P1 Day 4 URN-1
2	Fail	AA99071-03 05111470000069 0023 N/A P1 Day 5 URN-1
2	Fail	AA99071-03 05111470000070 0023 N/A P1 Day 6 URN-1
2	Fail	AA99071-03 05111470000071 0025 N/A P1 Day 0 URN-1
2	Fail	AA99071-03 05111470000072 0025 N/A P1 Day 1 URN-1
2	Fail	AA99071-03 05111470000073 0025 N/A P1 Day 2 URN-1
2	Fail	AA99071-03 05111470000074 0025 N/A P1 Day 3 URN-1
2	Fail	AA99071-03 05111470000075 0025 N/A P1 Day 4 URN-1
2	Fail	AA99071-03 05111470000076 0025 N/A P1 Day 5 URN-1
2	Fail	AA99071-03 05111470000077 0025 N/A P1 Day 6 URN-1
2	Fail	AA99071-03 05111470000078 0028 N/A P1 Day 0 URN-1
2	Fail	AA99071-03 05111470000079 0028 N/A P1 Day 1 URN-1
2	Fail	AA99071-03 05111470000080 0028 N/A P1 Day 2 URN-1
2	Fail	AA99071-03 05111470000081 0028 N/A P1 Day 3 URN-1
2	Fail	AA99071-03 05111470000082 0028 N/A P1 Day 4 URN-1
2	Fail	AA99071-03 05111470000083 0028 N/A P1 Day 5 URN-1
2	Fail	AA99071-03 05111470000084 0028 N/A P1 Day 6 URN-1

3-HPMA, HBMA, and CEMA in Human Urine
Celerion Study AA99071-03

Run ID	Reason	Sample Name
2	Fail	AA99071-03 05111470000085 0029 N/A P1 Day 0 URN-1
2	Fail	AA99071-03 05111470000086 0029 N/A P1 Day 1 URN-1
2	Fail	AA99071-03 05111470000087 0029 N/A P1 Day 2 URN-1
2	Fail	AA99071-03 05111470000088 0029 N/A P1 Day 3 URN-1
2	Fail	AA99071-03 05111470000089 0029 N/A P1 Day 4 URN-1
2	Fail	AA99071-03 05111470000090 0029 N/A P1 Day 5 URN-1
2	Fail	AA99071-03 05111470000091 0029 N/A P1 Day 6 URN-1
2	Fail	AA99071-03 05111470000092 0030 N/A P1 Day 0 URN-1
2	Fail	AA99071-03 05111470000093 0030 N/A P1 Day 1 URN-1
2	Fail	AA99071-03 05111470000094 0030 N/A P1 Day 2 URN-1
2	Fail	AA99071-03 05111470000095 0030 N/A P1 Day 3 URN-1
2	Fail	AA99071-03 05111470000096 0030 N/A P1 Day 4 URN-1
2	Fail	AA99071-03 05111470000097 0030 N/A P1 Day 5 URN-1
2	Fail	AA99071-03 05111470000098 0030 N/A P1 Day 6 URN-1
2	Fail	AA99071-03 05111470000099 0031 N/A P1 Day 0 URN-1
2	Fail	AA99071-03 05111470000100 0031 N/A P1 Day 1 URN-1
2	Fail	AA99071-03 05111470000101 0031 N/A P1 Day 2 URN-1
2	Fail	AA99071-03 05111470000102 0031 N/A P1 Day 3 URN-1
2	Fail	AA99071-03 05111470000103 0031 N/A P1 Day 4 URN-1
2	Fail	AA99071-03 05111470000104 0031 N/A P1 Day 5 URN-1
2	Fail	AA99071-03 05111470000105 0031 N/A P1 Day 6 URN-1
3	Fail	AA99071-03 05111470000106 0034 N/A P1 Day 0 URN-1
3	Fail	AA99071-03 05111470000107 0034 N/A P1 Day 1 URN-1
3	Fail	AA99071-03 05111470000108 0034 N/A P1 Day 2 URN-1
3	Fail	AA99071-03 05111470000109 0034 N/A P1 Day 3 URN-1
3	Fail	AA99071-03 05111470000110 0034 N/A P1 Day 4 URN-1
3	Fail	AA99071-03 05111470000111 0034 N/A P1 Day 5 URN-1
3	Fail	AA99071-03 05111470000112 0034 N/A P1 Day 6 URN-1
3	Fail	AA99071-03 05111470000113 0035 N/A P1 Day 0 URN-1
3	Fail	AA99071-03 05111470000114 0035 N/A P1 Day 1 URN-1
3	Fail	AA99071-03 05111470000115 0035 N/A P1 Day 2 URN-1
3	Fail	AA99071-03 05111470000116 0035 N/A P1 Day 3 URN-1
3	Fail	AA99071-03 05111470000120 0038 N/A P1 Day 0 URN-1
3	Fail	AA99071-03 05111470000121 0038 N/A P1 Day 1 URN-1
3	Fail	AA99071-03 05111470000122 0038 N/A P1 Day 2 URN-1
3	Fail	AA99071-03 05111470000123 0038 N/A P1 Day 3 URN-1
3	Fail	AA99071-03 05111470000124 0038 N/A P1 Day 4 URN-1
3	Fail	AA99071-03 05111470000125 0038 N/A P1 Day 5 URN-1
3	Fail	AA99071-03 05111470000126 0038 N/A P1 Day 6 URN-1
3	Fail	AA99071-03 05111470000127 0039 N/A P1 Day 0 URN-1
3	Fail	AA99071-03 05111470000128 0039 N/A P1 Day 1 URN-1
3	Fail	AA99071-03 05111470000129 0039 N/A P1 Day 2 URN-1
3	Fail	AA99071-03 05111470000130 0039 N/A P1 Day 3 URN-1

3-HPMA, HBMA, and CEMA in Human Urine
Celerion Study AA99071-03

Run ID	Reason	Sample Name
3	Fail	AA99071-03 05111470000132 0039 N/A P1 Day 5 URN-1
3	Fail	AA99071-03 05111470000133 0039 N/A P1 Day 6 URN-1
3	Fail	AA99071-03 05111470000134 0044 N/A P1 Day 0 URN-1
3	Fail	AA99071-03 05111470000135 0044 N/A P1 Day 1 URN-1
3	Fail	AA99071-03 05111470000136 0044 N/A P1 Day 2 URN-1
3	Fail	AA99071-03 05111470000137 0044 N/A P1 Day 3 URN-1
3	Fail	AA99071-03 05111470000138 0044 N/A P1 Day 4 URN-1
3	Fail	AA99071-03 05111470000139 0044 N/A P1 Day 5 URN-1
3	Fail	AA99071-03 05111470000140 0044 N/A P1 Day 6 URN-1
3	Fail	AA99071-03 05111470000141 0049 N/A P1 Day 0 URN-1
3	Fail	AA99071-03 05111470000142 0049 N/A P1 Day 1 URN-1
3	Fail	AA99071-03 05111470000143 0049 N/A P1 Day 2 URN-1
3	Fail	AA99071-03 05111470000144 0049 N/A P1 Day 3 URN-1
3	Fail	AA99071-03 05111470000145 0049 N/A P1 Day 4 URN-1
3	Fail	AA99071-03 05111470000146 0049 N/A P1 Day 5 URN-1
3	Fail	AA99071-03 05111470000147 0049 N/A P1 Day 6 URN-1
3	Fail	AA99071-03 05111470000148 0052 N/A P1 Day 0 URN-1
3	Fail	AA99071-03 05111470000149 0052 N/A P1 Day 1 URN-1
3	Fail	AA99071-03 05111470000150 0052 N/A P1 Day 2 URN-1
3	Fail	AA99071-03 05111470000151 0052 N/A P1 Day 3 URN-1
3	Fail	AA99071-03 05111470000152 0052 N/A P1 Day 4 URN-1
3	Fail	AA99071-03 05111470000153 0052 N/A P1 Day 5 URN-1
3	Fail	AA99071-03 05111470000154 0052 N/A P1 Day 6 URN-1
3	Fail	AA99071-03 05111470000155 0053 N/A P1 Day 0 URN-1
3	Fail	AA99071-03 05111470000156 0053 N/A P1 Day 1 URN-1
3	Fail	AA99071-03 05111470000157 0053 N/A P1 Day 2 URN-1
3	Fail	AA99071-03 05111470000158 0053 N/A P1 Day 3 URN-1
3	Fail	AA99071-03 05111470000159 0053 N/A P1 Day 4 URN-1
3	Fail	AA99071-03 05111470000160 0053 N/A P1 Day 5 URN-1
3	Fail	AA99071-03 05111470000161 0053 N/A P1 Day 6 URN-1
5	Fail	AA99071-03 05111470000162 0055 N/A P1 Day 0 URN-1
5	Fail	AA99071-03 05111470000163 0055 N/A P1 Day 1 URN-1
5	Fail	AA99071-03 05111470000164 0055 N/A P1 Day 2 URN-1
5	Fail	AA99071-03 05111470000165 0055 N/A P1 Day 3 URN-1
5	Fail	AA99071-03 05111470000166 0055 N/A P1 Day 4 URN-1
5	Fail	AA99071-03 05111470000167 0055 N/A P1 Day 5 URN-1
5	Fail	AA99071-03 05111470000168 0055 N/A P1 Day 6 URN-1
5	Fail	AA99071-03 05111470000169 0057 N/A P1 Day 0 URN-1
5	Fail	AA99071-03 05111470000170 0057 N/A P1 Day 1 URN-1
5	Fail	AA99071-03 05111470000171 0057 N/A P1 Day 2 URN-1
5	Fail	AA99071-03 05111470000172 0057 N/A P1 Day 3 URN-1
5	Fail	AA99071-03 05111470000173 0057 N/A P1 Day 4 URN-1
5	Fail	AA99071-03 05111470000176 0060 N/A P1 Day 0 URN-1

3-HPMA, HBMA, and CEMA in Human Urine
Celerion Study AA99071-03

Run ID	Reason	Sample Name
5	Fail	AA99071-03 05111470000177 0060 N/A P1 Day 1 URN-1
5	Fail	AA99071-03 05111470000178 0060 N/A P1 Day 2 URN-1
5	Fail	AA99071-03 05111470000179 0060 N/A P1 Day 3 URN-1
5	Fail	AA99071-03 05111470000180 0060 N/A P1 Day 4 URN-1
5	Fail	AA99071-03 05111470000181 0060 N/A P1 Day 5 URN-1
5	Fail	AA99071-03 05111470000182 0060 N/A P1 Day 6 URN-1
5	Fail	AA99071-03 05111470000183 0062 N/A P1 Day 0 URN-1
5	Fail	AA99071-03 05111470000184 0062 N/A P1 Day 1 URN-1
5	Fail	AA99071-03 05111470000185 0062 N/A P1 Day 2 URN-1
5	Fail	AA99071-03 05111470000186 0062 N/A P1 Day 3 URN-1
5	Fail	AA99071-03 05111470000187 0062 N/A P1 Day 4 URN-1
5	Fail	AA99071-03 05111470000188 0062 N/A P1 Day 5 URN-1
5	Fail	AA99071-03 05111470000190 0064 N/A P1 Day 0 URN-1
5	Fail	AA99071-03 05111470000191 0064 N/A P1 Day 1 URN-1
5	Fail	AA99071-03 05111470000192 0064 N/A P1 Day 2 URN-1
5	Fail	AA99071-03 05111470000193 0064 N/A P1 Day 3 URN-1
5	Fail	AA99071-03 05111470000195 0064 N/A P1 Day 5 URN-1
5	Fail	AA99071-03 05111470000196 0064 N/A P1 Day 6 URN-1
6	Fail	AA99071-03 05111470000757 0066 N/A P1 Day 0 URN-1
6	Fail	AA99071-03 05111470000758 0066 N/A P1 Day 1 URN-1
6	Fail	AA99071-03 05111470000759 0066 N/A P1 Day 2 URN-1
6	Fail	AA99071-03 05111470000760 0066 N/A P1 Day 3 URN-1
6	Fail	AA99071-03 05111470000761 0066 N/A P1 Day 4 URN-1
6	Fail	AA99071-03 05111470000762 0066 N/A P1 Day 5 URN-1
6	Fail	AA99071-03 05111470000763 0066 N/A P1 Day 6 URN-1
6	Fail	AA99071-03 05111470000764 0067 N/A P1 Day 0 URN-1
6	Fail	AA99071-03 05111470000765 0067 N/A P1 Day 1 URN-1
6	Fail	AA99071-03 05111470000766 0067 N/A P1 Day 2 URN-1
6	Fail	AA99071-03 05111470000767 0067 N/A P1 Day 3 URN-1
6	Fail	AA99071-03 05111470000768 0067 N/A P1 Day 4 URN-1
6	Fail	AA99071-03 05111470000769 0067 N/A P1 Day 5 URN-1
6	Fail	AA99071-03 05111470000770 0067 N/A P1 Day 6 URN-1
6	Fail	AA99071-03 05111470000771 0069 N/A P1 Day 0 URN-1
6	Fail	AA99071-03 05111470000772 0069 N/A P1 Day 1 URN-1
6	Fail	AA99071-03 05111470000773 0069 N/A P1 Day 2 URN-1
6	Fail	AA99071-03 05111470000774 0069 N/A P1 Day 3 URN-1
6	Fail	AA99071-03 05111470000775 0069 N/A P1 Day 4 URN-1
6	Fail	AA99071-03 05111470000776 0069 N/A P1 Day 5 URN-1
6	Fail	AA99071-03 05111470000777 0069 N/A P1 Day 6 URN-1
6	Fail	AA99071-03 05111470000778 0071 N/A P1 Day 0 URN-1
6	Fail	AA99071-03 05111470000779 0071 N/A P1 Day 1 URN-1
6	Fail	AA99071-03 05111470000780 0071 N/A P1 Day 2 URN-1
6	Fail	AA99071-03 05111470000781 0071 N/A P1 Day 3 URN-1

3-HPMA, HBMA, and CEMA in Human Urine
Celerion Study AA99071-03

Run ID	Reason	Sample Name
6	Fail	AA99071-03 05111470000782 0071 N/A P1 Day 4 URN-1
6	Fail	AA99071-03 05111470000783 0071 N/A P1 Day 5 URN-1
6	Fail	AA99071-03 05111470000784 0071 N/A P1 Day 6 URN-1
6	Fail	AA99071-03 05111470000785 0072 N/A P1 Day 0 URN-1
6	Fail	AA99071-03 05111470000786 0072 N/A P1 Day 1 URN-1
6	Fail	AA99071-03 05111470000787 0072 N/A P1 Day 2 URN-1
6	Fail	AA99071-03 05111470000788 0072 N/A P1 Day 3 URN-1
6	Fail	AA99071-03 05111470000789 0072 N/A P1 Day 4 URN-1
6	Fail	AA99071-03 05111470000791 0072 N/A P1 Day 6 URN-1
7	Fail	AA99071-03 05111470000792 0074 N/A P1 Day 0 URN-1
7	Fail	AA99071-03 05111470000793 0074 N/A P1 Day 1 URN-1
7	Fail	AA99071-03 05111470000794 0074 N/A P1 Day 2 URN-1
7	Fail	AA99071-03 05111470000795 0074 N/A P1 Day 3 URN-1
7	Fail	AA99071-03 05111470000796 0074 N/A P1 Day 4 URN-1
7	Fail	AA99071-03 05111470000797 0074 N/A P1 Day 5 URN-1
7	Fail	AA99071-03 05111470000798 0074 N/A P1 Day 6 URN-1
7	Fail	AA99071-03 05111470000799 0076 N/A P1 Day 0 URN-1
7	Fail	AA99071-03 05111470000800 0076 N/A P1 Day 1 URN-1
7	Fail	AA99071-03 05111470000801 0076 N/A P1 Day 2 URN-1
7	Fail	AA99071-03 05111470000802 0076 N/A P1 Day 3 URN-1
7	Fail	AA99071-03 05111470000803 0076 N/A P1 Day 4 URN-1
7	Fail	AA99071-03 05111470000804 0076 N/A P1 Day 5 URN-1
7	Fail	AA99071-03 05111470000805 0076 N/A P1 Day 6 URN-1
7	Fail	AA99071-03 05111470000806 0080 N/A P1 Day 0 URN-1
7	Fail	AA99071-03 05111470000807 0080 N/A P1 Day 1 URN-1
7	Fail	AA99071-03 05111470000808 0080 N/A P1 Day 2 URN-1
7	Fail	AA99071-03 05111470000809 0080 N/A P1 Day 3 URN-1
7	Fail	AA99071-03 05111470000810 0080 N/A P1 Day 4 URN-1
7	Fail	AA99071-03 05111470000811 0080 N/A P1 Day 5 URN-1
7	Fail	AA99071-03 05111470000812 0080 N/A P1 Day 6 URN-1
7	Fail	AA99071-03 05111470000813 0083 N/A P1 Day 0 URN-1
7	Fail	AA99071-03 05111470000814 0083 N/A P1 Day 1 URN-1
7	Fail	AA99071-03 05111470000815 0083 N/A P1 Day 2 URN-1
7	Fail	AA99071-03 05111470000816 0083 N/A P1 Day 3 URN-1
7	Fail	AA99071-03 05111470000817 0083 N/A P1 Day 4 URN-1
7	Fail	AA99071-03 05111470000818 0083 N/A P1 Day 5 URN-1
7	Fail	AA99071-03 05111470000819 0083 N/A P1 Day 6 URN-1
7	Fail	AA99071-03 05111470000820 0085 N/A P1 Day 0 URN-1
7	Fail	AA99071-03 05111470000821 0085 N/A P1 Day 1 URN-1
7	Fail	AA99071-03 05111470000822 0085 N/A P1 Day 2 URN-1
7	Fail	AA99071-03 05111470000823 0085 N/A P1 Day 3 URN-1
9	Fail	AA99071-03 05111470000890 0110 N/A P1 Day 0 URN-1
9	Fail	AA99071-03 05111470000891 0110 N/A P1 Day 1 URN-1

3-HPMA, HBMA, and CEMA in Human Urine
Celerion Study AA99071-03

Run ID	Reason	Sample Name
9	Fail	AA99071-03 05111470000892 0110 N/A P1 Day 2 URN-1
9	Fail	AA99071-03 05111470000893 0110 N/A P1 Day 3 URN-1
9	Fail	AA99071-03 05111470000894 0110 N/A P1 Day 4 URN-1
9	Fail	AA99071-03 05111470000895 0110 N/A P1 Day 5 URN-1
9	Fail	AA99071-03 05111470000896 0110 N/A P1 Day 6 URN-1
9	Fail	AA99071-03 05111470000897 0112 N/A P1 Day 0 URN-1
9	Fail	AA99071-03 05111470000898 0112 N/A P1 Day 1 URN-1
9	Fail	AA99071-03 05111470000899 0112 N/A P1 Day 2 URN-1
9	Fail	AA99071-03 05111470000900 0112 N/A P1 Day 3 URN-1
9	Fail	AA99071-03 05111470000901 0112 N/A P1 Day 4 URN-1
9	Fail	AA99071-03 05111470000902 0112 N/A P1 Day 5 URN-1
9	Fail	AA99071-03 05111470000903 0112 N/A P1 Day 6 URN-1
9	Fail	AA99071-03 05111470000904 0114 N/A P1 Day 0 URN-1
9	Fail	AA99071-03 05111470000905 0114 N/A P1 Day 1 URN-1
9	Fail	AA99071-03 05111470000906 0114 N/A P1 Day 2 URN-1
9	Fail	AA99071-03 05111470000907 0114 N/A P1 Day 3 URN-1
9	Fail	AA99071-03 05111470000908 0114 N/A P1 Day 4 URN-1
9	Fail	AA99071-03 05111470000909 0114 N/A P1 Day 5 URN-1
9	Fail	AA99071-03 05111470000910 0114 N/A P1 Day 6 URN-1
9	Fail	AA99071-03 05111470000911 0117 N/A P1 Day 0 URN-1
9	Fail	AA99071-03 05111470000913 0117 N/A P1 Day 2 URN-1
9	Fail	AA99071-03 05111470000914 0117 N/A P1 Day 3 URN-1
9	Fail	AA99071-03 05111470000915 0117 N/A P1 Day 4 URN-1
9	Fail	AA99071-03 05111470000916 0117 N/A P1 Day 5 URN-1
9	Fail	AA99071-03 05111470000917 0117 N/A P1 Day 6 URN-1
9	Fail	AA99071-03 05111470000918 0118 N/A P1 Day 0 URN-1
9	Fail	AA99071-03 05111470000919 0118 N/A P1 Day 1 URN-1
9	Fail	AA99071-03 05111470000920 0118 N/A P1 Day 2 URN-1
9	Fail	AA99071-03 05111470000921 0118 N/A P1 Day 3 URN-1
9	Fail	AA99071-03 05111470000922 0118 N/A P1 Day 4 URN-1
9	Fail	AA99071-03 05111470000923 0118 N/A P1 Day 5 URN-1
9	Fail	AA99071-03 05111470000925 0121 N/A P1 Day 0 URN-1
9	Fail	AA99071-03 05111470000926 0121 N/A P1 Day 1 URN-1
9	Fail	AA99071-03 05111470000927 0121 N/A P1 Day 2 URN-1
9	Fail	AA99071-03 05111470000928 0121 N/A P1 Day 3 URN-1
9	Fail	AA99071-03 05111470000929 0121 N/A P1 Day 4 URN-1
9	Fail	AA99071-03 05111470000930 0121 N/A P1 Day 5 URN-1
9	Fail	AA99071-03 05111470000931 0121 N/A P1 Day 6 URN-1
9	Fail	AA99071-03 05111470000932 0122 N/A P1 Day 0 URN-1
9	Fail	AA99071-03 05111470000933 0122 N/A P1 Day 1 URN-1
9	Fail	AA99071-03 05111470000934 0122 N/A P1 Day 2 URN-1
9	Fail	AA99071-03 05111470000935 0122 N/A P1 Day 3 URN-1
9	Fail	AA99071-03 05111470000936 0122 N/A P1 Day 4 URN-1

3-HPMA, HBMA, and CEMA in Human Urine
Celerion Study AA99071-03

Run ID	Reason	Sample Name
9	Fail	AA99071-03 05111470000937 0122 N/A P1 Day 5 URN-1
9	Fail	AA99071-03 05111470000938 0122 N/A P1 Day 6 URN-1
9	Fail	AA99071-03 05111470000939 0123 N/A P1 Day 0 URN-1
9	Fail	AA99071-03 05111470000940 0123 N/A P1 Day 1 URN-1
9	Fail	AA99071-03 05111470000941 0123 N/A P1 Day 2 URN-1
9	Fail	AA99071-03 05111470000942 0123 N/A P1 Day 3 URN-1
9	Fail	AA99071-03 05111470000943 0123 N/A P1 Day 4 URN-1
9	Fail	AA99071-03 05111470000944 0123 N/A P1 Day 5 URN-1
9	Fail	AA99071-03 05111470000945 0123 N/A P1 Day 6 URN-1
9	Fail	AA99071-03 05111470000701 0001 N/A P1 Day 0 URN-1
9	Fail	AA99071-03 05111470000702 0001 N/A P1 Day 1 URN-1
9	Fail	AA99071-03 05111470000703 0001 N/A P1 Day 2 URN-1
9	Fail	AA99071-03 05111470000704 0001 N/A P1 Day 3 URN-1
9	Fail	AA99071-03 05111470000705 0001 N/A P1 Day 4 URN-1
9	Fail	AA99071-03 05111470000706 0001 N/A P1 Day 5 URN-1
9	Fail	AA99071-03 05111470000707 0001 N/A P1 Day 6 URN-1
10	Fail	AA99071-03 05111470000708 0004 N/A P1 Day 0 URN-1
10	Fail	AA99071-03 05111470000709 0004 N/A P1 Day 1 URN-1
10	Fail	AA99071-03 05111470000710 0004 N/A P1 Day 2 URN-1
10	Fail	AA99071-03 05111470000711 0004 N/A P1 Day 3 URN-1
10	Fail	AA99071-03 05111470000712 0004 N/A P1 Day 4 URN-1
10	Fail	AA99071-03 05111470000713 0004 N/A P1 Day 5 URN-1
10	Fail	AA99071-03 05111470000714 0004 N/A P1 Day 6 URN-1
10	Fail	AA99071-03 05111470000715 0013 N/A P1 Day 0 URN-1
10	Fail	AA99071-03 05111470000716 0013 N/A P1 Day 1 URN-1
10	Fail	AA99071-03 05111470000717 0013 N/A P1 Day 2 URN-1
10	Fail	AA99071-03 05111470000718 0013 N/A P1 Day 3 URN-1
10	Fail	AA99071-03 05111470000719 0013 N/A P1 Day 4 URN-1
10	Fail	AA99071-03 05111470000720 0013 N/A P1 Day 5 URN-1
10	Fail	AA99071-03 05111470000721 0013 N/A P1 Day 6 URN-1
10	Fail	AA99071-03 05111470000722 0021 N/A P1 Day 0 URN-1
10	Fail	AA99071-03 05111470000723 0021 N/A P1 Day 1 URN-1
10	Fail	AA99071-03 05111470000724 0021 N/A P1 Day 2 URN-1
10	Fail	AA99071-03 05111470000725 0021 N/A P1 Day 3 URN-1
10	Fail	AA99071-03 05111470000726 0021 N/A P1 Day 4 URN-1
10	Fail	AA99071-03 05111470000727 0021 N/A P1 Day 5 URN-1
10	Fail	AA99071-03 05111470000728 0021 N/A P1 Day 6 URN-1
10	Fail	AA99071-03 05111470000729 0037 N/A P1 Day 0 URN-1
10	Fail	AA99071-03 05111470000730 0037 N/A P1 Day 1 URN-1
10	Fail	AA99071-03 05111470000731 0037 N/A P1 Day 2 URN-1
10	Fail	AA99071-03 05111470000732 0037 N/A P1 Day 3 URN-1
10	Fail	AA99071-03 05111470000733 0037 N/A P1 Day 4 URN-1
10	Fail	AA99071-03 05111470000734 0037 N/A P1 Day 5 URN-1

3-HPMA, HBMA, and CEMA in Human Urine
Celerion Study AA99071-03

Run ID	Reason	Sample Name
10	Fail	AA99071-03 05111470000735 0037 N/A P1 Day 6 URN-1
10	Fail	AA99071-03 05111470000736 0042 N/A P1 Day 0 URN-1
10	Fail	AA99071-03 05111470000737 0042 N/A P1 Day 1 URN-1
10	Fail	AA99071-03 05111470000738 0042 N/A P1 Day 2 URN-1
10	Fail	AA99071-03 05111470000739 0042 N/A P1 Day 3 URN-1
10	Fail	AA99071-03 05111470000740 0042 N/A P1 Day 4 URN-1
10	Fail	AA99071-03 05111470000741 0042 N/A P1 Day 5 URN-1
10	Fail	AA99071-03 05111470000742 0042 N/A P1 Day 6 URN-1
10	Fail	AA99071-03 05111470000743 0051 N/A P1 Day 0 URN-1
10	Fail	AA99071-03 05111470000744 0051 N/A P1 Day 1 URN-1
10	Fail	AA99071-03 05111470000745 0051 N/A P1 Day 2 URN-1
10	Fail	AA99071-03 05111470000746 0051 N/A P1 Day 3 URN-1
10	Fail	AA99071-03 05111470000747 0051 N/A P1 Day 4 URN-1
10	Fail	AA99071-03 05111470000748 0051 N/A P1 Day 5 URN-1
10	Fail	AA99071-03 05111470000749 0051 N/A P1 Day 6 URN-1
10	Fail	AA99071-03 05111470000750 0063 N/A P1 Day 0 URN-1
10	Fail	AA99071-03 05111470000751 0063 N/A P1 Day 1 URN-1
10	Fail	AA99071-03 05111470000752 0063 N/A P1 Day 2 URN-1
10	Fail	AA99071-03 05111470000753 0063 N/A P1 Day 3 URN-1
10	Fail	AA99071-03 05111470000754 0063 N/A P1 Day 4 URN-1
10	Fail	AA99071-03 05111470000755 0063 N/A P1 Day 5 URN-1
10	Fail	AA99071-03 05111470000756 0063 N/A P1 Day 6 URN-1
10	Fail	AA99071-03 05111470000063 0022 N/A P1 Day 6 URN-1
10	Fail	AA99071-03 05111470000117 0035 N/A P1 Day 4 URN-1
10	Fail	AA99071-03 05111470000118 0035 N/A P1 Day 5 URN-1
10	Fail	AA99071-03 05111470000119 0035 N/A P1 Day 6 URN-1
10	Fail	AA99071-03 05111470000131 0039 N/A P1 Day 4 URN-1
10	Fail	AA99071-03 05111470000194 0064 N/A P1 Day 4 URN-1
11	Fail	AA99071-03 05111470001051 0152 N/A P1 Day 0 URN-1
11	Fail	AA99071-03 05111470001052 0152 N/A P1 Day 1 URN-1
11	Fail	AA99071-03 05111470001053 0152 N/A P1 Day 2 URN-1
11	Fail	AA99071-03 05111470001054 0152 N/A P1 Day 3 URN-1
11	Fail	AA99071-03 05111470001055 0152 N/A P1 Day 4 URN-1
11	Fail	AA99071-03 05111470001056 0152 N/A P1 Day 5 URN-1
11	Fail	AA99071-03 05111470001057 0152 N/A P1 Day 6 URN-1
11	Fail	AA99071-03 05111470001058 0153 N/A P1 Day 0 URN-1
11	Fail	AA99071-03 05111470001059 0153 N/A P1 Day 1 URN-1
11	Fail	AA99071-03 05111470001060 0153 N/A P1 Day 2 URN-1
11	Fail	AA99071-03 05111470001061 0153 N/A P1 Day 3 URN-1
11	Fail	AA99071-03 05111470001062 0153 N/A P1 Day 4 URN-1
11	Fail	AA99071-03 05111470001063 0153 N/A P1 Day 5 URN-1
11	Fail	AA99071-03 05111470001064 0153 N/A P1 Day 6 URN-1
11	Fail	AA99071-03 05111470001065 0155 N/A P1 Day 0 URN-1

3-HPMA, HBMA, and CEMA in Human Urine
Celerion Study AA99071-03

Run ID	Reason	Sample Name
11	Fail	AA99071-03 05111470001066 0155 N/A P1 Day 1 URN-1
11	Fail	AA99071-03 05111470001067 0155 N/A P1 Day 2 URN-1
11	Fail	AA99071-03 05111470001068 0155 N/A P1 Day 3 URN-1
11	Fail	AA99071-03 05111470001069 0155 N/A P1 Day 4 URN-1
11	Fail	AA99071-03 05111470001070 0155 N/A P1 Day 5 URN-1
11	Fail	AA99071-03 05111470001071 0155 N/A P1 Day 6 URN-1
11	Fail	AA99071-03 05111470001072 0156 N/A P1 Day 0 URN-1
11	Fail	AA99071-03 05111470001073 0156 N/A P1 Day 1 URN-1
11	Fail	AA99071-03 05111470001074 0156 N/A P1 Day 2 URN-1
11	Fail	AA99071-03 05111470001075 0156 N/A P1 Day 3 URN-1
11	Fail	AA99071-03 05111470001076 0156 N/A P1 Day 4 URN-1
11	Fail	AA99071-03 05111470001077 0156 N/A P1 Day 5 URN-1
11	Fail	AA99071-03 05111470001078 0156 N/A P1 Day 6 URN-1
11	Fail	AA99071-03 05111470001079 0160 N/A P1 Day 0 URN-1
11	Fail	AA99071-03 05111470001080 0160 N/A P1 Day 1 URN-1
11	Fail	AA99071-03 05111470001081 0160 N/A P1 Day 2 URN-1
11	Fail	AA99071-03 05111470001082 0160 N/A P1 Day 3 URN-1
11	Fail	AA99071-03 05111470001083 0160 N/A P1 Day 4 URN-1
11	Fail	AA99071-03 05111470001084 0160 N/A P1 Day 5 URN-1
11	Fail	AA99071-03 05111470001085 0160 N/A P1 Day 6 URN-1
11	Fail	AA99071-03 05111470001086 0162 N/A P1 Day 0 URN-1
11	Fail	AA99071-03 05111470001087 0162 N/A P1 Day 1 URN-1
11	Fail	AA99071-03 05111470001088 0162 N/A P1 Day 2 URN-1
11	Fail	AA99071-03 05111470001089 0162 N/A P1 Day 3 URN-1
11	Fail	AA99071-03 05111470001090 0162 N/A P1 Day 4 URN-1
11	Fail	AA99071-03 05111470001091 0162 N/A P1 Day 5 URN-1
11	Fail	AA99071-03 05111470001092 0162 N/A P1 Day 6 URN-1
11	Fail	AA99071-03 05111470001093 0167 N/A P1 Day 0 URN-1
11	Fail	AA99071-03 05111470001094 0167 N/A P1 Day 1 URN-1
11	Fail	AA99071-03 05111470001095 0167 N/A P1 Day 2 URN-1
11	Fail	AA99071-03 05111470001096 0167 N/A P1 Day 3 URN-1
11	Fail	AA99071-03 05111470001097 0167 N/A P1 Day 4 URN-1
11	Fail	AA99071-03 05111470001098 0167 N/A P1 Day 5 URN-1
11	Fail	AA99071-03 05111470001099 0167 N/A P1 Day 6 URN-1
11	Fail	AA99071-03 05111470001100 0169 N/A P1 Day 0 URN-1
11	Fail	AA99071-03 05111470001101 0169 N/A P1 Day 1 URN-1
11	Fail	AA99071-03 05111470001102 0169 N/A P1 Day 2 URN-1
11	Fail	AA99071-03 05111470001103 0169 N/A P1 Day 3 URN-1
11	Fail	AA99071-03 05111470001104 0169 N/A P1 Day 4 URN-1
11	Fail	AA99071-03 05111470001105 0169 N/A P1 Day 5 URN-1
11	Fail	AA99071-03 05111470001106 0169 N/A P1 Day 6 URN-1
12	Fail	AA99071-03 05111470000827 0086 N/A P1 Day 0 URN-1
12	Fail	AA99071-03 05111470000828 0086 N/A P1 Day 1 URN-1

3-HPMA, HBMA, and CEMA in Human Urine
Celerion Study AA99071-03

Run ID	Reason	Sample Name
12	Fail	AA99071-03 05111470000829 0086 N/A P1 Day 2 URN-1
12	Fail	AA99071-03 05111470000830 0086 N/A P1 Day 3 URN-1
12	Fail	AA99071-03 05111470000831 0086 N/A P1 Day 4 URN-1
12	Fail	AA99071-03 05111470000832 0086 N/A P1 Day 5 URN-1
12	Fail	AA99071-03 05111470000833 0086 N/A P1 Day 6 URN-1
12	Fail	AA99071-03 05111470000834 0087 N/A P1 Day 0 URN-1
12	Fail	AA99071-03 05111470000835 0087 N/A P1 Day 1 URN-1
12	Fail	AA99071-03 05111470000836 0087 N/A P1 Day 2 URN-1
12	Fail	AA99071-03 05111470000837 0087 N/A P1 Day 3 URN-1
12	Fail	AA99071-03 05111470000838 0087 N/A P1 Day 4 URN-1
12	Fail	AA99071-03 05111470000839 0087 N/A P1 Day 5 URN-1
12	Fail	AA99071-03 05111470000840 0087 N/A P1 Day 6 URN-1
12	Fail	AA99071-03 05111470000841 0088 N/A P1 Day 0 URN-1
12	Fail	AA99071-03 05111470000842 0088 N/A P1 Day 1 URN-1
12	Fail	AA99071-03 05111470000843 0088 N/A P1 Day 2 URN-1
12	Fail	AA99071-03 05111470000844 0088 N/A P1 Day 3 URN-1
12	Fail	AA99071-03 05111470000845 0088 N/A P1 Day 4 URN-1
12	Fail	AA99071-03 05111470000846 0088 N/A P1 Day 5 URN-1
12	Fail	AA99071-03 05111470000847 0088 N/A P1 Day 6 URN-1
12	Fail	AA99071-03 05111470000849 0090 N/A P1 Day 1 URN-1
12	Fail	AA99071-03 05111470000850 0090 N/A P1 Day 2 URN-1
12	Fail	AA99071-03 05111470000851 0090 N/A P1 Day 3 URN-1
12	Fail	AA99071-03 05111470000852 0090 N/A P1 Day 4 URN-1
12	Fail	AA99071-03 05111470000853 0090 N/A P1 Day 5 URN-1
12	Fail	AA99071-03 05111470000854 0090 N/A P1 Day 6 URN-1
12	Fail	AA99071-03 05111470000855 0093 N/A P1 Day 0 URN-1
12	Fail	AA99071-03 05111470000857 0093 N/A P1 Day 2 URN-1
12	Fail	AA99071-03 05111470000858 0093 N/A P1 Day 3 URN-1
12	Fail	AA99071-03 05111470000859 0093 N/A P1 Day 4 URN-1
12	Fail	AA99071-03 05111470000860 0093 N/A P1 Day 5 URN-1
12	Fail	AA99071-03 05111470000861 0093 N/A P1 Day 6 URN-1
12	Fail	AA99071-03 05111470000862 0104 N/A P1 Day 0 URN-1
12	Fail	AA99071-03 05111470000863 0104 N/A P1 Day 1 URN-1
12	Fail	AA99071-03 05111470000864 0104 N/A P1 Day 2 URN-1
12	Fail	AA99071-03 05111470000865 0104 N/A P1 Day 3 URN-1
12	Fail	AA99071-03 05111470000866 0104 N/A P1 Day 4 URN-1
12	Fail	AA99071-03 05111470000867 0104 N/A P1 Day 5 URN-1
12	Fail	AA99071-03 05111470000868 0104 N/A P1 Day 6 URN-1
12	Fail	AA99071-03 05111470000869 0105 N/A P1 Day 0 URN-1
12	Fail	AA99071-03 05111470000870 0105 N/A P1 Day 1 URN-1
12	Fail	AA99071-03 05111470000871 0105 N/A P1 Day 2 URN-1
12	Fail	AA99071-03 05111470000872 0105 N/A P1 Day 3 URN-1
12	Fail	AA99071-03 05111470000873 0105 N/A P1 Day 4 URN-1

3-HPMA, HBMA, and CEMA in Human Urine
Celerion Study AA99071-03

Run ID	Reason	Sample Name
12	Fail	AA99071-03 05111470000874 0105 N/A P1 Day 5 URN-1
12	Fail	AA99071-03 05111470000875 0105 N/A P1 Day 6 URN-1
12	Fail	AA99071-03 05111470000876 0106 N/A P1 Day 0 URN-1
12	Fail	AA99071-03 05111470000877 0106 N/A P1 Day 1 URN-1
12	Fail	AA99071-03 05111470000878 0106 N/A P1 Day 2 URN-1
12	Fail	AA99071-03 05111470000879 0106 N/A P1 Day 3 URN-1
12	Fail	AA99071-03 05111470000880 0106 N/A P1 Day 4 URN-1
12	Fail	AA99071-03 05111470000881 0106 N/A P1 Day 5 URN-1
12	Fail	AA99071-03 05111470000882 0106 N/A P1 Day 6 URN-1
12	Fail	AA99071-03 05111470000883 0107 N/A P1 Day 0 URN-1
12	Fail	AA99071-03 05111470000884 0107 N/A P1 Day 1 URN-1
12	Fail	AA99071-03 05111470000885 0107 N/A P1 Day 2 URN-1
12	Fail	AA99071-03 05111470000886 0107 N/A P1 Day 3 URN-1
12	Fail	AA99071-03 05111470000887 0107 N/A P1 Day 4 URN-1
12	Fail	AA99071-03 05111470000888 0107 N/A P1 Day 5 URN-1
12	Fail	AA99071-03 05111470000889 0107 N/A P1 Day 6 URN-1
13	Fail	AA99071-03 05111470000912 0117 N/A P1 Day 1 URN-1
13	Fail	AA99071-03 05111470000924 0118 N/A P1 Day 6 URN-1
13	Fail	AA99071-03 05111470000946 0126 N/A P1 Day 0 URN-1
13	Fail	AA99071-03 05111470000947 0126 N/A P1 Day 1 URN-1
13	Fail	AA99071-03 05111470000948 0126 N/A P1 Day 2 URN-1
13	Fail	AA99071-03 05111470000949 0126 N/A P1 Day 3 URN-1
13	Fail	AA99071-03 05111470000950 0126 N/A P1 Day 4 URN-1
13	Fail	AA99071-03 05111470000951 0126 N/A P1 Day 5 URN-1
13	Fail	AA99071-03 05111470000952 0126 N/A P1 Day 6 URN-1
13	Fail	AA99071-03 05111470000953 0127 N/A P1 Day 0 URN-1
13	Fail	AA99071-03 05111470000954 0127 N/A P1 Day 1 URN-1
13	Fail	AA99071-03 05111470000955 0127 N/A P1 Day 2 URN-1
13	Fail	AA99071-03 05111470000956 0127 N/A P1 Day 3 URN-1
13	Fail	AA99071-03 05111470000957 0127 N/A P1 Day 4 URN-1
13	Fail	AA99071-03 05111470000958 0127 N/A P1 Day 5 URN-1
13	Fail	AA99071-03 05111470000959 0127 N/A P1 Day 6 URN-1
13	Fail	AA99071-03 05111470000960 0128 N/A P1 Day 0 URN-1
13	Fail	AA99071-03 05111470000961 0128 N/A P1 Day 1 URN-1
13	Fail	AA99071-03 05111470000962 0128 N/A P1 Day 2 URN-1
13	Fail	AA99071-03 05111470000963 0128 N/A P1 Day 3 URN-1
13	Fail	AA99071-03 05111470000964 0128 N/A P1 Day 4 URN-1
13	Fail	AA99071-03 05111470000965 0128 N/A P1 Day 5 URN-1
13	Fail	AA99071-03 05111470000966 0128 N/A P1 Day 6 URN-1
13	Fail	AA99071-03 05111470000967 0129 N/A P1 Day 0 URN-1
13	Fail	AA99071-03 05111470000968 0129 N/A P1 Day 1 URN-1
13	Fail	AA99071-03 05111470000969 0129 N/A P1 Day 2 URN-1
13	Fail	AA99071-03 05111470000970 0129 N/A P1 Day 3 URN-1

3-HPMA, HBMA, and CEMA in Human Urine
Celerion Study AA99071-03

Run ID	Reason	Sample Name
13	Fail	AA99071-03 05111470000971 0129 N/A P1 Day 4 URN-1
13	Fail	AA99071-03 05111470000972 0129 N/A P1 Day 5 URN-1
13	Fail	AA99071-03 05111470000973 0129 N/A P1 Day 6 URN-1
13	Fail	AA99071-03 05111470000974 0130 N/A P1 Day 0 URN-1
13	Fail	AA99071-03 05111470000975 0130 N/A P1 Day 1 URN-1
13	Fail	AA99071-03 05111470000976 0130 N/A P1 Day 2 URN-1
13	Fail	AA99071-03 05111470000977 0130 N/A P1 Day 3 URN-1
13	Fail	AA99071-03 05111470000978 0130 N/A P1 Day 4 URN-1
13	Fail	AA99071-03 05111470000979 0130 N/A P1 Day 5 URN-1
13	Fail	AA99071-03 05111470000980 0130 N/A P1 Day 6 URN-1
13	Fail	AA99071-03 05111470000981 0133 N/A P1 Day 0 URN-1
13	Fail	AA99071-03 05111470000982 0133 N/A P1 Day 1 URN-1
13	Fail	AA99071-03 05111470000983 0133 N/A P1 Day 2 URN-1
13	Fail	AA99071-03 05111470000984 0133 N/A P1 Day 3 URN-1
13	Fail	AA99071-03 05111470000985 0133 N/A P1 Day 4 URN-1
13	Fail	AA99071-03 05111470000986 0133 N/A P1 Day 5 URN-1
13	Fail	AA99071-03 05111470000987 0133 N/A P1 Day 6 URN-1
13	Fail	AA99071-03 05111470000239 0134 N/A P1 Day 0 URN-1
13	Fail	AA99071-03 05111470000240 0134 N/A P1 Day 1 URN-1
13	Fail	AA99071-03 05111470000241 0134 N/A P1 Day 2 URN-1
13	Fail	AA99071-03 05111470000242 0134 N/A P1 Day 3 URN-1
13	Fail	AA99071-03 05111470000243 0134 N/A P1 Day 4 URN-1
13	Fail	AA99071-03 05111470000244 0134 N/A P1 Day 5 URN-1
13	Fail	AA99071-03 05111470000245 0134 N/A P1 Day 6 URN-1
13	Fail	AA99071-03 05111470000988 0136 N/A P1 Day 0 URN-1
13	Fail	AA99071-03 05111470000989 0136 N/A P1 Day 1 URN-1
13	Fail	AA99071-03 05111470000990 0136 N/A P1 Day 2 URN-1
13	Fail	AA99071-03 05111470000991 0136 N/A P1 Day 3 URN-1
13	Fail	AA99071-03 05111470000992 0136 N/A P1 Day 4 URN-1
13	Fail	AA99071-03 05111470000993 0136 N/A P1 Day 5 URN-1
13	Fail	AA99071-03 05111470000994 0136 N/A P1 Day 6 URN-1
14	Fail	AA99071-03 05111470000995 0137 N/A P1 Day 0 URN-1
14	Fail	AA99071-03 05111470000996 0137 N/A P1 Day 1 URN-1
14	Fail	AA99071-03 05111470000997 0137 N/A P1 Day 2 URN-1
14	Fail	AA99071-03 05111470000998 0137 N/A P1 Day 3 URN-1
14	Fail	AA99071-03 05111470000999 0137 N/A P1 Day 4 URN-1
14	Fail	AA99071-03 05111470001000 0137 N/A P1 Day 5 URN-1
14	Fail	AA99071-03 05111470001001 0137 N/A P1 Day 6 URN-1
14	Fail	AA99071-03 05111470001002 0139 N/A P1 Day 0 URN-1
14	Fail	AA99071-03 05111470001003 0139 N/A P1 Day 1 URN-1
14	Fail	AA99071-03 05111470001004 0139 N/A P1 Day 2 URN-1
14	Fail	AA99071-03 05111470001005 0139 N/A P1 Day 3 URN-1
14	Fail	AA99071-03 05111470001006 0139 N/A P1 Day 4 URN-1

3-HPMA, HBMA, and CEMA in Human Urine
Celerion Study AA99071-03

Run ID	Reason	Sample Name
14	Fail	AA99071-03 05111470001007 0139 N/A P1 Day 5 URN-1
14	Fail	AA99071-03 05111470001008 0139 N/A P1 Day 6 URN-1
14	Fail	AA99071-03 05111470001009 0140 N/A P1 Day 0 URN-1
14	Fail	AA99071-03 05111470001010 0140 N/A P1 Day 1 URN-1
14	Fail	AA99071-03 05111470001011 0140 N/A P1 Day 2 URN-1
14	Fail	AA99071-03 05111470001012 0140 N/A P1 Day 3 URN-1
14	Fail	AA99071-03 05111470001013 0140 N/A P1 Day 4 URN-1
14	Fail	AA99071-03 05111470001014 0140 N/A P1 Day 5 URN-1
14	Fail	AA99071-03 05111470001015 0140 N/A P1 Day 6 URN-1
14	Fail	AA99071-03 05111470001016 0145 N/A P1 Day 0 URN-1
14	Fail	AA99071-03 05111470001017 0145 N/A P1 Day 1 URN-1
14	Fail	AA99071-03 05111470001018 0145 N/A P1 Day 2 URN-1
14	Fail	AA99071-03 05111470001019 0145 N/A P1 Day 3 URN-1
14	Fail	AA99071-03 05111470001020 0145 N/A P1 Day 4 URN-1
14	Fail	AA99071-03 05111470001021 0145 N/A P1 Day 5 URN-1
14	Fail	AA99071-03 05111470001022 0145 N/A P1 Day 6 URN-1
14	Fail	AA99071-03 05111470001023 0147 N/A P1 Day 0 URN-1
14	Fail	AA99071-03 05111470001024 0147 N/A P1 Day 1 URN-1
14	Fail	AA99071-03 05111470001025 0147 N/A P1 Day 2 URN-1
14	Fail	AA99071-03 05111470001026 0147 N/A P1 Day 3 URN-1
14	Fail	AA99071-03 05111470001027 0147 N/A P1 Day 4 URN-1
14	Fail	AA99071-03 05111470001028 0147 N/A P1 Day 5 URN-1
14	Fail	AA99071-03 05111470001029 0147 N/A P1 Day 6 URN-1
14	Fail	AA99071-03 05111470001030 0148 N/A P1 Day 0 URN-1
14	Fail	AA99071-03 05111470001031 0148 N/A P1 Day 1 URN-1
14	Fail	AA99071-03 05111470001032 0148 N/A P1 Day 2 URN-1
14	Fail	AA99071-03 05111470001033 0148 N/A P1 Day 3 URN-1
14	Fail	AA99071-03 05111470001034 0148 N/A P1 Day 4 URN-1
14	Fail	AA99071-03 05111470001035 0148 N/A P1 Day 5 URN-1
14	Fail	AA99071-03 05111470001036 0148 N/A P1 Day 6 URN-1
14	Fail	AA99071-03 05111470001037 0149 N/A P1 Day 0 URN-1
14	Fail	AA99071-03 05111470001038 0149 N/A P1 Day 1 URN-1
14	Fail	AA99071-03 05111470001039 0149 N/A P1 Day 2 URN-1
14	Fail	AA99071-03 05111470001040 0149 N/A P1 Day 3 URN-1
14	Fail	AA99071-03 05111470001041 0149 N/A P1 Day 4 URN-1
14	Fail	AA99071-03 05111470001042 0149 N/A P1 Day 5 URN-1
14	Fail	AA99071-03 05111470001043 0149 N/A P1 Day 6 URN-1
14	Fail	AA99071-03 05111470001044 0150 N/A P1 Day 0 URN-1
14	Fail	AA99071-03 05111470001045 0150 N/A P1 Day 1 URN-1
14	Fail	AA99071-03 05111470001046 0150 N/A P1 Day 2 URN-1
14	Fail	AA99071-03 05111470001047 0150 N/A P1 Day 3 URN-1
14	Fail	AA99071-03 05111470001048 0150 N/A P1 Day 4 URN-1
14	Fail	AA99071-03 05111470001049 0150 N/A P1 Day 5 URN-1

3-HPMA, HBMA, and CEMA in Human Urine
Celerion Study AA99071-03

Run ID	Reason	Sample Name
14	Fail	AA99071-03 05111470001050 0150 N/A P1 Day 6 URN-1
15	Fail	AA99071-03 05111470001107 0170 N/A P1 Day 0 URN-1
15	Fail	AA99071-03 05111470001108 0170 N/A P1 Day 1 URN-1
15	Fail	AA99071-03 05111470001109 0170 N/A P1 Day 2 URN-1
15	Fail	AA99071-03 05111470001110 0170 N/A P1 Day 3 URN-1
15	Fail	AA99071-03 05111470001111 0170 N/A P1 Day 4 URN-1
15	Fail	AA99071-03 05111470001112 0170 N/A P1 Day 5 URN-1
15	Fail	AA99071-03 05111470001113 0170 N/A P1 Day 6 URN-1
15	Fail	AA99071-03 05111470001114 0177 N/A P1 Day 0 URN-1
15	Fail	AA99071-03 05111470001115 0177 N/A P1 Day 1 URN-1
15	Fail	AA99071-03 05111470001116 0177 N/A P1 Day 2 URN-1
15	Fail	AA99071-03 05111470001117 0177 N/A P1 Day 3 URN-1
15	Fail	AA99071-03 05111470001118 0177 N/A P1 Day 4 URN-1
15	Fail	AA99071-03 05111470001119 0177 N/A P1 Day 5 URN-1
15	Fail	AA99071-03 05111470001120 0177 N/A P1 Day 6 URN-1
15	Fail	AA99071-03 05111470000247 0181 N/A P1 Day 1 URN-1
15	Fail	AA99071-03 05111470000248 0181 N/A P1 Day 2 URN-1
15	Fail	AA99071-03 05111470000249 0181 N/A P1 Day 3 URN-1
15	Fail	AA99071-03 05111470000250 0181 N/A P1 Day 4 URN-1
15	Fail	AA99071-03 05111470000251 0181 N/A P1 Day 5 URN-1
15	Fail	AA99071-03 05111470000252 0181 N/A P1 Day 6 URN-1
15	Fail	AA99071-03 05111470000197 0183 N/A P1 Day 0 URN-1
15	Fail	AA99071-03 05111470000198 0183 N/A P1 Day 1 URN-1
15	Fail	AA99071-03 05111470000199 0183 N/A P1 Day 2 URN-1
15	Fail	AA99071-03 05111470000200 0183 N/A P1 Day 3 URN-1
15	Fail	AA99071-03 05111470000201 0183 N/A P1 Day 4 URN-1
15	Fail	AA99071-03 05111470000202 0183 N/A P1 Day 5 URN-1
15	Fail	AA99071-03 05111470000203 0183 N/A P1 Day 6 URN-1
15	Fail	AA99071-03 05111470000204 0185 N/A P1 Day 0 URN-1
15	Fail	AA99071-03 05111470000205 0185 N/A P1 Day 1 URN-1
15	Fail	AA99071-03 05111470000206 0185 N/A P1 Day 2 URN-1
15	Fail	AA99071-03 05111470000207 0185 N/A P1 Day 3 URN-1
15	Fail	AA99071-03 05111470000208 0185 N/A P1 Day 4 URN-1
15	Fail	AA99071-03 05111470000209 0185 N/A P1 Day 5 URN-1
15	Fail	AA99071-03 05111470000210 0185 N/A P1 Day 6 URN-1
15	Fail	AA99071-03 05111470000211 0187 N/A P1 Day 0 URN-1
15	Fail	AA99071-03 05111470000212 0187 N/A P1 Day 1 URN-1
15	Fail	AA99071-03 05111470000213 0187 N/A P1 Day 2 URN-1
15	Fail	AA99071-03 05111470000214 0187 N/A P1 Day 3 URN-1
15	Fail	AA99071-03 05111470000215 0187 N/A P1 Day 4 URN-1
15	Fail	AA99071-03 05111470000216 0187 N/A P1 Day 5 URN-1
15	Fail	AA99071-03 05111470000217 0187 N/A P1 Day 6 URN-1
15	Fail	AA99071-03 05111470000254 0189 N/A P1 Day 1 URN-1

3-HPMA, HBMA, and CEMA in Human Urine
Celerion Study AA99071-03

Run ID	Reason	Sample Name
15	Fail	AA99071-03 05111470000255 0189 N/A P1 Day 2 URN-1
15	Fail	AA99071-03 05111470000256 0189 N/A P1 Day 3 URN-1
15	Fail	AA99071-03 05111470000257 0189 N/A P1 Day 4 URN-1
15	Fail	AA99071-03 05111470000258 0189 N/A P1 Day 5 URN-1
15	Fail	AA99071-03 05111470000259 0189 N/A P1 Day 6 URN-1
15	Fail	AA99071-03 05111470000218 0190 N/A P1 Day 0 URN-1
15	Fail	AA99071-03 05111470000219 0190 N/A P1 Day 1 URN-1
15	Fail	AA99071-03 05111470000220 0190 N/A P1 Day 2 URN-1
15	Fail	AA99071-03 05111470000221 0190 N/A P1 Day 3 URN-1
15	Fail	AA99071-03 05111470000222 0190 N/A P1 Day 4 URN-1
15	Fail	AA99071-03 05111470000223 0190 N/A P1 Day 5 URN-1
15	Fail	AA99071-03 05111470000224 0190 N/A P1 Day 6 URN-1
15	Fail	AA99071-03 05111470000225 0191 N/A P1 Day 0 URN-1
15	Fail	AA99071-03 05111470000226 0191 N/A P1 Day 1 URN-1
15	Fail	AA99071-03 05111470000227 0191 N/A P1 Day 2 URN-1
15	Fail	AA99071-03 05111470000228 0191 N/A P1 Day 3 URN-1
15	Fail	AA99071-03 05111470000229 0191 N/A P1 Day 4 URN-1
15	Fail	AA99071-03 05111470000230 0191 N/A P1 Day 5 URN-1
15	Fail	AA99071-03 05111470000231 0191 N/A P1 Day 6 URN-1
16	Fail	AA99071-03 05111470000232 0192 N/A P1 Day 0 URN-1
16	Fail	AA99071-03 05111470000233 0192 N/A P1 Day 1 URN-1
16	Fail	AA99071-03 05111470000234 0192 N/A P1 Day 2 URN-1
16	Fail	AA99071-03 05111470000235 0192 N/A P1 Day 3 URN-1
16	Fail	AA99071-03 05111470000236 0192 N/A P1 Day 4 URN-1
16	Fail	AA99071-03 05111470000237 0192 N/A P1 Day 5 URN-1
16	Fail	AA99071-03 05111470000238 0192 N/A P1 Day 6 URN-1
16	Fail	AA99071-03 05111470000260 0193 N/A P1 Day 0 URN-1
16	Fail	AA99071-03 05111470000261 0193 N/A P1 Day 1 URN-1
16	Fail	AA99071-03 05111470000262 0193 N/A P1 Day 2 URN-1
16	Fail	AA99071-03 05111470000263 0193 N/A P1 Day 3 URN-1
16	Fail	AA99071-03 05111470000267 0195 N/A P1 Day 0 URN-1
16	Fail	AA99071-03 05111470000268 0195 N/A P1 Day 1 URN-1
16	Fail	AA99071-03 05111470000269 0195 N/A P1 Day 2 URN-1
16	Fail	AA99071-03 05111470000270 0195 N/A P1 Day 3 URN-1
16	Fail	AA99071-03 05111470000274 0196 N/A P1 Day 0 URN-1
16	Fail	AA99071-03 05111470000275 0196 N/A P1 Day 1 URN-1
16	Fail	AA99071-03 05111470000276 0196 N/A P1 Day 2 URN-1
16	Fail	AA99071-03 05111470000277 0196 N/A P1 Day 3 URN-1
16	Fail	AA99071-03 05111470000281 0197 N/A P1 Day 0 URN-1
16	Fail	AA99071-03 05111470000282 0197 N/A P1 Day 1 URN-1
16	Fail	AA99071-03 05111470000283 0197 N/A P1 Day 2 URN-1
16	Fail	AA99071-03 05111470000284 0197 N/A P1 Day 3 URN-1
16	Fail	AA99071-03 05111470000288 0198 N/A P1 Day 0 URN-1

3-HPMA, HBMA, and CEMA in Human Urine
Celerion Study AA99071-03

Run ID	Reason	Sample Name
16	Fail	AA99071-03 05111470000289 0198 N/A P1 Day 1 URN-1
16	Fail	AA99071-03 05111470000290 0198 N/A P1 Day 2 URN-1
16	Fail	AA99071-03 05111470000291 0198 N/A P1 Day 3 URN-1
16	Fail	AA99071-03 05111470000295 0200 N/A P1 Day 0 URN-1
16	Fail	AA99071-03 05111470000296 0200 N/A P1 Day 1 URN-1
16	Fail	AA99071-03 05111470000297 0200 N/A P1 Day 2 URN-1
16	Fail	AA99071-03 05111470000298 0200 N/A P1 Day 3 URN-1
16	Fail	AA99071-03 05111470000302 0202 N/A P1 Day 0 URN-1
16	Fail	AA99071-03 05111470000303 0202 N/A P1 Day 1 URN-1
16	Fail	AA99071-03 05111470000304 0202 N/A P1 Day 2 URN-1
16	Fail	AA99071-03 05111470000305 0202 N/A P1 Day 3 URN-1
16	Fail	AA99071-03 05111470000309 0203 N/A P1 Day 0 URN-1
16	Fail	AA99071-03 05111470000310 0203 N/A P1 Day 1 URN-1
16	Fail	AA99071-03 05111470000311 0203 N/A P1 Day 2 URN-1
16	Fail	AA99071-03 05111470000312 0203 N/A P1 Day 3 URN-1
16	Fail	AA99071-03 05111470000316 0204 N/A P1 Day 0 URN-1
16	Fail	AA99071-03 05111470000317 0204 N/A P1 Day 1 URN-1
16	Fail	AA99071-03 05111470000318 0204 N/A P1 Day 2 URN-1
16	Fail	AA99071-03 05111470000319 0204 N/A P1 Day 3 URN-1
16	Fail	AA99071-03 05111470000323 0206 N/A P1 Day 0 URN-1
16	Fail	AA99071-03 05111470000324 0206 N/A P1 Day 1 URN-1
16	Fail	AA99071-03 05111470000325 0206 N/A P1 Day 2 URN-1
16	Fail	AA99071-03 05111470000326 0206 N/A P1 Day 3 URN-1
16	Fail	AA99071-03 05111470000330 0210 N/A P1 Day 0 URN-1
16	Fail	AA99071-03 05111470000331 0210 N/A P1 Day 1 URN-1
16	Fail	AA99071-03 05111470000332 0210 N/A P1 Day 2 URN-1
16	Fail	AA99071-03 05111470000333 0210 N/A P1 Day 3 URN-1
16	Fail	AA99071-03 05111470000344 0216 N/A P1 Day 0 URN-1
16	Fail	AA99071-03 05111470000345 0216 N/A P1 Day 1 URN-1
16	Fail	AA99071-03 05111470000346 0216 N/A P1 Day 2 URN-1
16	Fail	AA99071-03 05111470000347 0216 N/A P1 Day 3 URN-1
16	Fail	AA99071-03 05111470000351 0218 N/A P1 Day 0 URN-1
16	Fail	AA99071-03 05111470000352 0218 N/A P1 Day 1 URN-1
16	Fail	AA99071-03 05111470000353 0218 N/A P1 Day 2 URN-1
16	Fail	AA99071-03 05111470000354 0218 N/A P1 Day 3 URN-1
17	Fail	AA99071-03 05111470000358 0220 N/A P1 Day 0 URN-1
17	Fail	AA99071-03 05111470000359 0220 N/A P1 Day 1 URN-1
17	Fail	AA99071-03 05111470000360 0220 N/A P1 Day 2 URN-1
17	Fail	AA99071-03 05111470000361 0220 N/A P1 Day 3 URN-1
17	Fail	AA99071-03 05111470000365 0224 N/A P1 Day 0 URN-1
17	Fail	AA99071-03 05111470000366 0224 N/A P1 Day 1 URN-1
17	Fail	AA99071-03 05111470000367 0224 N/A P1 Day 2 URN-1
17	Fail	AA99071-03 05111470000368 0224 N/A P1 Day 3 URN-1

3-HPMA, HBMA, and CEMA in Human Urine
Celerion Study AA99071-03

Run ID	Reason	Sample Name
17	Fail	AA99071-03 05111470000372 0228 N/A P1 Day 0 URN-1
17	Fail	AA99071-03 05111470000373 0228 N/A P1 Day 1 URN-1
17	Fail	AA99071-03 05111470000374 0228 N/A P1 Day 2 URN-1
17	Fail	AA99071-03 05111470000375 0228 N/A P1 Day 3 URN-1
17	Fail	AA99071-03 05111470000379 0229 N/A P1 Day 0 URN-1
17	Fail	AA99071-03 05111470000380 0229 N/A P1 Day 1 URN-1
17	Fail	AA99071-03 05111470000381 0229 N/A P1 Day 2 URN-1
17	Fail	AA99071-03 05111470000382 0229 N/A P1 Day 3 URN-1
17	Fail	AA99071-03 05111470000386 0230 N/A P1 Day 0 URN-1
17	Fail	AA99071-03 05111470000387 0230 N/A P1 Day 1 URN-1
17	Fail	AA99071-03 05111470000388 0230 N/A P1 Day 2 URN-1
17	Fail	AA99071-03 05111470000389 0230 N/A P1 Day 3 URN-1
17	Fail	AA99071-03 05111470000393 0232 N/A P1 Day 0 URN-1
17	Fail	AA99071-03 05111470000394 0232 N/A P1 Day 1 URN-1
17	Fail	AA99071-03 05111470000395 0232 N/A P1 Day 2 URN-1
17	Fail	AA99071-03 05111470000396 0232 N/A P1 Day 3 URN-1
17	Fail	AA99071-03 05111470000400 0234 N/A P1 Day 0 URN-1
17	Fail	AA99071-03 05111470000401 0234 N/A P1 Day 1 URN-1
17	Fail	AA99071-03 05111470000402 0234 N/A P1 Day 2 URN-1
17	Fail	AA99071-03 05111470000403 0234 N/A P1 Day 3 URN-1
17	Fail	AA99071-03 05111470000407 0240 N/A P1 Day 0 URN-1
17	Fail	AA99071-03 05111470000408 0240 N/A P1 Day 1 URN-1
17	Fail	AA99071-03 05111470000409 0240 N/A P1 Day 2 URN-1
17	Fail	AA99071-03 05111470000410 0240 N/A P1 Day 3 URN-1
17	Fail	AA99071-03 05111470000414 0241 N/A P1 Day 0 URN-1
17	Fail	AA99071-03 05111470000415 0241 N/A P1 Day 1 URN-1
17	Fail	AA99071-03 05111470000416 0241 N/A P1 Day 2 URN-1
17	Fail	AA99071-03 05111470000417 0241 N/A P1 Day 3 URN-1
17	Fail	AA99071-03 05111470000428 0244 N/A P1 Day 0 URN-1
17	Fail	AA99071-03 05111470000429 0244 N/A P1 Day 1 URN-1
17	Fail	AA99071-03 05111470000430 0244 N/A P1 Day 2 URN-1
17	Fail	AA99071-03 05111470000431 0244 N/A P1 Day 3 URN-1
17	Fail	AA99071-03 05111470000449 0249 N/A P1 Day 0 URN-1
17	Fail	AA99071-03 05111470000450 0249 N/A P1 Day 1 URN-1
17	Fail	AA99071-03 05111470000451 0249 N/A P1 Day 2 URN-1
17	Fail	AA99071-03 05111470000452 0249 N/A P1 Day 3 URN-1
17	Fail	AA99071-03 05111470000456 0251 N/A P1 Day 0 URN-1
17	Fail	AA99071-03 05111470000457 0251 N/A P1 Day 1 URN-1
17	Fail	AA99071-03 05111470000458 0251 N/A P1 Day 2 URN-1
17	Fail	AA99071-03 05111470000459 0251 N/A P1 Day 3 URN-1
17	Fail	AA99071-03 05111470000463 0252 N/A P1 Day 0 URN-1
17	Fail	AA99071-03 05111470000464 0252 N/A P1 Day 1 URN-1
17	Fail	AA99071-03 05111470000465 0252 N/A P1 Day 2 URN-1

3-HPMA, HBMA, and CEMA in Human Urine
Celerion Study AA99071-03

Run ID	Reason	Sample Name
17	Fail	AA99071-03 05111470000466 0252 N/A P1 Day 3 URN-1
17	Fail	AA99071-03 05111470000470 0255 N/A P1 Day 0 URN-1
17	Fail	AA99071-03 05111470000471 0255 N/A P1 Day 1 URN-1
17	Fail	AA99071-03 05111470000472 0255 N/A P1 Day 2 URN-1
17	Fail	AA99071-03 05111470000473 0255 N/A P1 Day 3 URN-1
17	Fail	AA99071-03 05111470000477 0256 N/A P1 Day 0 URN-1
17	Fail	AA99071-03 05111470000478 0256 N/A P1 Day 1 URN-1
17	Fail	AA99071-03 05111470000479 0256 N/A P1 Day 2 URN-1
17	Fail	AA99071-03 05111470000480 0256 N/A P1 Day 3 URN-1
18	Fail	AA99071-03 05111470000484 0262 N/A P1 Day 0 URN-1
18	Fail	AA99071-03 05111470000485 0262 N/A P1 Day 1 URN-1
18	Fail	AA99071-03 05111470000486 0262 N/A P1 Day 2 URN-1
18	Fail	AA99071-03 05111470000487 0262 N/A P1 Day 3 URN-1
18	Fail	AA99071-03 05111470000491 0264 N/A P1 Day 0 URN-1
18	Fail	AA99071-03 05111470000492 0264 N/A P1 Day 1 URN-1
18	Fail	AA99071-03 05111470000493 0264 N/A P1 Day 2 URN-1
18	Fail	AA99071-03 05111470000494 0264 N/A P1 Day 3 URN-1
18	Fail	AA99071-03 05111470000498 0265 N/A P1 Day 0 URN-1
18	Fail	AA99071-03 05111470000499 0265 N/A P1 Day 1 URN-1
18	Fail	AA99071-03 05111470000500 0265 N/A P1 Day 2 URN-1
18	Fail	AA99071-03 05111470000501 0265 N/A P1 Day 3 URN-1
18	Fail	AA99071-03 05111470000174 0057 N/A P1 Day 5 URN-1
18	Fail	AA99071-03 05111470000189 0062 N/A P1 Day 6 URN-1
18	Fail	AA99071-03 05111470000848 0090 N/A P1 Day 0 URN-1
18	Fail	AA99071-03 05111470000856 0093 N/A P1 Day 1 URN-1
18	Fail	AA99071-03 05111470000246 0181 N/A P1 Day 0 URN-1
18	Fail	AA99071-03 05111470000253 0189 N/A P1 Day 0 URN-1
18	Fail	AA99071-03 05111470000264 0193 N/A P1 Day 4 URN-1
18	Fail	AA99071-03 05111470000265 0193 N/A P1 Day 5 URN-1
18	Fail	AA99071-03 05111470000266 0193 N/A P1 Day 6 URN-1
18	Fail	AA99071-03 05111470000271 0195 N/A P1 Day 4 URN-1
18	Fail	AA99071-03 05111470000272 0195 N/A P1 Day 5 URN-1
18	Fail	AA99071-03 05111470000273 0195 N/A P1 Day 6 URN-1
18	Fail	AA99071-03 05111470000278 0196 N/A P1 Day 4 URN-1
18	Fail	AA99071-03 05111470000279 0196 N/A P1 Day 5 URN-1
18	Fail	AA99071-03 05111470000280 0196 N/A P1 Day 6 URN-1
18	Fail	AA99071-03 05111470000285 0197 N/A P1 Day 4 URN-1
18	Fail	AA99071-03 05111470000286 0197 N/A P1 Day 5 URN-1
18	Fail	AA99071-03 05111470000287 0197 N/A P1 Day 6 URN-1
18	Fail	AA99071-03 05111470000292 0198 N/A P1 Day 4 URN-1
18	Fail	AA99071-03 05111470000293 0198 N/A P1 Day 5 URN-1
18	Fail	AA99071-03 05111470000294 0198 N/A P1 Day 6 URN-1
18	Fail	AA99071-03 05111470000299 0200 N/A P1 Day 4 URN-1

3-HPMA, HBMA, and CEMA in Human Urine
Celerion Study AA99071-03

Run ID	Reason	Sample Name
18	Fail	AA99071-03 05111470000300 0200 N/A P1 Day 5 URN-1
18	Fail	AA99071-03 05111470000301 0200 N/A P1 Day 6 URN-1
18	Fail	AA99071-03 05111470000306 0202 N/A P1 Day 4 URN-1
18	Fail	AA99071-03 05111470000307 0202 N/A P1 Day 5 URN-1
18	Fail	AA99071-03 05111470000308 0202 N/A P1 Day 6 URN-1
18	Fail	AA99071-03 05111470000313 0203 N/A P1 Day 4 URN-1
18	Fail	AA99071-03 05111470000314 0203 N/A P1 Day 5 URN-1
18	Fail	AA99071-03 05111470000315 0203 N/A P1 Day 6 URN-1
18	Fail	AA99071-03 05111470000320 0204 N/A P1 Day 4 URN-1
18	Fail	AA99071-03 05111470000321 0204 N/A P1 Day 5 URN-1
18	Fail	AA99071-03 05111470000322 0204 N/A P1 Day 6 URN-1
18	Fail	AA99071-03 05111470000327 0206 N/A P1 Day 4 URN-1
18	Fail	AA99071-03 05111470000328 0206 N/A P1 Day 5 URN-1
18	Fail	AA99071-03 05111470000329 0206 N/A P1 Day 6 URN-1
18	Fail	AA99071-03 05111470000334 0210 N/A P1 Day 4 URN-1
18	Fail	AA99071-03 05111470000335 0210 N/A P1 Day 5 URN-1
18	Fail	AA99071-03 05111470000336 0210 N/A P1 Day 6 URN-1
18	Fail	AA99071-03 05111470000348 0216 N/A P1 Day 4 URN-1
18	Fail	AA99071-03 05111470000349 0216 N/A P1 Day 5 URN-1
18	Fail	AA99071-03 05111470000350 0216 N/A P1 Day 6 URN-1
18	Fail	AA99071-03 05111470000355 0218 N/A P1 Day 4 URN-1
18	Fail	AA99071-03 05111470000356 0218 N/A P1 Day 5 URN-1
18	Fail	AA99071-03 05111470000357 0218 N/A P1 Day 6 URN-1
18	Fail	AA99071-03 05111470000362 0220 N/A P1 Day 4 URN-1
18	Fail	AA99071-03 05111470000363 0220 N/A P1 Day 5 URN-1
18	Fail	AA99071-03 05111470000364 0220 N/A P1 Day 6 URN-1
20	Fail	AA99071-03 05111470000369 0224 N/A P1 Day 4 URN-1
20	Fail	AA99071-03 05111470000370 0224 N/A P1 Day 5 URN-1
20	Fail	AA99071-03 05111470000371 0224 N/A P1 Day 6 URN-1
20	Fail	AA99071-03 05111470000376 0228 N/A P1 Day 4 URN-1
20	Fail	AA99071-03 05111470000377 0228 N/A P1 Day 5 URN-1
20	Fail	AA99071-03 05111470000378 0228 N/A P1 Day 6 URN-1
20	Fail	AA99071-03 05111470000383 0229 N/A P1 Day 4 URN-1
20	Fail	AA99071-03 05111470000384 0229 N/A P1 Day 5 URN-1
20	Fail	AA99071-03 05111470000385 0229 N/A P1 Day 6 URN-1
20	Fail	AA99071-03 05111470000390 0230 N/A P1 Day 4 URN-1
20	Fail	AA99071-03 05111470000391 0230 N/A P1 Day 5 URN-1
20	Fail	AA99071-03 05111470000392 0230 N/A P1 Day 6 URN-1
20	Fail	AA99071-03 05111470000397 0232 N/A P1 Day 4 URN-1
20	Fail	AA99071-03 05111470000398 0232 N/A P1 Day 5 URN-1
20	Fail	AA99071-03 05111470000399 0232 N/A P1 Day 6 URN-1
20	Fail	AA99071-03 05111470000404 0234 N/A P1 Day 4 URN-1
20	Fail	AA99071-03 05111470000405 0234 N/A P1 Day 5 URN-1

3-HPMA, HBMA, and CEMA in Human Urine
Celerion Study AA99071-03

Run ID	Reason	Sample Name
20	Fail	AA99071-03 05111470000406 0234 N/A P1 Day 6 URN-1
20	Fail	AA99071-03 05111470000411 0240 N/A P1 Day 4 URN-1
20	Fail	AA99071-03 05111470000412 0240 N/A P1 Day 5 URN-1
20	Fail	AA99071-03 05111470000413 0240 N/A P1 Day 6 URN-1
20	Fail	AA99071-03 05111470000418 0241 N/A P1 Day 4 URN-1
20	Fail	AA99071-03 05111470000419 0241 N/A P1 Day 5 URN-1
20	Fail	AA99071-03 05111470000420 0241 N/A P1 Day 6 URN-1
20	Fail	AA99071-03 05111470000432 0244 N/A P1 Day 4 URN-1
20	Fail	AA99071-03 05111470000433 0244 N/A P1 Day 5 URN-1
20	Fail	AA99071-03 05111470000434 0244 N/A P1 Day 6 URN-1
20	Fail	AA99071-03 05111470000453 0249 N/A P1 Day 4 URN-1
20	Fail	AA99071-03 05111470000454 0249 N/A P1 Day 5 URN-1
20	Fail	AA99071-03 05111470000455 0249 N/A P1 Day 6 URN-1
20	Fail	AA99071-03 05111470000460 0251 N/A P1 Day 4 URN-1
20	Fail	AA99071-03 05111470000461 0251 N/A P1 Day 5 URN-1
20	Fail	AA99071-03 05111470000462 0251 N/A P1 Day 6 URN-1
20	Fail	AA99071-03 05111470000467 0252 N/A P1 Day 4 URN-1
20	Fail	AA99071-03 05111470000468 0252 N/A P1 Day 5 URN-1
20	Fail	AA99071-03 05111470000469 0252 N/A P1 Day 6 URN-1
20	Fail	AA99071-03 05111470000474 0255 N/A P1 Day 4 URN-1
20	Fail	AA99071-03 05111470000475 0255 N/A P1 Day 5 URN-1
20	Fail	AA99071-03 05111470000476 0255 N/A P1 Day 6 URN-1
20	Fail	AA99071-03 05111470000481 0256 N/A P1 Day 4 URN-1
20	Fail	AA99071-03 05111470000482 0256 N/A P1 Day 5 URN-1
20	Fail	AA99071-03 05111470000483 0256 N/A P1 Day 6 URN-1
20	Fail	AA99071-03 05111470000488 0262 N/A P1 Day 4 URN-1
20	Fail	AA99071-03 05111470000489 0262 N/A P1 Day 5 URN-1
20	Fail	AA99071-03 05111470000490 0262 N/A P1 Day 6 URN-1
20	Fail	AA99071-03 05111470000495 0264 N/A P1 Day 4 URN-1
20	Fail	AA99071-03 05111470000496 0264 N/A P1 Day 5 URN-1
20	Fail	AA99071-03 05111470000497 0264 N/A P1 Day 6 URN-1
20	Fail	AA99071-03 05111470000502 0265 N/A P1 Day 4 URN-1
20	Fail	AA99071-03 05111470000503 0265 N/A P1 Day 5 URN-1
20	Fail	AA99071-03 05111470000504 0265 N/A P1 Day 6 URN-1
20	Fail	AA99071-03 05111470000505 0266 N/A P1 Day 0 URN-1
20	Fail	AA99071-03 05111470000506 0266 N/A P1 Day 1 URN-1
20	Fail	AA99071-03 05111470000507 0266 N/A P1 Day 2 URN-1
20	Fail	AA99071-03 05111470000508 0266 N/A P1 Day 3 URN-1
20	Fail	AA99071-03 05111470000519 0272 N/A P1 Day 0 URN-1
20	Fail	AA99071-03 05111470000520 0272 N/A P1 Day 1 URN-1
20	Fail	AA99071-03 05111470000521 0272 N/A P1 Day 2 URN-1
20	Fail	AA99071-03 05111470000522 0272 N/A P1 Day 3 URN-1
21	Fail	AA99071-03 05111470000526 0273 N/A P1 Day 0 URN-1

3-HPMA, HBMA, and CEMA in Human Urine
Celerion Study AA99071-03

Run ID	Reason	Sample Name
21	Fail	AA99071-03 05111470000527 0273 N/A P1 Day 1 URN-1
21	Fail	AA99071-03 05111470000528 0273 N/A P1 Day 2 URN-1
21	Fail	AA99071-03 05111470000529 0273 N/A P1 Day 3 URN-1
21	Fail	AA99071-03 05111470000533 0276 N/A P1 Day 0 URN-1
21	Fail	AA99071-03 05111470000534 0276 N/A P1 Day 1 URN-1
21	Fail	AA99071-03 05111470000535 0276 N/A P1 Day 2 URN-1
21	Fail	AA99071-03 05111470000536 0276 N/A P1 Day 3 URN-1
21	Fail	AA99071-03 05111470000540 0277 N/A P1 Day 0 URN-1
21	Fail	AA99071-03 05111470000541 0277 N/A P1 Day 1 URN-1
21	Fail	AA99071-03 05111470000542 0277 N/A P1 Day 2 URN-1
21	Fail	AA99071-03 05111470000543 0277 N/A P1 Day 3 URN-1
21	Fail	AA99071-03 05111470000547 0278 N/A P1 Day 0 URN-1
21	Fail	AA99071-03 05111470000548 0278 N/A P1 Day 1 URN-1
21	Fail	AA99071-03 05111470000549 0278 N/A P1 Day 2 URN-1
21	Fail	AA99071-03 05111470000550 0278 N/A P1 Day 3 URN-1
21	Fail	AA99071-03 05111470000554 0279 N/A P1 Day 0 URN-1
21	Fail	AA99071-03 05111470000555 0279 N/A P1 Day 1 URN-1
21	Fail	AA99071-03 05111470000556 0279 N/A P1 Day 2 URN-1
21	Fail	AA99071-03 05111470000557 0279 N/A P1 Day 3 URN-1
21	Fail	AA99071-03 05111470000561 0281 N/A P1 Day 0 URN-1
21	Fail	AA99071-03 05111470000562 0281 N/A P1 Day 1 URN-1
21	Fail	AA99071-03 05111470000563 0281 N/A P1 Day 2 URN-1
21	Fail	AA99071-03 05111470000564 0281 N/A P1 Day 3 URN-1
21	Fail	AA99071-03 05111470000568 0282 N/A P1 Day 0 URN-1
21	Fail	AA99071-03 05111470000569 0282 N/A P1 Day 1 URN-1
21	Fail	AA99071-03 05111470000570 0282 N/A P1 Day 2 URN-1
21	Fail	AA99071-03 05111470000571 0282 N/A P1 Day 3 URN-1
21	Fail	AA99071-03 05111470000575 0283 N/A P1 Day 0 URN-1
21	Fail	AA99071-03 05111470000576 0283 N/A P1 Day 1 URN-1
21	Fail	AA99071-03 05111470000577 0283 N/A P1 Day 2 URN-1
21	Fail	AA99071-03 05111470000578 0283 N/A P1 Day 3 URN-1
21	Fail	AA99071-03 05111470000582 0285 N/A P1 Day 0 URN-1
21	Fail	AA99071-03 05111470000583 0285 N/A P1 Day 1 URN-1
21	Fail	AA99071-03 05111470000584 0285 N/A P1 Day 2 URN-1
21	Fail	AA99071-03 05111470000585 0285 N/A P1 Day 3 URN-1
21	Fail	AA99071-03 05111470000589 0287 N/A P1 Day 0 URN-1
21	Fail	AA99071-03 05111470000590 0287 N/A P1 Day 1 URN-1
21	Fail	AA99071-03 05111470000591 0287 N/A P1 Day 2 URN-1
21	Fail	AA99071-03 05111470000592 0287 N/A P1 Day 3 URN-1
21	Fail	AA99071-03 05111470000603 0289 N/A P1 Day 0 URN-1
21	Fail	AA99071-03 05111470000604 0289 N/A P1 Day 1 URN-1
21	Fail	AA99071-03 05111470000605 0289 N/A P1 Day 2 URN-1
21	Fail	AA99071-03 05111470000606 0289 N/A P1 Day 3 URN-1

3-HPMA, HBMA, and CEMA in Human Urine
Celerion Study AA99071-03

Run ID	Reason	Sample Name
21	Fail	AA99071-03 05111470000610 0291 N/A P1 Day 0 URN-1
21	Fail	AA99071-03 05111470000611 0291 N/A P1 Day 1 URN-1
21	Fail	AA99071-03 05111470000612 0291 N/A P1 Day 2 URN-1
21	Fail	AA99071-03 05111470000613 0291 N/A P1 Day 3 URN-1
21	Fail	AA99071-03 05111470000617 0292 N/A P1 Day 0 URN-1
21	Fail	AA99071-03 05111470000618 0292 N/A P1 Day 1 URN-1
21	Fail	AA99071-03 05111470000619 0292 N/A P1 Day 2 URN-1
21	Fail	AA99071-03 05111470000620 0292 N/A P1 Day 3 URN-1
21	Fail	AA99071-03 05111470000624 0296 N/A P1 Day 0 URN-1
21	Fail	AA99071-03 05111470000625 0296 N/A P1 Day 1 URN-1
21	Fail	AA99071-03 05111470000626 0296 N/A P1 Day 2 URN-1
21	Fail	AA99071-03 05111470000627 0296 N/A P1 Day 3 URN-1
21	Fail	AA99071-03 05111470000631 0298 N/A P1 Day 0 URN-1
21	Fail	AA99071-03 05111470000632 0298 N/A P1 Day 1 URN-1
21	Fail	AA99071-03 05111470000633 0298 N/A P1 Day 2 URN-1
21	Fail	AA99071-03 05111470000634 0298 N/A P1 Day 3 URN-1
22	Fail	AA99071-03 05111470000645 0300 N/A P1 Day 0 URN-1
22	Fail	AA99071-03 05111470000646 0300 N/A P1 Day 1 URN-1
22	Fail	AA99071-03 05111470000647 0300 N/A P1 Day 2 URN-1
22	Fail	AA99071-03 05111470000648 0300 N/A P1 Day 3 URN-1
22	Fail	AA99071-03 05111470000652 0301 N/A P1 Day 0 URN-1
22	Fail	AA99071-03 05111470000653 0301 N/A P1 Day 1 URN-1
22	Fail	AA99071-03 05111470000654 0301 N/A P1 Day 2 URN-1
22	Fail	AA99071-03 05111470000655 0301 N/A P1 Day 3 URN-1
22	Fail	AA99071-03 05111470000659 0306 N/A P1 Day 0 URN-1
22	Fail	AA99071-03 05111470000660 0306 N/A P1 Day 1 URN-1
22	Fail	AA99071-03 05111470000661 0306 N/A P1 Day 2 URN-1
22	Fail	AA99071-03 05111470000662 0306 N/A P1 Day 3 URN-1
22	Fail	AA99071-03 05111470000666 0307 N/A P1 Day 0 URN-1
22	Fail	AA99071-03 05111470000667 0307 N/A P1 Day 1 URN-1
22	Fail	AA99071-03 05111470000668 0307 N/A P1 Day 2 URN-1
22	Fail	AA99071-03 05111470000669 0307 N/A P1 Day 3 URN-1
22	Fail	AA99071-03 05111470000673 0308 N/A P1 Day 0 URN-1
22	Fail	AA99071-03 05111470000674 0308 N/A P1 Day 1 URN-1
22	Fail	AA99071-03 05111470000675 0308 N/A P1 Day 2 URN-1
22	Fail	AA99071-03 05111470000676 0308 N/A P1 Day 3 URN-1
22	Fail	AA99071-03 05111470002248 0313 N/A P1 Day 0 URN-1
22	Fail	AA99071-03 05111470002249 0313 N/A P1 Day 1 URN-1
22	Fail	AA99071-03 05111470002250 0313 N/A P1 Day 2 URN-1
22	Fail	AA99071-03 05111470002251 0313 N/A P1 Day 3 URN-1
22	Fail	AA99071-03 05111470002262 0315 N/A P1 Day 0 URN-1
22	Fail	AA99071-03 05111470002263 0315 N/A P1 Day 1 URN-1
22	Fail	AA99071-03 05111470002264 0315 N/A P1 Day 2 URN-1

3-HPMA, HBMA, and CEMA in Human Urine
Celerion Study AA99071-03

Run ID	Reason	Sample Name
22	Fail	AA99071-03 05111470002265 0315 N/A P1 Day 3 URN-1
22	Fail	AA99071-03 05111470002276 0316 N/A P1 Day 0 URN-1
22	Fail	AA99071-03 05111470002277 0316 N/A P1 Day 1 URN-1
22	Fail	AA99071-03 05111470002278 0316 N/A P1 Day 2 URN-1
22	Fail	AA99071-03 05111470002279 0316 N/A P1 Day 3 URN-1
22	Fail	AA99071-03 05111470002290 0317 N/A P1 Day 0 URN-1
22	Fail	AA99071-03 05111470002291 0317 N/A P1 Day 1 URN-1
22	Fail	AA99071-03 05111470002292 0317 N/A P1 Day 2 URN-1
22	Fail	AA99071-03 05111470002293 0317 N/A P1 Day 3 URN-1
22	Fail	AA99071-03 05111470002304 0318 N/A P1 Day 0 URN-1
22	Fail	AA99071-03 05111470002305 0318 N/A P1 Day 1 URN-1
22	Fail	AA99071-03 05111470002306 0318 N/A P1 Day 2 URN-1
22	Fail	AA99071-03 05111470002307 0318 N/A P1 Day 3 URN-1
22	Fail	AA99071-03 05111470002318 0320 N/A P1 Day 0 URN-1
22	Fail	AA99071-03 05111470002319 0320 N/A P1 Day 1 URN-1
22	Fail	AA99071-03 05111470002320 0320 N/A P1 Day 2 URN-1
22	Fail	AA99071-03 05111470002321 0320 N/A P1 Day 3 URN-1
22	Fail	AA99071-03 05111470002332 0321 N/A P1 Day 0 URN-1
22	Fail	AA99071-03 05111470002333 0321 N/A P1 Day 1 URN-1
22	Fail	AA99071-03 05111470002334 0321 N/A P1 Day 2 URN-1
22	Fail	AA99071-03 05111470002335 0321 N/A P1 Day 3 URN-1
22	Fail	AA99071-03 05111470002346 0322 N/A P1 Day 0 URN-1
22	Fail	AA99071-03 05111470002347 0322 N/A P1 Day 1 URN-1
22	Fail	AA99071-03 05111470002348 0322 N/A P1 Day 2 URN-1
22	Fail	AA99071-03 05111470002349 0322 N/A P1 Day 3 URN-1
22	Fail	AA99071-03 05111470002360 0325 N/A P1 Day 0 URN-1
22	Fail	AA99071-03 05111470002361 0325 N/A P1 Day 1 URN-1
22	Fail	AA99071-03 05111470002362 0325 N/A P1 Day 2 URN-1
22	Fail	AA99071-03 05111470002363 0325 N/A P1 Day 3 URN-1
22	Fail	AA99071-03 05111470002374 0328 N/A P1 Day 0 URN-1
22	Fail	AA99071-03 05111470002375 0328 N/A P1 Day 1 URN-1
22	Fail	AA99071-03 05111470002376 0328 N/A P1 Day 2 URN-1
22	Fail	AA99071-03 05111470002377 0328 N/A P1 Day 3 URN-1
23	Fail	AA99071-03 05111470000033 0015 N/A P1 Day 4 URN-1
23	Fail	AA99071-03 05111470000175 0057 N/A P1 Day 6 URN-1
23	Fail	AA99071-03 05111470000790 0072 N/A P1 Day 5 URN-1
23	Fail	AA99071-03 05111470000509 0266 N/A P1 Day 4 URN-1
23	Fail	AA99071-03 05111470000510 0266 N/A P1 Day 5 URN-1
23	Fail	AA99071-03 05111470000511 0266 N/A P1 Day 6 URN-1
23	Fail	AA99071-03 05111470000523 0272 N/A P1 Day 4 URN-1
23	Fail	AA99071-03 05111470000524 0272 N/A P1 Day 5 URN-1
23	Fail	AA99071-03 05111470000525 0272 N/A P1 Day 6 URN-1
23	Fail	AA99071-03 05111470000530 0273 N/A P1 Day 4 URN-1

3-HPMA, HBMA, and CEMA in Human Urine
Celerion Study AA99071-03

Run ID	Reason	Sample Name
23	Fail	AA99071-03 05111470000531 0273 N/A P1 Day 5 URN-1
23	Fail	AA99071-03 05111470000532 0273 N/A P1 Day 6 URN-1
23	Fail	AA99071-03 05111470000537 0276 N/A P1 Day 4 URN-1
23	Fail	AA99071-03 05111470000538 0276 N/A P1 Day 5 URN-1
23	Fail	AA99071-03 05111470000539 0276 N/A P1 Day 6 URN-1
23	Fail	AA99071-03 05111470000544 0277 N/A P1 Day 4 URN-1
23	Fail	AA99071-03 05111470000545 0277 N/A P1 Day 5 URN-1
23	Fail	AA99071-03 05111470000546 0277 N/A P1 Day 6 URN-1
23	Fail	AA99071-03 05111470000551 0278 N/A P1 Day 4 URN-1
23	Fail	AA99071-03 05111470000552 0278 N/A P1 Day 5 URN-1
23	Fail	AA99071-03 05111470000553 0278 N/A P1 Day 6 URN-1
23	Fail	AA99071-03 05111470000558 0279 N/A P1 Day 4 URN-1
23	Fail	AA99071-03 05111470000559 0279 N/A P1 Day 5 URN-1
23	Fail	AA99071-03 05111470000560 0279 N/A P1 Day 6 URN-1
23	Fail	AA99071-03 05111470000565 0281 N/A P1 Day 4 URN-1
23	Fail	AA99071-03 05111470000566 0281 N/A P1 Day 5 URN-1
23	Fail	AA99071-03 05111470000567 0281 N/A P1 Day 6 URN-1
23	Fail	AA99071-03 05111470000572 0282 N/A P1 Day 4 URN-1
23	Fail	AA99071-03 05111470000573 0282 N/A P1 Day 5 URN-1
23	Fail	AA99071-03 05111470000574 0282 N/A P1 Day 6 URN-1
23	Fail	AA99071-03 05111470000579 0283 N/A P1 Day 4 URN-1
23	Fail	AA99071-03 05111470000580 0283 N/A P1 Day 5 URN-1
23	Fail	AA99071-03 05111470000581 0283 N/A P1 Day 6 URN-1
23	Fail	AA99071-03 05111470000586 0285 N/A P1 Day 4 URN-1
23	Fail	AA99071-03 05111470000587 0285 N/A P1 Day 5 URN-1
23	Fail	AA99071-03 05111470000588 0285 N/A P1 Day 6 URN-1
23	Fail	AA99071-03 05111470000593 0287 N/A P1 Day 4 URN-1
23	Fail	AA99071-03 05111470000594 0287 N/A P1 Day 5 URN-1
23	Fail	AA99071-03 05111470000595 0287 N/A P1 Day 6 URN-1
23	Fail	AA99071-03 05111470000607 0289 N/A P1 Day 4 URN-1
23	Fail	AA99071-03 05111470000608 0289 N/A P1 Day 5 URN-1
23	Fail	AA99071-03 05111470000609 0289 N/A P1 Day 6 URN-1
23	Fail	AA99071-03 05111470000614 0291 N/A P1 Day 4 URN-1
23	Fail	AA99071-03 05111470000615 0291 N/A P1 Day 5 URN-1
23	Fail	AA99071-03 05111470000616 0291 N/A P1 Day 6 URN-1
23	Fail	AA99071-03 05111470000621 0292 N/A P1 Day 4 URN-1
23	Fail	AA99071-03 05111470000622 0292 N/A P1 Day 5 URN-1
23	Fail	AA99071-03 05111470000623 0292 N/A P1 Day 6 URN-1
23	Fail	AA99071-03 05111470000628 0296 N/A P1 Day 4 URN-1
23	Fail	AA99071-03 05111470000629 0296 N/A P1 Day 5 URN-1
23	Fail	AA99071-03 05111470000630 0296 N/A P1 Day 6 URN-1
23	Fail	AA99071-03 05111470000635 0298 N/A P1 Day 4 URN-1
23	Fail	AA99071-03 05111470000636 0298 N/A P1 Day 5 URN-1

3-HPMA, HBMA, and CEMA in Human Urine
Celerion Study AA99071-03

Run ID	Reason	Sample Name
23	Fail	AA99071-03 05111470000637 0298 N/A P1 Day 6 URN-1
23	Fail	AA99071-03 05111470000649 0300 N/A P1 Day 4 URN-1
23	Fail	AA99071-03 05111470000650 0300 N/A P1 Day 5 URN-1
23	Fail	AA99071-03 05111470000651 0300 N/A P1 Day 6 URN-1
23	Fail	AA99071-03 05111470000656 0301 N/A P1 Day 4 URN-1
23	Fail	AA99071-03 05111470000657 0301 N/A P1 Day 5 URN-1
23	Fail	AA99071-03 05111470000658 0301 N/A P1 Day 6 URN-1
24	Fail	AA99071-03 05111470000663 0306 N/A P1 Day 4 URN-1
24	Fail	AA99071-03 05111470000664 0306 N/A P1 Day 5 URN-1
24	Fail	AA99071-03 05111470000665 0306 N/A P1 Day 6 URN-1
24	Fail	AA99071-03 05111470000670 0307 N/A P1 Day 4 URN-1
24	Fail	AA99071-03 05111470000671 0307 N/A P1 Day 5 URN-1
24	Fail	AA99071-03 05111470000672 0307 N/A P1 Day 6 URN-1
24	Fail	AA99071-03 05111470000677 0308 N/A P1 Day 4 URN-1
24	Fail	AA99071-03 05111470000678 0308 N/A P1 Day 5 URN-1
24	Fail	AA99071-03 05111470000679 0308 N/A P1 Day 6 URN-1
24	Fail	AA99071-03 05111470002252 0313 N/A P1 Day 4 URN-1
24	Fail	AA99071-03 05111470002253 0313 N/A P1 Day 5 URN-1
24	Fail	AA99071-03 05111470002254 0313 N/A P1 Day 6 URN-1
24	Fail	AA99071-03 05111470002266 0315 N/A P1 Day 4 URN-1
24	Fail	AA99071-03 05111470002267 0315 N/A P1 Day 5 URN-1
24	Fail	AA99071-03 05111470002268 0315 N/A P1 Day 6 URN-1
24	Fail	AA99071-03 05111470002280 0316 N/A P1 Day 4 URN-1
24	Fail	AA99071-03 05111470002281 0316 N/A P1 Day 5 URN-1
24	Fail	AA99071-03 05111470002282 0316 N/A P1 Day 6 URN-1
24	Fail	AA99071-03 05111470002294 0317 N/A P1 Day 4 URN-1
24	Fail	AA99071-03 05111470002295 0317 N/A P1 Day 5 URN-1
24	Fail	AA99071-03 05111470002296 0317 N/A P1 Day 6 URN-1
24	Fail	AA99071-03 05111470002308 0318 N/A P1 Day 4 URN-1
24	Fail	AA99071-03 05111470002309 0318 N/A P1 Day 5 URN-1
24	Fail	AA99071-03 05111470002310 0318 N/A P1 Day 6 URN-1
24	Fail	AA99071-03 05111470002322 0320 N/A P1 Day 4 URN-1
24	Fail	AA99071-03 05111470002323 0320 N/A P1 Day 5 URN-1
24	Fail	AA99071-03 05111470002324 0320 N/A P1 Day 6 URN-1
24	Fail	AA99071-03 05111470002336 0321 N/A P1 Day 4 URN-1
24	Fail	AA99071-03 05111470002337 0321 N/A P1 Day 5 URN-1
24	Fail	AA99071-03 05111470002338 0321 N/A P1 Day 6 URN-1
24	Fail	AA99071-03 05111470002350 0322 N/A P1 Day 4 URN-1
24	Fail	AA99071-03 05111470002351 0322 N/A P1 Day 5 URN-1
24	Fail	AA99071-03 05111470002352 0322 N/A P1 Day 6 URN-1
24	Fail	AA99071-03 05111470002364 0325 N/A P1 Day 4 URN-1
24	Fail	AA99071-03 05111470002365 0325 N/A P1 Day 5 URN-1
24	Fail	AA99071-03 05111470002366 0325 N/A P1 Day 6 URN-1

3-HPMA, HBMA, and CEMA in Human Urine
Celerion Study AA99071-03

Run ID	Reason	Sample Name
24	Fail	AA99071-03 05111470002378 0328 N/A P1 Day 4 URN-1
24	Fail	AA99071-03 05111470002379 0328 N/A P1 Day 5 URN-1
24	Fail	AA99071-03 05111470002380 0328 N/A P1 Day 6 URN-1
25	Fail	AA99071-03 05111470000001 0008 N/A P1 Day 0 URN-1
25	Fail	AA99071-03 05111470000005 0008 N/A P1 Day 4 URN-1
25	Fail	AA99071-03 05111470000010 0010 N/A P1 Day 2 URN-1
25	Fail	AA99071-03 05111470000021 0011 N/A P1 Day 6 URN-1
25	Fail	AA99071-03 05111470000024 0014 N/A P1 Day 2 URN-1
25	Fail	AA99071-03 05111470000035 0015 N/A P1 Day 6 URN-1
25	Fail	AA99071-03 05111470000043 0017 N/A P1 Day 0 URN-1
25	Fail	AA99071-03 05111470000060 0022 N/A P1 Day 3 URN-1
25	Fail	AA99071-03 05111470000067 0023 N/A P1 Day 3 URN-1
25	Fail	AA99071-03 05111470000081 0028 N/A P1 Day 3 URN-1
25	Fail	AA99071-03 05111470000085 0029 N/A P1 Day 0 URN-1
25	Fail	AA99071-03 05111470000090 0029 N/A P1 Day 5 URN-1
25	Fail	AA99071-03 05111470000100 0031 N/A P1 Day 1 URN-1
25	Fail	AA99071-03 05111470000109 0034 N/A P1 Day 3 URN-1
25	Fail	AA99071-03 05111470000120 0038 N/A P1 Day 0 URN-1
25	Fail	AA99071-03 05111470000121 0038 N/A P1 Day 1 URN-1
25	Fail	AA99071-03 05111470000130 0039 N/A P1 Day 3 URN-1
25	Fail	AA99071-03 05111470000136 0044 N/A P1 Day 2 URN-1
25	Fail	AA99071-03 05111470000149 0052 N/A P1 Day 1 URN-1
25	Fail	AA99071-03 05111470000165 0055 N/A P1 Day 3 URN-1
25	Fail	AA99071-03 05111470000169 0057 N/A P1 Day 0 URN-1
25	Fail	AA99071-03 05111470000184 0062 N/A P1 Day 1 URN-1
25	Fail	AA99071-03 05111470000193 0064 N/A P1 Day 3 URN-1
25	Fail	AA99071-03 05111470000758 0066 N/A P1 Day 1 URN-1
25	Fail	AA99071-03 05111470000767 0067 N/A P1 Day 3 URN-1
25	Fail	AA99071-03 05111470000778 0071 N/A P1 Day 0 URN-1
25	Fail	AA99071-03 05111470000792 0074 N/A P1 Day 0 URN-1
25	Fail	AA99071-03 05111470000809 0080 N/A P1 Day 3 URN-1
25	Fail	AA99071-03 05111470000703 0001 N/A P1 Day 2 URN-1
25	Fail	AA99071-03 05111470000895 0110 N/A P1 Day 5 URN-1
25	Fail	AA99071-03 05111470000900 0112 N/A P1 Day 3 URN-1
25	Fail	AA99071-03 05111470000917 0117 N/A P1 Day 6 URN-1
25	Fail	AA99071-03 05111470000922 0118 N/A P1 Day 4 URN-1
25	Fail	AA99071-03 05111470000923 0118 N/A P1 Day 5 URN-1
25	Fail	AA99071-03 05111470000943 0123 N/A P1 Day 4 URN-1
25	Fail	AA99071-03 05111470000118 0035 N/A P1 Day 5 URN-1
25	Fail	AA99071-03 05111470000710 0004 N/A P1 Day 2 URN-1
25	Fail	AA99071-03 05111470000722 0021 N/A P1 Day 0 URN-1
25	Fail	AA99071-03 05111470000725 0021 N/A P1 Day 3 URN-1
25	Fail	AA99071-03 05111470000737 0042 N/A P1 Day 1 URN-1

3-HPMA, HBMA, and CEMA in Human Urine
Celerion Study AA99071-03

Run ID	Reason	Sample Name
25	Fail	AA99071-03 05111470000740 0042 N/A P1 Day 4 URN-1
25	Fail	AA99071-03 05111470000750 0063 N/A P1 Day 0 URN-1
25	Fail	AA99071-03 05111470001052 0152 N/A P1 Day 1 URN-1
25	Fail	AA99071-03 05111470001069 0155 N/A P1 Day 4 URN-1
25	Fail	AA99071-03 05111470001074 0156 N/A P1 Day 2 URN-1
25	Fail	AA99071-03 05111470001080 0160 N/A P1 Day 1 URN-1
25	Fail	AA99071-03 05111470001086 0162 N/A P1 Day 0 URN-1
25	Fail	AA99071-03 05111470001102 0169 N/A P1 Day 2 URN-1
25	Fail	AA99071-03 05111470000838 0087 N/A P1 Day 4 URN-1
25	Fail	AA99071-03 05111470000852 0090 N/A P1 Day 4 URN-1
25	Fail	AA99071-03 05111470000857 0093 N/A P1 Day 2 URN-1
25	Fail	AA99071-03 05111470000242 0134 N/A P1 Day 3 URN-1
25	Fail	AA99071-03 05111470000953 0127 N/A P1 Day 0 URN-1
25	Fail	AA99071-03 05111470000961 0128 N/A P1 Day 1 URN-1
25	Fail	AA99071-03 05111470000969 0129 N/A P1 Day 2 URN-1
25	Fail	AA99071-03 05111470000974 0130 N/A P1 Day 0 URN-1
25	Fail	AA99071-03 05111470000996 0137 N/A P1 Day 1 URN-1
25	Fail	AA99071-03 05111470001009 0140 N/A P1 Day 0 URN-1
25	Fail	AA99071-03 05111470001027 0147 N/A P1 Day 4 URN-1
25	Fail	AA99071-03 05111470001033 0148 N/A P1 Day 3 URN-1
25	Fail	AA99071-03 05111470001048 0150 N/A P1 Day 4 URN-1
26	Fail	AA99071-03 05111470000197 0183 N/A P1 Day 0 URN-1
26	Fail	AA99071-03 05111470000219 0190 N/A P1 Day 1 URN-1
26	Fail	AA99071-03 05111470000231 0191 N/A P1 Day 6 URN-1
26	Fail	AA99071-03 05111470000257 0189 N/A P1 Day 4 URN-1
26	Fail	AA99071-03 05111470000281 0197 N/A P1 Day 0 URN-1
26	Fail	AA99071-03 05111470000304 0202 N/A P1 Day 2 URN-1
26	Fail	AA99071-03 05111470000312 0203 N/A P1 Day 3 URN-1
26	Fail	AA99071-03 05111470000317 0204 N/A P1 Day 1 URN-1
26	Fail	AA99071-03 05111470000345 0216 N/A P1 Day 1 URN-1
26	Fail	AA99071-03 05111470000361 0220 N/A P1 Day 3 URN-1
26	Fail	AA99071-03 05111470000365 0224 N/A P1 Day 0 URN-1
26	Fail	AA99071-03 05111470000387 0230 N/A P1 Day 1 URN-1
26	Fail	AA99071-03 05111470000402 0234 N/A P1 Day 2 URN-1
26	Fail	AA99071-03 05111470000417 0241 N/A P1 Day 3 URN-1
26	Fail	AA99071-03 05111470000452 0249 N/A P1 Day 3 URN-1
26	Fail	AA99071-03 05111470000464 0252 N/A P1 Day 1 URN-1
26	Fail	AA99071-03 05111470000287 0197 N/A P1 Day 6 URN-1
26	Fail	AA99071-03 05111470000293 0198 N/A P1 Day 5 URN-1
26	Fail	AA99071-03 05111470000322 0204 N/A P1 Day 6 URN-1
26	Fail	AA99071-03 05111470000334 0210 N/A P1 Day 4 URN-1
26	Fail	AA99071-03 05111470000356 0218 N/A P1 Day 5 URN-1
26	Fail	AA99071-03 05111470000501 0265 N/A P1 Day 3 URN-1

3-HPMA, HBMA, and CEMA in Human Urine
Celerion Study AA99071-03

Run ID	Reason	Sample Name
26	Fail	AA99071-03 05111470000371 0224 N/A P1 Day 6 URN-1
26	Fail	AA99071-03 05111470000376 0228 N/A P1 Day 4 URN-1
26	Fail	AA99071-03 05111470000392 0230 N/A P1 Day 6 URN-1
26	Fail	AA99071-03 05111470000397 0232 N/A P1 Day 4 URN-1
26	Fail	AA99071-03 05111470000411 0240 N/A P1 Day 4 URN-1
26	Fail	AA99071-03 05111470000520 0272 N/A P1 Day 1 URN-1
26	Fail	AA99071-03 05111470000543 0277 N/A P1 Day 3 URN-1
26	Fail	AA99071-03 05111470000584 0285 N/A P1 Day 2 URN-1
26	Fail	AA99071-03 05111470000611 0291 N/A P1 Day 1 URN-1
26	Fail	AA99071-03 05111470000659 0306 N/A P1 Day 0 URN-1
26	Fail	AA99071-03 05111470000676 0308 N/A P1 Day 3 URN-1
26	Fail	AA99071-03 05111470002276 0316 N/A P1 Day 0 URN-1
26	Fail	AA99071-03 05111470002320 0320 N/A P1 Day 2 URN-1
26	Fail	AA99071-03 05111470002361 0325 N/A P1 Day 1 URN-1
26	Fail	AA99071-03 05111470002374 0328 N/A P1 Day 0 URN-1
26	Fail	AA99071-03 05111470000524 0272 N/A P1 Day 5 URN-1
26	Fail	AA99071-03 05111470000537 0276 N/A P1 Day 4 URN-1
26	Fail	AA99071-03 05111470000544 0277 N/A P1 Day 4 URN-1
26	Fail	AA99071-03 05111470000560 0279 N/A P1 Day 6 URN-1
26	Fail	AA99071-03 05111470000593 0287 N/A P1 Day 4 URN-1
26	Fail	AA99071-03 05111470000635 0298 N/A P1 Day 4 URN-1
26	Fail	AA99071-03 05111470000651 0300 N/A P1 Day 6 URN-1
26	Fail	AA99071-03 05111470000664 0306 N/A P1 Day 5 URN-1
26	Fail	AA99071-03 05111470002309 0318 N/A P1 Day 5 URN-1
26	Fail	AA99071-03 05111470002350 0322 N/A P1 Day 4 URN-1
26	Fail	AA99071-03 05111470002378 0328 N/A P1 Day 4 URN-1
26	Fail	AA99071-03 05111470002380 0328 N/A P1 Day 6 URN-1
27	Fail	AA99071-03 05111470000001 0008 N/A P1 Day 0 URN-1
27	Fail	AA99071-03 05111470000005 0008 N/A P1 Day 4 URN-1
27	Fail	AA99071-03 05111470000010 0010 N/A P1 Day 2 URN-1
27	Fail	AA99071-03 05111470000021 0011 N/A P1 Day 6 URN-1
27	Fail	AA99071-03 05111470000024 0014 N/A P1 Day 2 URN-1
27	Fail	AA99071-03 05111470000035 0015 N/A P1 Day 6 URN-1
27	Fail	AA99071-03 05111470000043 0017 N/A P1 Day 0 URN-1
27	Fail	AA99071-03 05111470000060 0022 N/A P1 Day 3 URN-1
27	Fail	AA99071-03 05111470000067 0023 N/A P1 Day 3 URN-1
27	Fail	AA99071-03 05111470000081 0028 N/A P1 Day 3 URN-1
27	Fail	AA99071-03 05111470000085 0029 N/A P1 Day 0 URN-1
27	Fail	AA99071-03 05111470000090 0029 N/A P1 Day 5 URN-1
27	Fail	AA99071-03 05111470000100 0031 N/A P1 Day 1 URN-1
27	Fail	AA99071-03 05111470000109 0034 N/A P1 Day 3 URN-1
27	Fail	AA99071-03 05111470000120 0038 N/A P1 Day 0 URN-1
27	Fail	AA99071-03 05111470000121 0038 N/A P1 Day 1 URN-1

3-HPMA, HBMA, and CEMA in Human Urine
Celerion Study AA99071-03

Run ID	Reason	Sample Name
27	Fail	AA99071-03 05111470000130 0039 N/A P1 Day 3 URN-1
27	Fail	AA99071-03 05111470000136 0044 N/A P1 Day 2 URN-1
27	Fail	AA99071-03 05111470000149 0052 N/A P1 Day 1 URN-1
27	Fail	AA99071-03 05111470000165 0055 N/A P1 Day 3 URN-1
27	Fail	AA99071-03 05111470000169 0057 N/A P1 Day 0 URN-1
27	Fail	AA99071-03 05111470000184 0062 N/A P1 Day 1 URN-1
27	Fail	AA99071-03 05111470000193 0064 N/A P1 Day 3 URN-1
27	Fail	AA99071-03 05111470000758 0066 N/A P1 Day 1 URN-1
27	Fail	AA99071-03 05111470000767 0067 N/A P1 Day 3 URN-1
27	Fail	AA99071-03 05111470000778 0071 N/A P1 Day 0 URN-1
27	Fail	AA99071-03 05111470000792 0074 N/A P1 Day 0 URN-1
27	Fail	AA99071-03 05111470000809 0080 N/A P1 Day 3 URN-1
27	Fail	AA99071-03 05111470000703 0001 N/A P1 Day 2 URN-1
27	Fail	AA99071-03 05111470000895 0110 N/A P1 Day 5 URN-1
27	Fail	AA99071-03 05111470000900 0112 N/A P1 Day 3 URN-1
27	Fail	AA99071-03 05111470000917 0117 N/A P1 Day 6 URN-1
27	Fail	AA99071-03 05111470000922 0118 N/A P1 Day 4 URN-1
27	Fail	AA99071-03 05111470000923 0118 N/A P1 Day 5 URN-1
27	Fail	AA99071-03 05111470000943 0123 N/A P1 Day 4 URN-1
27	Fail	AA99071-03 05111470000118 0035 N/A P1 Day 5 URN-1
27	Fail	AA99071-03 05111470000710 0004 N/A P1 Day 2 URN-1
27	Fail	AA99071-03 05111470000722 0021 N/A P1 Day 0 URN-1
27	Fail	AA99071-03 05111470000725 0021 N/A P1 Day 3 URN-1
27	Fail	AA99071-03 05111470000737 0042 N/A P1 Day 1 URN-1
27	Fail	AA99071-03 05111470000740 0042 N/A P1 Day 4 URN-1
27	Fail	AA99071-03 05111470000750 0063 N/A P1 Day 0 URN-1
27	Fail	AA99071-03 05111470001052 0152 N/A P1 Day 1 URN-1
27	Fail	AA99071-03 05111470001069 0155 N/A P1 Day 4 URN-1
27	Fail	AA99071-03 05111470001074 0156 N/A P1 Day 2 URN-1
27	Fail	AA99071-03 05111470001080 0160 N/A P1 Day 1 URN-1
27	Fail	AA99071-03 05111470001086 0162 N/A P1 Day 0 URN-1
27	Fail	AA99071-03 05111470001102 0169 N/A P1 Day 2 URN-1
27	Fail	AA99071-03 05111470000838 0087 N/A P1 Day 4 URN-1
27	Fail	AA99071-03 05111470000852 0090 N/A P1 Day 4 URN-1
27	Fail	AA99071-03 05111470000857 0093 N/A P1 Day 2 URN-1
27	Fail	AA99071-03 05111470000242 0134 N/A P1 Day 3 URN-1
27	Fail	AA99071-03 05111470000953 0127 N/A P1 Day 0 URN-1
27	Fail	AA99071-03 05111470000961 0128 N/A P1 Day 1 URN-1
27	Fail	AA99071-03 05111470000969 0129 N/A P1 Day 2 URN-1
27	Fail	AA99071-03 05111470000974 0130 N/A P1 Day 0 URN-1
27	Fail	AA99071-03 05111470000996 0137 N/A P1 Day 1 URN-1
27	Fail	AA99071-03 05111470001009 0140 N/A P1 Day 0 URN-1
27	Fail	AA99071-03 05111470001027 0147 N/A P1 Day 4 URN-1

3-HPMA, HBMA, and CEMA in Human Urine
Celerion Study AA99071-03

Run ID	Reason	Sample Name
27	Fail	AA99071-03 05111470001033 0148 N/A P1 Day 3 URN-1
27	Fail	AA99071-03 05111470001048 0150 N/A P1 Day 4 URN-1
28	Fail	AA99071-03 05111470001821 0001 N/A P1 Day 0 URN-2
28	Fail	AA99071-03 05111470001822 0001 N/A P1 Day 1 URN-2
28	Fail	AA99071-03 05111470001823 0001 N/A P1 Day 2 URN-2
28	Fail	AA99071-03 05111470001824 0001 N/A P1 Day 3 URN-2
28	Fail	AA99071-03 05111470001825 0001 N/A P1 Day 4 URN-2
28	Fail	AA99071-03 05111470001826 0001 N/A P1 Day 5 URN-2
28	Fail	AA99071-03 05111470001827 0001 N/A P1 Day 6 URN-2
28	Fail	AA99071-03 05111470001828 0004 N/A P1 Day 0 URN-2
28	Fail	AA99071-03 05111470001829 0004 N/A P1 Day 1 URN-2
28	Fail	AA99071-03 05111470001830 0004 N/A P1 Day 2 URN-2
28	Fail	AA99071-03 05111470001831 0004 N/A P1 Day 3 URN-2
28	Fail	AA99071-03 05111470001832 0004 N/A P1 Day 4 URN-2
28	Fail	AA99071-03 05111470001833 0004 N/A P1 Day 5 URN-2
28	Fail	AA99071-03 05111470001834 0004 N/A P1 Day 6 URN-2
28	Fail	AA99071-03 05111470001121 0008 N/A P1 Day 0 URN-2
28	Fail	AA99071-03 05111470001122 0008 N/A P1 Day 1 URN-2
28	Fail	AA99071-03 05111470001123 0008 N/A P1 Day 2 URN-2
28	Fail	AA99071-03 05111470001124 0008 N/A P1 Day 3 URN-2
28	Fail	AA99071-03 05111470001125 0008 N/A P1 Day 4 URN-2
28	Fail	AA99071-03 05111470001126 0008 N/A P1 Day 5 URN-2
28	Fail	AA99071-03 05111470001127 0008 N/A P1 Day 6 URN-2
28	Fail	AA99071-03 05111470001128 0010 N/A P1 Day 0 URN-2
28	Fail	AA99071-03 05111470001129 0010 N/A P1 Day 1 URN-2
28	Fail	AA99071-03 05111470001130 0010 N/A P1 Day 2 URN-2
28	Fail	AA99071-03 05111470001131 0010 N/A P1 Day 3 URN-2
28	Fail	AA99071-03 05111470001132 0010 N/A P1 Day 4 URN-2
28	Fail	AA99071-03 05111470001133 0010 N/A P1 Day 5 URN-2
28	Fail	AA99071-03 05111470001134 0010 N/A P1 Day 6 URN-2
28	Fail	AA99071-03 05111470001135 0011 N/A P1 Day 0 URN-2
28	Fail	AA99071-03 05111470001136 0011 N/A P1 Day 1 URN-2
28	Fail	AA99071-03 05111470001137 0011 N/A P1 Day 2 URN-2
28	Fail	AA99071-03 05111470001138 0011 N/A P1 Day 3 URN-2
28	Fail	AA99071-03 05111470001139 0011 N/A P1 Day 4 URN-2
28	Fail	AA99071-03 05111470001140 0011 N/A P1 Day 5 URN-2
28	Fail	AA99071-03 05111470001141 0011 N/A P1 Day 6 URN-2
28	Fail	AA99071-03 05111470001835 0013 N/A P1 Day 0 URN-2
28	Fail	AA99071-03 05111470001836 0013 N/A P1 Day 1 URN-2
28	Fail	AA99071-03 05111470001837 0013 N/A P1 Day 2 URN-2
28	Fail	AA99071-03 05111470001838 0013 N/A P1 Day 3 URN-2
28	Fail	AA99071-03 05111470001839 0013 N/A P1 Day 4 URN-2
28	Fail	AA99071-03 05111470001840 0013 N/A P1 Day 5 URN-2

3-HPMA, HBMA, and CEMA in Human Urine
Celerion Study AA99071-03

Run ID	Reason	Sample Name
28	Fail	AA99071-03 05111470001841 0013 N/A P1 Day 6 URN-2
28	Fail	AA99071-03 05111470001142 0014 N/A P1 Day 0 URN-2
28	Fail	AA99071-03 05111470001143 0014 N/A P1 Day 1 URN-2
28	Fail	AA99071-03 05111470001144 0014 N/A P1 Day 2 URN-2
28	Fail	AA99071-03 05111470001145 0014 N/A P1 Day 3 URN-2
28	Fail	AA99071-03 05111470001146 0014 N/A P1 Day 4 URN-2
28	Fail	AA99071-03 05111470001147 0014 N/A P1 Day 5 URN-2
28	Fail	AA99071-03 05111470001148 0014 N/A P1 Day 6 URN-2
28	Fail	AA99071-03 05111470001149 0015 N/A P1 Day 0 URN-2
28	Fail	AA99071-03 05111470001150 0015 N/A P1 Day 1 URN-2
28	Fail	AA99071-03 05111470001151 0015 N/A P1 Day 2 URN-2
28	Fail	AA99071-03 05111470001152 0015 N/A P1 Day 3 URN-2
28	Fail	AA99071-03 05111470001153 0015 N/A P1 Day 4 URN-2
28	Fail	AA99071-03 05111470001154 0015 N/A P1 Day 5 URN-2
28	Fail	AA99071-03 05111470001155 0015 N/A P1 Day 6 URN-2
30	AAR/UISR	AA99071-03 05111470001850 0037 N/A P1 Day 1 URN-2
31	Fail	AA99071-03 05111470001821 0001 N/A P1 Day 0 URN-2
31	Fail	AA99071-03 05111470001822 0001 N/A P1 Day 1 URN-2
31	Fail	AA99071-03 05111470001823 0001 N/A P1 Day 2 URN-2
31	Fail	AA99071-03 05111470001824 0001 N/A P1 Day 3 URN-2
31	Fail	AA99071-03 05111470001825 0001 N/A P1 Day 4 URN-2
31	Fail	AA99071-03 05111470001826 0001 N/A P1 Day 5 URN-2
31	Fail	AA99071-03 05111470001827 0001 N/A P1 Day 6 URN-2
31	Fail	AA99071-03 05111470001828 0004 N/A P1 Day 0 URN-2
31	Fail	AA99071-03 05111470001829 0004 N/A P1 Day 1 URN-2
31	Fail	AA99071-03 05111470001830 0004 N/A P1 Day 2 URN-2
31	Fail	AA99071-03 05111470001831 0004 N/A P1 Day 3 URN-2
31	Fail	AA99071-03 05111470001832 0004 N/A P1 Day 4 URN-2
31	Fail	AA99071-03 05111470001833 0004 N/A P1 Day 5 URN-2
31	Fail	AA99071-03 05111470001834 0004 N/A P1 Day 6 URN-2
31	Fail	AA99071-03 05111470001121 0008 N/A P1 Day 0 URN-2
31	Fail	AA99071-03 05111470001122 0008 N/A P1 Day 1 URN-2
31	Fail	AA99071-03 05111470001123 0008 N/A P1 Day 2 URN-2
31	Fail	AA99071-03 05111470001124 0008 N/A P1 Day 3 URN-2
31	Fail	AA99071-03 05111470001125 0008 N/A P1 Day 4 URN-2
31	Fail	AA99071-03 05111470001126 0008 N/A P1 Day 5 URN-2
31	Fail	AA99071-03 05111470001127 0008 N/A P1 Day 6 URN-2
31	Fail	AA99071-03 05111470001128 0010 N/A P1 Day 0 URN-2
31	Fail	AA99071-03 05111470001129 0010 N/A P1 Day 1 URN-2
31	Fail	AA99071-03 05111470001130 0010 N/A P1 Day 2 URN-2
31	Fail	AA99071-03 05111470001131 0010 N/A P1 Day 3 URN-2
31	Fail	AA99071-03 05111470001132 0010 N/A P1 Day 4 URN-2
31	Fail	AA99071-03 05111470001133 0010 N/A P1 Day 5 URN-2

3-HPMA, HBMA, and CEMA in Human Urine
Celerion Study AA99071-03

Run ID	Reason	Sample Name
31	Fail	AA99071-03 05111470001134 0010 N/A P1 Day 6 URN-2
31	Fail	AA99071-03 05111470001135 0011 N/A P1 Day 0 URN-2
31	Fail	AA99071-03 05111470001136 0011 N/A P1 Day 1 URN-2
31	Fail	AA99071-03 05111470001137 0011 N/A P1 Day 2 URN-2
31	Fail	AA99071-03 05111470001138 0011 N/A P1 Day 3 URN-2
31	Fail	AA99071-03 05111470001139 0011 N/A P1 Day 4 URN-2
31	Fail	AA99071-03 05111470001140 0011 N/A P1 Day 5 URN-2
31	Fail	AA99071-03 05111470001141 0011 N/A P1 Day 6 URN-2
31	Fail	AA99071-03 05111470001835 0013 N/A P1 Day 0 URN-2
31	Fail	AA99071-03 05111470001836 0013 N/A P1 Day 1 URN-2
31	Fail	AA99071-03 05111470001837 0013 N/A P1 Day 2 URN-2
31	Fail	AA99071-03 05111470001838 0013 N/A P1 Day 3 URN-2
31	Fail	AA99071-03 05111470001839 0013 N/A P1 Day 4 URN-2
31	Fail	AA99071-03 05111470001840 0013 N/A P1 Day 5 URN-2
31	Fail	AA99071-03 05111470001841 0013 N/A P1 Day 6 URN-2
31	Fail	AA99071-03 05111470001142 0014 N/A P1 Day 0 URN-2
31	Fail	AA99071-03 05111470001143 0014 N/A P1 Day 1 URN-2
31	Fail	AA99071-03 05111470001144 0014 N/A P1 Day 2 URN-2
31	Fail	AA99071-03 05111470001145 0014 N/A P1 Day 3 URN-2
31	Fail	AA99071-03 05111470001146 0014 N/A P1 Day 4 URN-2
31	Fail	AA99071-03 05111470001147 0014 N/A P1 Day 5 URN-2
31	Fail	AA99071-03 05111470001148 0014 N/A P1 Day 6 URN-2
31	Fail	AA99071-03 05111470001149 0015 N/A P1 Day 0 URN-2
31	Fail	AA99071-03 05111470001150 0015 N/A P1 Day 1 URN-2
31	Fail	AA99071-03 05111470001151 0015 N/A P1 Day 2 URN-2
31	Fail	AA99071-03 05111470001152 0015 N/A P1 Day 3 URN-2
31	Fail	AA99071-03 05111470001153 0015 N/A P1 Day 4 URN-2
31	Fail	AA99071-03 05111470001154 0015 N/A P1 Day 5 URN-2
31	Fail	AA99071-03 05111470001155 0015 N/A P1 Day 6 URN-2
31	Fail	AA99071-03 05111470001850 0037 N/A P1 Day 1 URN-2
32	Fail	AA99071-03 05111470001157 0016 N/A P1 Day 1 URN-2
32	Fail	AA99071-03 05111470001162 0016 N/A P1 Day 6 URN-2
32	Fail	AA99071-03 05111470001168 0017 N/A P1 Day 5 URN-2
32	Fail	AA99071-03 05111470001171 0020 N/A P1 Day 1 URN-2
32	Fail	AA99071-03 05111470001175 0020 N/A P1 Day 5 URN-2
32	Fail	AA99071-03 05111470001179 0022 N/A P1 Day 2 URN-2
32	Fail	AA99071-03 05111470001184 0023 N/A P1 Day 0 URN-2
32	Fail	AA99071-03 05111470001188 0023 N/A P1 Day 4 URN-2
32	Fail	AA99071-03 05111470001192 0025 N/A P1 Day 1 URN-2
32	Fail	AA99071-03 05111470001200 0028 N/A P1 Day 2 URN-2
32	Fail	AA99071-03 05111470001206 0029 N/A P1 Day 1 URN-2
32	Fail	AA99071-03 05111470001210 0029 N/A P1 Day 5 URN-2
32	Fail	AA99071-03 05111470001216 0030 N/A P1 Day 4 URN-2

3-HPMA, HBMA, and CEMA in Human Urine
Celerion Study AA99071-03

Run ID	Reason	Sample Name
32	Fail	AA99071-03 05111470001220 0031 N/A P1 Day 1 URN-2
32	Fail	AA99071-03 05111470001225 0031 N/A P1 Day 6 URN-2
32	Fail	AA99071-03 05111470001235 0035 N/A P1 Day 2 URN-2
32	Fail	AA99071-03 05111470001241 0038 N/A P1 Day 1 URN-2
32	Fail	AA99071-03 05111470001244 0038 N/A P1 Day 4 URN-2
32	Fail	AA99071-03 05111470001248 0039 N/A P1 Day 1 URN-2
32	Fail	AA99071-03 05111470001252 0039 N/A P1 Day 5 URN-2
34	Fail	AA99071-03 05111470001856 0042 N/A P1 Day 0 URN-2
34	Fail	AA99071-03 05111470001857 0042 N/A P1 Day 1 URN-2
34	Fail	AA99071-03 05111470001858 0042 N/A P1 Day 2 URN-2
34	Fail	AA99071-03 05111470001859 0042 N/A P1 Day 3 URN-2
34	Fail	AA99071-03 05111470001860 0042 N/A P1 Day 4 URN-2
34	Fail	AA99071-03 05111470001861 0042 N/A P1 Day 5 URN-2
34	Fail	AA99071-03 05111470001862 0042 N/A P1 Day 6 URN-2
34	Fail	AA99071-03 05111470001254 0044 N/A P1 Day 0 URN-2
34	Fail	AA99071-03 05111470001255 0044 N/A P1 Day 1 URN-2
34	Fail	AA99071-03 05111470001256 0044 N/A P1 Day 2 URN-2
34	Fail	AA99071-03 05111470001257 0044 N/A P1 Day 3 URN-2
34	Fail	AA99071-03 05111470001258 0044 N/A P1 Day 4 URN-2
34	Fail	AA99071-03 05111470001259 0044 N/A P1 Day 5 URN-2
34	Fail	AA99071-03 05111470001260 0044 N/A P1 Day 6 URN-2
34	Fail	AA99071-03 05111470001261 0049 N/A P1 Day 0 URN-2
34	Fail	AA99071-03 05111470001262 0049 N/A P1 Day 1 URN-2
34	Fail	AA99071-03 05111470001263 0049 N/A P1 Day 2 URN-2
34	Fail	AA99071-03 05111470001264 0049 N/A P1 Day 3 URN-2
34	Fail	AA99071-03 05111470001265 0049 N/A P1 Day 4 URN-2
34	Fail	AA99071-03 05111470001266 0049 N/A P1 Day 5 URN-2
34	Fail	AA99071-03 05111470001267 0049 N/A P1 Day 6 URN-2
34	Fail	AA99071-03 05111470001863 0051 N/A P1 Day 0 URN-2
34	Fail	AA99071-03 05111470001864 0051 N/A P1 Day 1 URN-2
34	Fail	AA99071-03 05111470001865 0051 N/A P1 Day 2 URN-2
34	Fail	AA99071-03 05111470001866 0051 N/A P1 Day 3 URN-2
34	Fail	AA99071-03 05111470001867 0051 N/A P1 Day 4 URN-2
34	Fail	AA99071-03 05111470001868 0051 N/A P1 Day 5 URN-2
34	Fail	AA99071-03 05111470001869 0051 N/A P1 Day 6 URN-2
34	Fail	AA99071-03 05111470001268 0052 N/A P1 Day 0 URN-2
34	Fail	AA99071-03 05111470001269 0052 N/A P1 Day 1 URN-2
34	Fail	AA99071-03 05111470001270 0052 N/A P1 Day 2 URN-2
34	Fail	AA99071-03 05111470001271 0052 N/A P1 Day 3 URN-2
34	Fail	AA99071-03 05111470001272 0052 N/A P1 Day 4 URN-2
34	Fail	AA99071-03 05111470001273 0052 N/A P1 Day 5 URN-2
34	Fail	AA99071-03 05111470001274 0052 N/A P1 Day 6 URN-2
34	Fail	AA99071-03 05111470001275 0053 N/A P1 Day 0 URN-2

3-HPMA, HBMA, and CEMA in Human Urine
Celerion Study AA99071-03

Run ID	Reason	Sample Name
34	Fail	AA99071-03 05111470001276 0053 N/A P1 Day 1 URN-2
34	Fail	AA99071-03 05111470001277 0053 N/A P1 Day 2 URN-2
34	Fail	AA99071-03 05111470001278 0053 N/A P1 Day 3 URN-2
34	Fail	AA99071-03 05111470001279 0053 N/A P1 Day 4 URN-2
34	Fail	AA99071-03 05111470001280 0053 N/A P1 Day 5 URN-2
34	Fail	AA99071-03 05111470001281 0053 N/A P1 Day 6 URN-2
34	Fail	AA99071-03 05111470001282 0055 N/A P1 Day 0 URN-2
34	Fail	AA99071-03 05111470001283 0055 N/A P1 Day 1 URN-2
34	Fail	AA99071-03 05111470001284 0055 N/A P1 Day 2 URN-2
34	Fail	AA99071-03 05111470001285 0055 N/A P1 Day 3 URN-2
34	Fail	AA99071-03 05111470001286 0055 N/A P1 Day 4 URN-2
34	Fail	AA99071-03 05111470001287 0055 N/A P1 Day 5 URN-2
34	Fail	AA99071-03 05111470001288 0055 N/A P1 Day 6 URN-2
34	Fail	AA99071-03 05111470001289 0057 N/A P1 Day 0 URN-2
34	Fail	AA99071-03 05111470001290 0057 N/A P1 Day 1 URN-2
34	Fail	AA99071-03 05111470001291 0057 N/A P1 Day 2 URN-2
34	Fail	AA99071-03 05111470001292 0057 N/A P1 Day 3 URN-2
34	Fail	AA99071-03 05111470001293 0057 N/A P1 Day 4 URN-2
34	Fail	AA99071-03 05111470001294 0057 N/A P1 Day 5 URN-2
34	Fail	AA99071-03 05111470001295 0057 N/A P1 Day 6 URN-2
42	Fail	AA99071-03 05111470001366 0181 N/A P1 Day 0 URN-2
42	Fail	AA99071-03 05111470001367 0181 N/A P1 Day 1 URN-2
42	Fail	AA99071-03 05111470001368 0181 N/A P1 Day 2 URN-2
42	Fail	AA99071-03 05111470001369 0181 N/A P1 Day 3 URN-2
42	Fail	AA99071-03 05111470001370 0181 N/A P1 Day 4 URN-2
42	Fail	AA99071-03 05111470001371 0181 N/A P1 Day 5 URN-2
42	Fail	AA99071-03 05111470001372 0181 N/A P1 Day 6 URN-2
42	Fail	AA99071-03 05111470001317 0183 N/A P1 Day 0 URN-2
42	Fail	AA99071-03 05111470001318 0183 N/A P1 Day 1 URN-2
42	Fail	AA99071-03 05111470001319 0183 N/A P1 Day 2 URN-2
42	Fail	AA99071-03 05111470001320 0183 N/A P1 Day 3 URN-2
42	Fail	AA99071-03 05111470001321 0183 N/A P1 Day 4 URN-2
42	Fail	AA99071-03 05111470001322 0183 N/A P1 Day 5 URN-2
42	Fail	AA99071-03 05111470001323 0183 N/A P1 Day 6 URN-2
42	Fail	AA99071-03 05111470001324 0185 N/A P1 Day 0 URN-2
42	Fail	AA99071-03 05111470001325 0185 N/A P1 Day 1 URN-2
42	Fail	AA99071-03 05111470001326 0185 N/A P1 Day 2 URN-2
42	Fail	AA99071-03 05111470001327 0185 N/A P1 Day 3 URN-2
42	Fail	AA99071-03 05111470001328 0185 N/A P1 Day 4 URN-2
42	Fail	AA99071-03 05111470001329 0185 N/A P1 Day 5 URN-2
42	Fail	AA99071-03 05111470001330 0185 N/A P1 Day 6 URN-2
42	Fail	AA99071-03 05111470001331 0187 N/A P1 Day 0 URN-2
42	Fail	AA99071-03 05111470001332 0187 N/A P1 Day 1 URN-2

3-HPMA, HBMA, and CEMA in Human Urine
Celerion Study AA99071-03

Run ID	Reason	Sample Name
42	Fail	AA99071-03 05111470001333 0187 N/A P1 Day 2 URN-2
42	Fail	AA99071-03 05111470001334 0187 N/A P1 Day 3 URN-2
42	Fail	AA99071-03 05111470001335 0187 N/A P1 Day 4 URN-2
42	Fail	AA99071-03 05111470001336 0187 N/A P1 Day 5 URN-2
42	Fail	AA99071-03 05111470001337 0187 N/A P1 Day 6 URN-2
42	Fail	AA99071-03 05111470001373 0189 N/A P1 Day 0 URN-2
42	Fail	AA99071-03 05111470001374 0189 N/A P1 Day 1 URN-2
42	Fail	AA99071-03 05111470001375 0189 N/A P1 Day 2 URN-2
42	Fail	AA99071-03 05111470001376 0189 N/A P1 Day 3 URN-2
42	Fail	AA99071-03 05111470001377 0189 N/A P1 Day 4 URN-2
42	Fail	AA99071-03 05111470001378 0189 N/A P1 Day 5 URN-2
42	Fail	AA99071-03 05111470001379 0189 N/A P1 Day 6 URN-2
42	Fail	AA99071-03 05111470001345 0191 N/A P1 Day 0 URN-2
42	Fail	AA99071-03 05111470001346 0191 N/A P1 Day 1 URN-2
42	Fail	AA99071-03 05111470001347 0191 N/A P1 Day 2 URN-2
42	Fail	AA99071-03 05111470001348 0191 N/A P1 Day 3 URN-2
42	Fail	AA99071-03 05111470001349 0191 N/A P1 Day 4 URN-2
42	Fail	AA99071-03 05111470001350 0191 N/A P1 Day 5 URN-2
42	Fail	AA99071-03 05111470001351 0191 N/A P1 Day 6 URN-2
42	Fail	AA99071-03 05111470001352 0192 N/A P1 Day 0 URN-2
42	Fail	AA99071-03 05111470001353 0192 N/A P1 Day 1 URN-2
42	Fail	AA99071-03 05111470001354 0192 N/A P1 Day 2 URN-2
42	Fail	AA99071-03 05111470001355 0192 N/A P1 Day 3 URN-2
42	Fail	AA99071-03 05111470001356 0192 N/A P1 Day 4 URN-2
42	Fail	AA99071-03 05111470001357 0192 N/A P1 Day 5 URN-2
42	Fail	AA99071-03 05111470001358 0192 N/A P1 Day 6 URN-2
42	Fail	AA99071-03 05111470001380 0193 N/A P1 Day 0 URN-2
42	Fail	AA99071-03 05111470001381 0193 N/A P1 Day 1 URN-2
42	Fail	AA99071-03 05111470001382 0193 N/A P1 Day 2 URN-2
42	Fail	AA99071-03 05111470001383 0193 N/A P1 Day 3 URN-2
42	Fail	AA99071-03 05111470001384 0193 N/A P1 Day 4 URN-2
42	Fail	AA99071-03 05111470001385 0193 N/A P1 Day 5 URN-2
42	Fail	AA99071-03 05111470001386 0193 N/A P1 Day 6 URN-2
52	UCR	AA99071-03 05111470001850 0037 N/A P1 Day 1 URN-2

3-HPMA, HBMA, and CEMA in Human Urine
Celerion Study AA99071-03

Table 17. Summary of Reassays for Sample Investigation for 3-HPMA

Subject	Period	Timepoint	Analyte	Reasons for Reassay	Units	Original Value	Reassay Value 1	Reassay Value 2	Reassay Value 3	Mean repeat	CV% of Reassays	% Difference Reassay 1 and 2	% Difference Reassay 2 and 3	% Difference Reassay 1 and 3	% Difference from Original	Confirms Original	Reported Concentration
16	1	Day 6	3-HPMA	VRC	ng/mL	481 000	305 000	312 000	320 000	312 333	2 403	2 269	2 532	4 800	35 066	No	312 000
38	1	Day 4	3-HPMA	VRC	ng/mL	169 000	339 000	311 000	318 000	322 667	4 516	8 615	2 226	6 393	90 927	No	323 000
185	1	Day 3	3-HPMA	VRC	ng/mL	165 000	166 000	159 000	161 000	162 000	2 226	4 308	1 250	3 058	1 818	Yes	165 000

3-HPMA, HBMA, and CEMA in Human Urine
Celerion Study AA99071-03

Table 18. Summary of Reassays for Sample Investigation for HBMA

Subject	Period	Timepoint	Analyte	Reasons for Reassay	Units	Original Value	Reassay Value 1	Reassay Value 2	Reassay Value 3	Mean repeat	CV% of Reassays	% Difference Reassay 1 and 2	% Difference Reassay 2 and 3	% Difference Reassay 1 and 3	% Difference from Original	Confirms Original	Reported Concentration
16	1	Day 6	HBMA	VRC	ng/mL	228 000	33 700	39 300	46 600	39 867	16 226	15 342	16 997	32 130	82 515	No	Not Reportable
38	1	Day 4	HBMA	VRC	ng/mL	37 100	69 200	54 500	74 500	66 067	15 684	23 767	31 008	7 376	78 077	No	Not Reportable
185	1	Day 3	HBMA	VRC	ng/mL	148 000	153 000	152 000	146 000	150 333	2 518	0 656	4 027	4 682	1 577	Yes	148 000

3-HPMA, HBMA, and CEMA in Human Urine
Celerion Study AA99071-03

Table 19. Summary of Reassays for Sample Investigation for CEMA

Subject	Period	Timepoint	Analyte	Reasons for Reassay	Units	Original Value	Reassay Value 1	Reassay Value 2	Reassay Value 3	Mean repeat	CV% of Reassays	% Difference Reassay 1 and 2	% Difference Reassay 2 and 3	% Difference Reassay 1 and 3	% Difference from Original	Confirms Original	Reported Concentration
16	1	Day 6	CEMA	VRC	ng/mL	40 000	11 900	12 800	12 200	12 300	3 726	7 287	4 800	2 490	69 250	No	12 300
38	1	Day 4	CEMA	VRC	ng/mL	16 400	35 500	32 900	34 300	34 233	3 801	7 602	4 167	3 438	108 740	No	34 200
185	1	Day 3	CEMA	VRC	ng/mL	23 700	23 700	22 700	22 000	22 800	3 747	4 310	3 132	7 440	3 797	Yes	23 700

3-HPMA, HBMA, and CEMA in Human Urine
Celerion Study AA99071-03

Table 20. Incurred Sample Reproducibility Assessment for 3-HPMA

Subject	Period	Time Point	Analyte	Units	Original Value	Reassay Value	Mean Value	% Difference	Reproducible?	Event?	% of Passing ISR Samples
0008	1	Day 6	3-HPMA	ng/mL	212	240	226	12.39	Pass	No	98.1
0014	1	Day 1	3-HPMA	ng/mL	1120	1230	1,180	9.32	Pass	No	
0016	1	Day 1	3-HPMA	ng/mL	349	348	349	0.29	Pass	No	
0016	1	Day 6	3-HPMA	ng/mL	312	302	307	3.26	Pass	No	
0017	1	Day 5	3-HPMA	ng/mL	123	111	117	10.26	Pass	No	
0020	1	Day 1	3-HPMA	ng/mL	569	576	573	1.22	Pass	No	
0020	1	Day 5	3-HPMA	ng/mL	180	184	182	2.20	Pass	No	
0022	1	Day 2	3-HPMA	ng/mL	327	325	326	0.61	Pass	No	
0023	1	Day 0	3-HPMA	ng/mL	716	684	700	4.57	Pass	No	
0023	1	Day 4	3-HPMA	ng/mL	255	243	249	4.82	Pass	No	
0025	1	Day 1	3-HPMA	ng/mL	332	450	391	30.18	Fail	No	
0028	1	Day 2	3-HPMA	ng/mL	136	138	137	1.46	Pass	No	
0029	1	Day 1	3-HPMA	ng/mL	337	322	330	4.55	Pass	No	
0029	1	Day 5	3-HPMA	ng/mL	599	578	589	3.57	Pass	No	
0030	1	Day 4	3-HPMA	ng/mL	138	134	136	2.94	Pass	No	
0031	1	Day 1	3-HPMA	ng/mL	1880	1860	1,870	1.07	Pass	No	
0031	1	Day 6	3-HPMA	ng/mL	310	292	301	5.98	Pass	No	
0035	1	Day 2	3-HPMA	ng/mL	691	696	694	0.72	Pass	No	
0038	1	Day 1	3-HPMA	ng/mL	884	854	869	3.45	Pass	No	
0038	1	Day 4	3-HPMA	ng/mL	323	346	335	6.87	Pass	No	
0039	1	Day 1	3-HPMA	ng/mL	542	503	523	7.46	Pass	No	
0039	1	Day 5	3-HPMA	ng/mL	251	245	248	2.42	Pass	No	
0044	1	Day 4	3-HPMA	ng/mL	241	242	242	0.41	Pass	No	
0055	1	Day 6	3-HPMA	ng/mL	437	444	441	1.59	Pass	No	

3-HPMA, HBMA, and CEMA in Human Urine
Celerion Study AA99071-03

Subject	Period	Time Point	Analyte	Units	Original Value	Reassay Value	Mean Value	% Difference	Reproducible?	Event?	% of Passing ISR Samples
0060	1	Day 4	3-HPMA	ng/mL	382	372	377	2.65	Pass	No	
0064	1	Day 4	3-HPMA	ng/mL	583	593	588	1.70	Pass	No	
0185	1	Day 0	3-HPMA	ng/mL	1570	1680	1,630	6.75	Pass	No	
0187	1	Day 4	3-HPMA	ng/mL	1070	1100	1,090	2.75	Pass	No	
0192	1	Day 1	3-HPMA	ng/mL	1210	1170	1,190	3.36	Pass	No	
0192	1	Day 6	3-HPMA	ng/mL	380	385	383	1.31	Pass	No	
0134	1	Day 5	3-HPMA	ng/mL	192	200	196	4.08	Pass	No	
0181	1	Day 0	3-HPMA	ng/mL	886	1010	948	13.08	Pass	No	
0181	1	Day 1	3-HPMA	ng/mL	1020	1060	1,040	3.85	Pass	No	
0193	1	Day 5	3-HPMA	ng/mL	155	168	162	8.02	Pass	No	
0195	1	Day 4	3-HPMA	ng/mL	252	255	254	1.18	Pass	No	
0197	1	Day 1	3-HPMA	ng/mL	1110	1210	1,160	8.62	Pass	No	
0198	1	Day 3	3-HPMA	ng/mL	1430	1410	1,420	1.41	Pass	No	
0202	1	Day 1	3-HPMA	ng/mL	68.8	85.4	77.1	21.53	Fail	No	
0203	1	Day 2	3-HPMA	ng/mL	195	197	196	1.02	Pass	No	
0206	1	Day 1	3-HPMA	ng/mL	1040	1110	1,080	6.48	Pass	No	
0218	1	Day 1	3-HPMA	ng/mL	863	923	893	6.72	Pass	No	
0220	1	Day 2	3-HPMA	ng/mL	165	182	174	9.77	Pass	No	
0224	1	Day 5	3-HPMA	ng/mL	454	473	464	4.09	Pass	No	
0232	1	Day 3	3-HPMA	ng/mL	97.4	109	103	11.26	Pass	No	
0240	1	Day 3	3-HPMA	ng/mL	77.1	80.5	78.8	4.31	Pass	No	
0249	1	Day 1	3-HPMA	ng/mL	1650	1780	1,720	7.56	Pass	No	
0249	1	Day 5	3-HPMA	ng/mL	111	119	115	6.96	Pass	No	
0251	1	Day 3	3-HPMA	ng/mL	66.3	73.0	69.7	9.61	Pass	No	
0252	1	Day 4	3-HPMA	ng/mL	195	185	190	5.26	Pass	No	
0255	1	Day 4	3-HPMA	ng/mL	252	247	250	2.00	Pass	No	
0256	1	Day 1	3-HPMA	ng/mL	1070	986	1,030	8.16	Pass	No	

3-HPMA, HBMA, and CEMA in Human Urine
Celerion Study AA99071-03

Subject	Period	Time Point	Analyte	Units	Original Value	Reassay Value	Mean Value	% Difference	Reproducible?	Event?	% of Passing ISR Samples
0264	1	Day 5	3-HPMA	ng/mL	120	120	120	0.00	Pass	No	
0273	1	Day 3	3-HPMA	ng/mL	102	123	113	18.58	Pass	No	
0276	1	Day 5	3-HPMA	ng/mL	220	223	222	1.35	Pass	No	
0277	1	Day 6	3-HPMA	ng/mL	281	308	295	9.15	Pass	No	
0282	1	Day 5	3-HPMA	ng/mL	165	176	171	6.43	Pass	No	
0285	1	Day 1	3-HPMA	ng/mL	1070	1150	1,110	7.21	Pass	No	
0285	1	Day 2	3-HPMA	ng/mL	1320	1370	1,350	3.70	Pass	No	
0289	1	Day 1	3-HPMA	ng/mL	640	645	643	0.78	Pass	No	
0300	1	Day 1	3-HPMA	ng/mL	185	180	183	2.73	Pass	No	
0306	1	Day 1	3-HPMA	ng/mL	1190	1080	1,140	9.65	Pass	No	
0306	1	Day 5	3-HPMA	ng/mL	183	193	188	5.32	Pass	No	
0308	1	Day 1	3-HPMA	ng/mL	1600	1600	1,600	0.00	Pass	No	
0001	1	Day 4	3-HPMA	ng/mL	279	291	285	4.21	Pass	No	
0013	1	Day 1	3-HPMA	ng/mL	1020	1140	1,080	11.11	Pass	No	
0042	1	Day 4	3-HPMA	ng/mL	1440	1460	1,450	1.38	Pass	No	
0051	1	Day 2	3-HPMA	ng/mL	134	126	130	6.15	Pass	No	
0063	1	Day 1	3-HPMA	ng/mL	560	545	553	2.71	Pass	No	
0066	1	Day 4	3-HPMA	ng/mL	251	238	245	5.31	Pass	No	
0067	1	Day 5	3-HPMA	ng/mL	165	169	167	2.40	Pass	No	
0071	1	Day 0	3-HPMA	ng/mL	1190	1130	1,160	5.17	Pass	No	
0076	1	Day 4	3-HPMA	ng/mL	189	217	203	13.79	Pass	No	
0085	1	Day 3	3-HPMA	ng/mL	102	113	108	10.19	Pass	No	
0086	1	Day 6	3-HPMA	ng/mL	370	411	391	10.49	Pass	No	
0088	1	Day 3	3-HPMA	ng/mL	81.2	87.0	84.1	6.90	Pass	No	
0090	1	Day 4	3-HPMA	ng/mL	269	283	276	5.07	Pass	No	
0104	1	Day 4	3-HPMA	ng/mL	76.1	71.6	73.9	6.09	Pass	No	
0105	1	Day 2	3-HPMA	ng/mL	1270	1320	1,300	3.85	Pass	No	

3-HPMA, HBMA, and CEMA in Human Urine
Celerion Study AA99071-03

Subject	Period	Time Point	Analyte	Units	Original Value	Reassay Value	Mean Value	% Difference	Reproducible?	Event?	% of Passing ISR Samples
0106	1	Day 3	3-HPMA	ng/mL	94.5	105	99.8	10.52	Pass	No	
0114	1	Day 6	3-HPMA	ng/mL	231	226	229	2.18	Pass	No	
0118	1	Day 4	3-HPMA	ng/mL	1080	1070	1,080	0.93	Pass	No	
0122	1	Day 3	3-HPMA	ng/mL	144	140	142	2.82	Pass	No	
0123	1	Day 3	3-HPMA	ng/mL	74.5	75.4	75.0	1.20	Pass	No	
0127	1	Day 0	3-HPMA	ng/mL	1380	1320	1,350	4.44	Pass	No	
0128	1	Day 0	3-HPMA	ng/mL	1020	972	996	4.82	Pass	No	
0133	1	Day 1	3-HPMA	ng/mL	1090	1090	1,090	0.00	Pass	No	
0136	1	Day 0	3-HPMA	ng/mL	895	892	894	0.34	Pass	No	
0136	1	Day 6	3-HPMA	ng/mL	210	208	209	0.96	Pass	No	
0137	1	Day 3	3-HPMA	ng/mL	100	95.7	97.9	4.39	Pass	No	
0137	1	Day 4	3-HPMA	ng/mL	91.6	94.0	92.8	2.59	Pass	No	
0139	1	Day 1	3-HPMA	ng/mL	728	674	701	7.70	Pass	No	
0140	1	Day 2	3-HPMA	ng/mL	384	381	383	0.78	Pass	No	
0145	1	Day 3	3-HPMA	ng/mL	96.1	93.4	94.8	2.85	Pass	No	
0148	1	Day 1	3-HPMA	ng/mL	2060	2190	2,130	6.10	Pass	No	
0149	1	Day 1	3-HPMA	ng/mL	441	432	437	2.06	Pass	No	
0150	1	Day 5	3-HPMA	ng/mL	113	125	119	10.08	Pass	No	
0153	1	Day 1	3-HPMA	ng/mL	652	625	639	4.23	Pass	No	
0156	1	Day 5	3-HPMA	ng/mL	1340	1290	1,320	3.79	Pass	No	
0160	1	Day 6	3-HPMA	ng/mL	558	617	588	10.03	Pass	No	
0167	1	Day 0	3-HPMA	ng/mL	723	745	734	3.00	Pass	No	
0169	1	Day 3	3-HPMA	ng/mL	114	110	112	3.57	Pass	No	
0170	1	Day 4	3-HPMA	ng/mL	205	195	200	5.00	Pass	No	
0316	1	Day 4	3-HPMA	ng/mL	277	260	269	6.32	Pass	No	
0318	1	Day 4	3-HPMA	ng/mL	1550	1540	1,550	0.65	Pass	No	
0318	1	Day 6	3-HPMA	ng/mL	1800	1940	1,870	7.49	Pass	No	

3-HPMA, HBMA, and CEMA in Human Urine
Celerion Study AA99071-03

Subject	Period	Time Point	Analyte	Units	Original Value	Reassay Value	Mean Value	% Difference	Reproducible?	Event?	% of Passing ISR Samples
0321	1	Day 6	3-HPMA	ng/mL	355	384	370	7.84	Pass	No	
0325	1	Day 2	3-HPMA	ng/mL	720	734	727	1.93	Pass	No	

3-HPMA, HBMA, and CEMA in Human Urine
Celerion Study AA99071-03

Table 21 Incurred Sample Reproducibility Assessment for HBMA

Subject	Period	Time Point	Analyte	Units	Original Value	Reassay Value	Mean Value	% Difference	Reproducible?	Event?	% of Passing ISR Samples
0008	1	Day 6	HBMA	ng/mL	62.4	50.5	56.5	21.06	Fail	No	90.7
0014	1	Day 1	HBMA	ng/mL	637	633	635	0.63	Pass	No	
0016	1	Day 1	HBMA	ng/mL	137	122	130	11.54	Pass	No	
0016	1	Day 6	HBMA	ng/mL	228	44.5	136	134.93	Fail	Event	
0017	1	Day 5	HBMA	ng/mL	64.2	75.3	69.8	15.90	Pass	No	
0020	1	Day 1	HBMA	ng/mL	334	328	331	1.81	Pass	No	
0020	1	Day 5	HBMA	ng/mL	63.4	65.3	64.4	2.95	Pass	No	
0022	1	Day 2	HBMA	ng/mL	90.0	82.7	86.4	8.45	Pass	No	
0023	1	Day 0	HBMA	ng/mL	231	217	224	6.25	Pass	No	
0023	1	Day 4	HBMA	ng/mL	49.9	54.3	52.1	8.45	Pass	No	
0025	1	Day 1	HBMA	ng/mL	232	333	283	35.69	Fail	No	
0028	1	Day 2	HBMA	ng/mL	62.7	67.7	65.2	7.67	Pass	No	
0029	1	Day 1	HBMA	ng/mL	199	180	190	10.00	Pass	No	
0029	1	Day 5	HBMA	ng/mL	366	333	350	9.43	Pass	No	
0030	1	Day 4	HBMA	ng/mL	30.1	35.2	32.7	15.60	Pass	No	
0031	1	Day 1	HBMA	ng/mL	1050	984	1,020	6.47	Pass	No	
0031	1	Day 6	HBMA	ng/mL	66.6	55.2	60.9	18.72	Pass	No	
0035	1	Day 2	HBMA	ng/mL	322	284	303	12.54	Pass	No	
0038	1	Day 1	HBMA	ng/mL	488	415	452	16.15	Pass	No	
0038	1	Day 4	HBMA	ng/mL	37.1	84.6	60.9	78.00	Fail	Event	
0039	1	Day 1	HBMA	ng/mL	301	296	299	1.67	Pass	No	
0039	1	Day 5	HBMA	ng/mL	85.0	83.9	84.5	1.30	Pass	No	
0044	1	Day 4	HBMA	ng/mL	62.4	58.9	60.7	5.77	Pass	No	
0055	1	Day 6	HBMA	ng/mL	229	230	230	0.43	Pass	No	

3-HPMA, HBMA, and CEMA in Human Urine
Celerion Study AA99071-03

Subject	Period	Time Point	Analyte	Units	Original Value	Reassay Value	Mean Value	% Difference	Reproducible?	Event?	% of Passing ISR Samples
0060	1	Day 4	HBMA	ng/mL	69.5	69.0	69.3	0.72	Pass	No	
0064	1	Day 4	HBMA	ng/mL	192	203	198	5.56	Pass	No	
0185	1	Day 0	HBMA	ng/mL	570	557	564	2.30	Pass	No	
0187	1	Day 4	HBMA	ng/mL	615	687	651	11.06	Pass	No	
0192	1	Day 1	HBMA	ng/mL	556	568	562	2.14	Pass	No	
0192	1	Day 6	HBMA	ng/mL	69.8	71.0	70.4	1.70	Pass	No	
0134	1	Day 5	HBMA	ng/mL	63.3	66.7	65.0	5.23	Pass	No	
0181	1	Day 0	HBMA	ng/mL	435	433	434	0.46	Pass	No	
0181	1	Day 1	HBMA	ng/mL	423	509	466	18.45	Pass	No	
0193	1	Day 5	HBMA	ng/mL	65.5	55.1	60.3	17.25	Pass	No	
0195	1	Day 4	HBMA	ng/mL	72.7	68.3	70.5	6.24	Pass	No	
0197	1	Day 1	HBMA	ng/mL	803	723	763	10.48	Pass	No	
0198	1	Day 3	HBMA	ng/mL	658	575	617	13.45	Pass	No	
0202	1	Day 1	HBMA	ng/mL	224	224	224	0.00	Pass	No	
0203	1	Day 2	HBMA	ng/mL	62.6	60.8	61.7	2.92	Pass	No	
0206	1	Day 1	HBMA	ng/mL	605	555	580	8.62	Pass	No	
0218	1	Day 1	HBMA	ng/mL	674	568	621	17.07	Pass	No	
0220	1	Day 2	HBMA	ng/mL	62.6	57.0	59.8	9.36	Pass	No	
0224	1	Day 5	HBMA	ng/mL	236	198	217	17.51	Pass	No	
0232	1	Day 3	HBMA	ng/mL	82.8	83.2	83.0	0.48	Pass	No	
0240	1	Day 3	HBMA	ng/mL	89.4	87.7	88.6	1.92	Pass	No	
0249	1	Day 1	HBMA	ng/mL	826	785	806	5.09	Pass	No	
0249	1	Day 5	HBMA	ng/mL	60.9	46.7	53.8	26.39	Fail	No	
0251	1	Day 3	HBMA	ng/mL	99.9	95.7	97.8	4.29	Pass	No	
0252	1	Day 4	HBMA	ng/mL	119	102	111	15.32	Pass	No	
0255	1	Day 4	HBMA	ng/mL	64.9	54.4	59.7	17.59	Pass	No	
0256	1	Day 1	HBMA	ng/mL	622	562	592	10.14	Pass	No	

3-HPMA, HBMA, and CEMA in Human Urine
Celerion Study AA99071-03

Subject	Period	Time Point	Analyte	Units	Original Value	Reassay Value	Mean Value	% Difference	Reproducible?	Event?	% of Passing ISR Samples
0264	1	Day 5	HBMA	ng/mL	93.5	79.6	86.6	16.05	Pass	No	
0273	1	Day 3	HBMA	ng/mL	74.6	78.9	76.8	5.60	Pass	No	
0276	1	Day 5	HBMA	ng/mL	76.8	67.7	72.3	12.59	Pass	No	
0277	1	Day 6	HBMA	ng/mL	64.0	63.6	63.8	0.63	Pass	No	
0282	1	Day 5	HBMA	ng/mL	74.6	70.9	72.8	5.08	Pass	No	
0285	1	Day 1	HBMA	ng/mL	603	527	565	13.45	Pass	No	
0285	1	Day 2	HBMA	ng/mL	556	455	506	19.96	Pass	No	
0289	1	Day 1	HBMA	ng/mL	325	299	312	8.33	Pass	No	
0300	1	Day 1	HBMA	ng/mL	105	89.9	97.5	15.49	Pass	No	
0306	1	Day 1	HBMA	ng/mL	709	609	659	15.17	Pass	No	
0306	1	Day 5	HBMA	ng/mL	64.5	52.2	58.4	21.06	Fail	No	
0308	1	Day 1	HBMA	ng/mL	816	657	737	21.57	Fail	No	
0001	1	Day 4	HBMA	ng/mL	83.5	84.4	84.0	1.07	Pass	No	
0013	1	Day 1	HBMA	ng/mL	644	602	623	6.74	Pass	No	
0042	1	Day 4	HBMA	ng/mL	783	629	706	21.81	Fail	No	
0051	1	Day 2	HBMA	ng/mL	62.4	58.3	60.4	6.79	Pass	No	
0063	1	Day 1	HBMA	ng/mL	305	287	296	6.08	Pass	No	
0066	1	Day 4	HBMA	ng/mL	73.8	69.9	71.9	5.42	Pass	No	
0067	1	Day 5	HBMA	ng/mL	87.2	79.7	83.5	8.98	Pass	No	
0071	1	Day 0	HBMA	ng/mL	463	448	456	3.29	Pass	No	
0076	1	Day 4	HBMA	ng/mL	93.8	115	104	20.38	Fail	No	
0085	1	Day 3	HBMA	ng/mL	91.2	96.7	94.0	5.85	Pass	No	
0086	1	Day 6	HBMA	ng/mL	60.1	51.5	55.8	15.41	Pass	No	
0088	1	Day 3	HBMA	ng/mL	89.4	94.8	92.1	5.86	Pass	No	
0090	1	Day 4	HBMA	ng/mL	149	151	150	1.33	Pass	No	
0104	1	Day 4	HBMA	ng/mL	71.9	77.1	74.5	6.98	Pass	No	
0105	1	Day 2	HBMA	ng/mL	551	468	510	16.27	Pass	No	

3-HPMA, HBMA, and CEMA in Human Urine
Celerion Study AA99071-03

Subject	Period	Time Point	Analyte	Units	Original Value	Reassay Value	Mean Value	% Difference	Reproducible?	Event?	% of Passing ISR Samples
0106	1	Day 3	HBMA	ng/mL	110	100	105	9.52	Pass	No	
0114	1	Day 6	HBMA	ng/mL	61.8	53.3	57.6	14.76	Pass	No	
0118	1	Day 4	HBMA	ng/mL	558	531	545	4.95	Pass	No	
0122	1	Day 3	HBMA	ng/mL	112	91.8	102	19.80	Pass	No	
0123	1	Day 3	HBMA	ng/mL	90.0	80.2	85.1	11.52	Pass	No	
0127	1	Day 0	HBMA	ng/mL	591	542	567	8.64	Pass	No	
0128	1	Day 0	HBMA	ng/mL	474	528	501	10.78	Pass	No	
0133	1	Day 1	HBMA	ng/mL	447	488	468	8.76	Pass	No	
0136	1	Day 0	HBMA	ng/mL	597	580	589	2.89	Pass	No	
0136	1	Day 6	HBMA	ng/mL	62.6	55.8	59.2	11.49	Pass	No	
0137	1	Day 3	HBMA	ng/mL	143	148	146	3.42	Pass	No	
0137	1	Day 4	HBMA	ng/mL	93.8	85.5	89.7	9.25	Pass	No	
0139	1	Day 1	HBMA	ng/mL	412	385	399	6.77	Pass	No	
0140	1	Day 2	HBMA	ng/mL	238	241	240	1.25	Pass	No	
0145	1	Day 3	HBMA	ng/mL	93.7	104	98.9	10.41	Pass	No	
0148	1	Day 1	HBMA	ng/mL	943	928	936	1.60	Pass	No	
0149	1	Day 1	HBMA	ng/mL	218	224	221	2.71	Pass	No	
0150	1	Day 5	HBMA	ng/mL	62.9	62.2	62.6	1.12	Pass	No	
0153	1	Day 1	HBMA	ng/mL	319	307	313	3.83	Pass	No	
0156	1	Day 5	HBMA	ng/mL	680	710	695	4.32	Pass	No	
0160	1	Day 6	HBMA	ng/mL	172	212	192	20.83	Fail	No	
0167	1	Day 0	HBMA	ng/mL	430	461	446	6.95	Pass	No	
0169	1	Day 3	HBMA	ng/mL	157	156	157	0.64	Pass	No	
0170	1	Day 4	HBMA	ng/mL	174	165	170	5.29	Pass	No	
0316	1	Day 4	HBMA	ng/mL	90.7	79.0	84.9	13.78	Pass	No	
0318	1	Day 4	HBMA	ng/mL	619	528	574	15.85	Pass	No	
0318	1	Day 6	HBMA	ng/mL	762	671	717	12.69	Pass	No	

3-HPMA, HBMA, and CEMA in Human Urine
Celerion Study AA99071-03

Subject	Period	Time Point	Analyte	Units	Original Value	Reassay Value	Mean Value	% Difference	Reproducible?	Event?	% of Passing ISR Samples
0321	1	Day 6	HBMA	ng/mL	91.2	80.4	85.8	12.59	Pass	No	
0325	1	Day 2	HBMA	ng/mL	336	291	314	14.33	Pass	No	

3-HPMA, HBMA, and CEMA in Human Urine
Celerion Study AA99071-03

Table 22. Incurred Sample Reproducibility Assessment for CEMA

Subject	Period	Time Point	Analyte	Units	Original Value	Reassay Value	Mean Value	% Difference	Reproducible?	Event?	% of Passing ISR Samples
0008	1	Day 6	CEMA	ng/mL	9.23	9.65	9.44	4.45	Pass	No	99.1
0014	1	Day 1	CEMA	ng/mL	114	114	114	0.00	Pass	No	
0016	1	Day 1	CEMA	ng/mL	45.9	43.7	44.8	4.91	Pass	No	
0016	1	Day 6	CEMA	ng/mL	12.3	11.2	11.8	9.32	Pass	No	
0017	1	Day 5	CEMA	ng/mL	7.88	8.70	8.29	9.89	Pass	No	
0020	1	Day 1	CEMA	ng/mL	90.6	83.9	87.3	7.67	Pass	No	
0020	1	Day 5	CEMA	ng/mL	10.3	10.5	10.4	1.92	Pass	No	
0022	1	Day 2	CEMA	ng/mL	33.2	35.4	34.3	6.41	Pass	No	
0023	1	Day 0	CEMA	ng/mL	61.3	67.7	64.5	9.92	Pass	No	
0023	1	Day 4	CEMA	ng/mL	13.8	14.4	14.1	4.26	Pass	No	
0025	1	Day 1	CEMA	ng/mL	64.4	96.6	80.5	40.00	Fail	No	
0028	1	Day 2	CEMA	ng/mL	15.2	16.4	15.8	7.59	Pass	No	
0029	1	Day 1	CEMA	ng/mL	39.0	38.4	38.7	1.55	Pass	No	
0029	1	Day 5	CEMA	ng/mL	78.4	85.9	82.2	9.12	Pass	No	
0030	1	Day 4	CEMA	ng/mL	3.69	3.39	3.54	8.47	Pass	No	
0031	1	Day 1	CEMA	ng/mL	193	173	183	10.93	Pass	No	
0031	1	Day 6	CEMA	ng/mL	15.6	15.2	15.4	2.60	Pass	No	
0035	1	Day 2	CEMA	ng/mL	83.5	79.6	81.6	4.78	Pass	No	
0038	1	Day 1	CEMA	ng/mL	142	132	137	7.30	Pass	No	
0038	1	Day 4	CEMA	ng/mL	34.2	38.7	36.5	12.33	Pass	No	
0039	1	Day 1	CEMA	ng/mL	71.2	76.1	73.7	6.65	Pass	No	
0039	1	Day 5	CEMA	ng/mL	7.33	6.28	6.81	15.42	Pass	No	
0044	1	Day 4	CEMA	ng/mL	7.30	6.90	7.10	5.63	Pass	No	
0055	1	Day 6	CEMA	ng/mL	62.6	61.2	61.9	2.26	Pass	No	

3-HPMA, HBMA, and CEMA in Human Urine
Celerion Study AA99071-03

Subject	Period	Time Point	Analyte	Units	Original Value	Reassay Value	Mean Value	% Difference	Reproducible?	Event?	% of Passing ISR Samples
0060	1	Day 4	CEMA	ng/mL	9.48	8.98	9.23	5.42	Pass	No	
0064	1	Day 4	CEMA	ng/mL	31.5	29.3	30.4	7.24	Pass	No	
0185	1	Day 0	CEMA	ng/mL	146	142	144	2.78	Pass	No	
0187	1	Day 4	CEMA	ng/mL	168	145	157	14.65	Pass	No	
0192	1	Day 1	CEMA	ng/mL	169	144	157	15.92	Pass	No	
0192	1	Day 6	CEMA	ng/mL	18.1	16.3	17.2	10.47	Pass	No	
0134	1	Day 5	CEMA	ng/mL	17.8	17.9	17.9	0.56	Pass	No	
0181	1	Day 0	CEMA	ng/mL	162	161	162	0.62	Pass	No	
0181	1	Day 1	CEMA	ng/mL	151	136	144	10.42	Pass	No	
0193	1	Day 5	CEMA	ng/mL	9.91	9.68	9.80	2.35	Pass	No	
0195	1	Day 4	CEMA	ng/mL	3.08	3.41	3.25	10.15	Pass	No	
0197	1	Day 1	CEMA	ng/mL	141	142	142	0.70	Pass	No	
0198	1	Day 3	CEMA	ng/mL	170	163	167	4.19	Pass	No	
0202	1	Day 1	CEMA	ng/mL	4.03	4.10	4.07	1.72	Pass	No	
0203	1	Day 2	CEMA	ng/mL	17.4	15.9	16.7	8.98	Pass	No	
0206	1	Day 1	CEMA	ng/mL	139	147	143	5.59	Pass	No	
0218	1	Day 1	CEMA	ng/mL	97.9	105	101	7.03	Pass	No	
0220	1	Day 2	CEMA	ng/mL	9.06	9.35	9.21	3.15	Pass	No	
0224	1	Day 5	CEMA	ng/mL	61.9	60.3	61.1	2.62	Pass	No	
0232	1	Day 3	CEMA	ng/mL	4.00	4.72	4.36	16.51	Pass	No	
0240	1	Day 3	CEMA	ng/mL	14.8	14.7	14.8	0.68	Pass	No	
0249	1	Day 1	CEMA	ng/mL	155	178	167	13.77	Pass	No	
0249	1	Day 5	CEMA	ng/mL	36.0	36.4	36.2	1.10	Pass	No	
0251	1	Day 3	CEMA	ng/mL	4.03	4.53	4.28	11.68	Pass	No	
0252	1	Day 4	CEMA	ng/mL	14.9	14.7	14.8	1.35	Pass	No	
0255	1	Day 4	CEMA	ng/mL	11.3	11.1	11.2	1.79	Pass	No	
0256	1	Day 1	CEMA	ng/mL	89.2	89.9	89.6	0.78	Pass	No	

3-HPMA, HBMA, and CEMA in Human Urine
Celerion Study AA99071-03

Subject	Period	Time Point	Analyte	Units	Original Value	Reassay Value	Mean Value	% Difference	Reproducible?	Event?	% of Passing ISR Samples
0264	1	Day 5	CEMA	ng/mL	3.70	3.57	3.64	3.57	Pass	No	
0273	1	Day 3	CEMA	ng/mL	15.6	18.3	17.0	15.88	Pass	No	
0276	1	Day 5	CEMA	ng/mL	2.79	3.11	2.95	10.85	Pass	No	
0277	1	Day 6	CEMA	ng/mL	7.10	7.66	7.38	7.59	Pass	No	
0282	1	Day 5	CEMA	ng/mL	10.0	10.0	10.0	0.00	Pass	No	
0285	1	Day 1	CEMA	ng/mL	152	160	156	5.13	Pass	No	
0285	1	Day 2	CEMA	ng/mL	151	149	150	1.33	Pass	No	
0289	1	Day 1	CEMA	ng/mL	81.8	77.1	79.5	5.91	Pass	No	
0300	1	Day 1	CEMA	ng/mL	5.42	5.63	5.53	3.80	Pass	No	
0306	1	Day 1	CEMA	ng/mL	129	126	128	2.34	Pass	No	
0306	1	Day 5	CEMA	ng/mL	9.29	9.17	9.23	1.30	Pass	No	
0308	1	Day 1	CEMA	ng/mL	130	131	131	0.76	Pass	No	
0001	1	Day 4	CEMA	ng/mL	5.76	6.51	6.14	12.21	Pass	No	
0013	1	Day 1	CEMA	ng/mL	160	157	159	1.89	Pass	No	
0042	1	Day 4	CEMA	ng/mL	169	158	164	6.71	Pass	No	
0051	1	Day 2	CEMA	ng/mL	8.25	7.94	8.10	3.83	Pass	No	
0063	1	Day 1	CEMA	ng/mL	87.1	78.7	82.9	10.13	Pass	No	
0066	1	Day 4	CEMA	ng/mL	4.33	3.96	4.15	8.92	Pass	No	
0067	1	Day 5	CEMA	ng/mL	33.3	30.9	32.1	7.48	Pass	No	
0071	1	Day 0	CEMA	ng/mL	161	145	153	10.46	Pass	No	
0076	1	Day 4	CEMA	ng/mL	7.08	7.01	7.05	0.99	Pass	No	
0085	1	Day 3	CEMA	ng/mL	3.37	3.40	3.39	0.88	Pass	No	
0086	1	Day 6	CEMA	ng/mL	20.7	19.0	19.9	8.54	Pass	No	
0088	1	Day 3	CEMA	ng/mL	9.23	9.04	9.14	2.08	Pass	No	
0090	1	Day 4	CEMA	ng/mL	10.9	9.93	10.4	9.33	Pass	No	
0104	1	Day 4	CEMA	ng/mL	1.35	1.48	1.42	9.15	Pass	No	
0105	1	Day 2	CEMA	ng/mL	156	151	154	3.25	Pass	No	

3-HPMA, HBMA, and CEMA in Human Urine
Celerion Study AA99071-03

Subject	Period	Time Point	Analyte	Units	Original Value	Reassay Value	Mean Value	% Difference	Reproducible?	Event?	% of Passing ISR Samples
0106	1	Day 3	CEMA	ng/mL	6.57	6.43	6.50	2.15	Pass	No	
0114	1	Day 6	CEMA	ng/mL	5.39	4.65	5.02	14.74	Pass	No	
0118	1	Day 4	CEMA	ng/mL	123	114	119	7.56	Pass	No	
0122	1	Day 3	CEMA	ng/mL	5.96	5.27	5.62	12.28	Pass	No	
0123	1	Day 3	CEMA	ng/mL	8.09	7.71	7.90	4.81	Pass	No	
0127	1	Day 0	CEMA	ng/mL	163	154	159	5.66	Pass	No	
0128	1	Day 0	CEMA	ng/mL	125	122	124	2.42	Pass	No	
0133	1	Day 1	CEMA	ng/mL	113	113	113	0.00	Pass	No	
0136	1	Day 0	CEMA	ng/mL	132	132	132	0.00	Pass	No	
0136	1	Day 6	CEMA	ng/mL	10.2	10.8	10.5	5.71	Pass	No	
0137	1	Day 3	CEMA	ng/mL	6.55	6.93	6.74	5.64	Pass	No	
0137	1	Day 4	CEMA	ng/mL	7.26	6.68	6.97	8.32	Pass	No	
0139	1	Day 1	CEMA	ng/mL	131	122	127	7.09	Pass	No	
0140	1	Day 2	CEMA	ng/mL	53.4	53.8	53.6	0.75	Pass	No	
0145	1	Day 3	CEMA	ng/mL	7.45	8.13	7.79	8.73	Pass	No	
0148	1	Day 1	CEMA	ng/mL	162	162	162	0.00	Pass	No	
0149	1	Day 1	CEMA	ng/mL	43.4	43.6	43.5	0.46	Pass	No	
0150	1	Day 5	CEMA	ng/mL	8.69	9.15	8.92	5.16	Pass	No	
0153	1	Day 1	CEMA	ng/mL	80.0	80.3	80.2	0.37	Pass	No	
0156	1	Day 5	CEMA	ng/mL	152	152	152	0.00	Pass	No	
0160	1	Day 6	CEMA	ng/mL	63.6	68.2	65.9	6.98	Pass	No	
0167	1	Day 0	CEMA	ng/mL	104	99.5	102	4.41	Pass	No	
0169	1	Day 3	CEMA	ng/mL	4.24	4.40	4.32	3.70	Pass	No	
0170	1	Day 4	CEMA	ng/mL	6.43	6.17	6.30	4.13	Pass	No	
0316	1	Day 4	CEMA	ng/mL	3.31	3.63	3.47	9.22	Pass	No	
0318	1	Day 4	CEMA	ng/mL	132	138	135	4.44	Pass	No	
0318	1	Day 6	CEMA	ng/mL	161	156	159	3.14	Pass	No	

3-HPMA, HBMA, and CEMA in Human Urine
Celerion Study AA99071-03

Subject	Period	Time Point	Analyte	Units	Original Value	Reassay Value	Mean Value	% Difference	Reproducible?	Event?	% of Passing ISR Samples
0321	1	Day 6	CEMA	ng/mL	11.9	12.2	12.1	2.48	Pass	No	
0325	1	Day 2	CEMA	ng/mL	99.4	103	101	3.56	Pass	No	

FIGURES

Figure 1 Calibration Curve for 3-HPMA in Control Matrix, Watson Run ID 28[1]

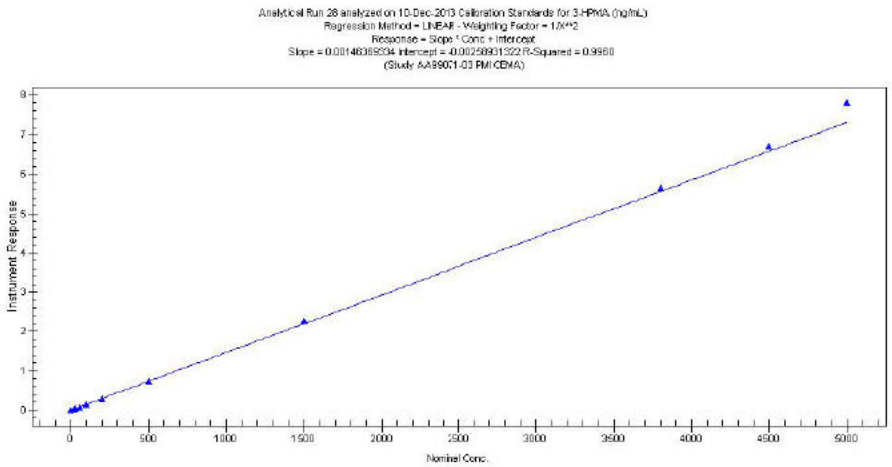

[1] Note: Though included on the figure above, the Standard 0 (blank sample extracted with internal standard) was not used as a standard to calculate the calibration curve parameters.

Figure 2 Calibration Curve for HBMA in Control Matrix, Watson Run ID 28[2]

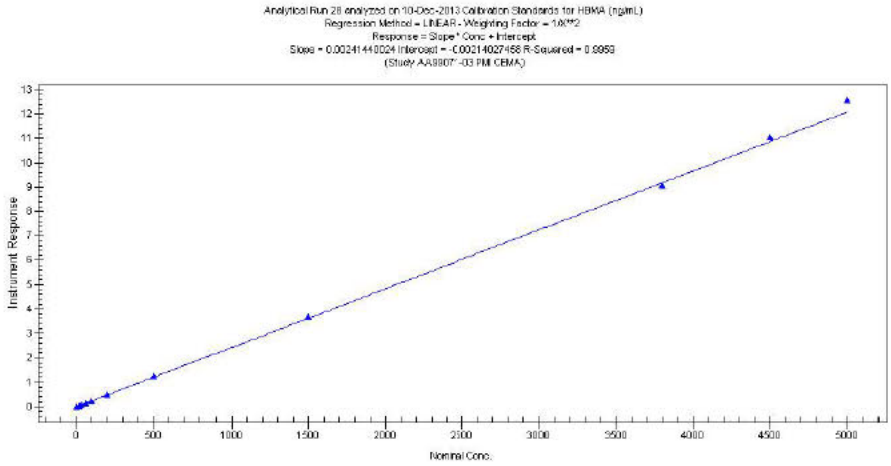

[2] Note: Though included on the figure above, the Standard 0 (blank sample extracted with internal standard) was not used as a standard to calculate the calibration curve parameters.

3-HPMA, HBMA, and CEMA in Human Urine
Celerion Study AA99071-03

Figure 3 Calibration Curve for CEMA in Control Matrix, Watson Run ID 29[3]

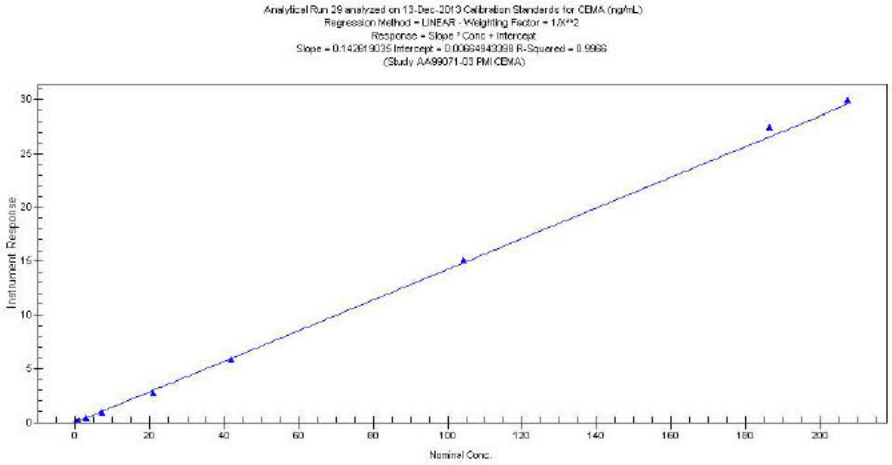

[3] Note: Though included on the figure above, the Standard 0 (blank sample extracted with internal standard) was not used as a standard to calculate the calibration curve parameters.

ATTACHMENTS

Attachment 1 General List of Abbreviations used at Celerion

Abbreviations are used in this document as applicable.

Abbreviation	Description
°C	Degree Celsius (centigrade)
µg	Microgram
AAR	Above the acceptable range
AB	Applied Biosystems
API	Atmospheric pressure ionization
ASCII	American standard code for information interchange
BAM	Bioanalytical method
BLK	Blank
BLQ	Below limit of quantification
CC	Conventional Cigarette
CDER	Center for Drug Evaluation and Research
CFR	Code of Federal Regulations
CRO	Contract research organisation
CV	Coefficient of variation
Da	Dalton
DCU	Diluted concentration unreliable
DFNR	Dilution factor not reliable
DQC	Dilution quality control sample
ELISA	Enzyme-linked immunosorbent assay
EDTA	Ethylenediaminetetraacetic acid
EQB	Exceeding quadratic bounds
EXT	Extraction
fg	Femtogram
g	Gram
GLP	Good laboratory practices
h	Hour
HDPE	High density polyethylene
HPLC	High performance liquid chromatography

Abbreviation	Description
HSR	High standard removed
ID	Identifier
INC	Incongruous
INS	Instrumentation
IS	Internal standard
ISA	Insufficient volume for full analysis
ISP	Incomplete sample processing
ISR	Incurred sample reproducibility
ISV	Insufficient volume
IVR	Insufficient volume to reassay
L	Litre, liter
LC-MS/MS	Liquid chromatography- tandem mass spectrometry
LLOQ	Lower limit of quantitation
LNK	Celerion, Lincoln site
M	Molar
mg	Milligram
mL	Millilitre, milliliter
mol	Mole
MRM	Multiple reaction monitoring
MS	Mass spectrometry
MW	Molecular weight
n	Number of data points
N/AP	Not applicable
N/AV	Not available
NFV	Not full volume
ng	Nanogram
No	Number
NU	Not used
OECD	Organization for Economic Cooperation and Development
PD	Period
pg	Picogram
QC	Quality control
QCs	Quality control samples

Abbreviation	Description
R E	Relative error
REF	Reference
RI	Reinjection
RIA	Rarioimmunoassay
RT	Room temperature
RR	Reanalysis
RVL	Remaining volume low
S A	Smoking Abstinence
S D	Standard deviation
SOP	Standard operating procedure
SPE	Solid-phase extraction
SST	System suitability test
STD	Standard
Sub	Subject
SVD	Sample volume depleted
TBD	To be determined
Temp	Temperature
THS	Tobacco Heating System
UCR	Unacceptable chromatography
UISR	Unacceptable internal standard response
ULOQ	Upper limit of quantitation
U S FDA	United States Food and Drug Administration
USP	US pharmacopeia
$\bar{x}$	Mean

Attachment 2 Temperature Definitions at Celerion

Values for temperatures are nominal temperatures representing the following temperature ranges:

Nominal temperature	Temperature Range
-80 C	-65 C to -90 C
-20 C	-10 C to -30 C
5 C	2 C to 8 C
Room temperature	15 C to 25 C
24 C	22 C to 26 C

Attachment 3 Procedure for VRC and SSR Reassays and Reporting of Reassay Results

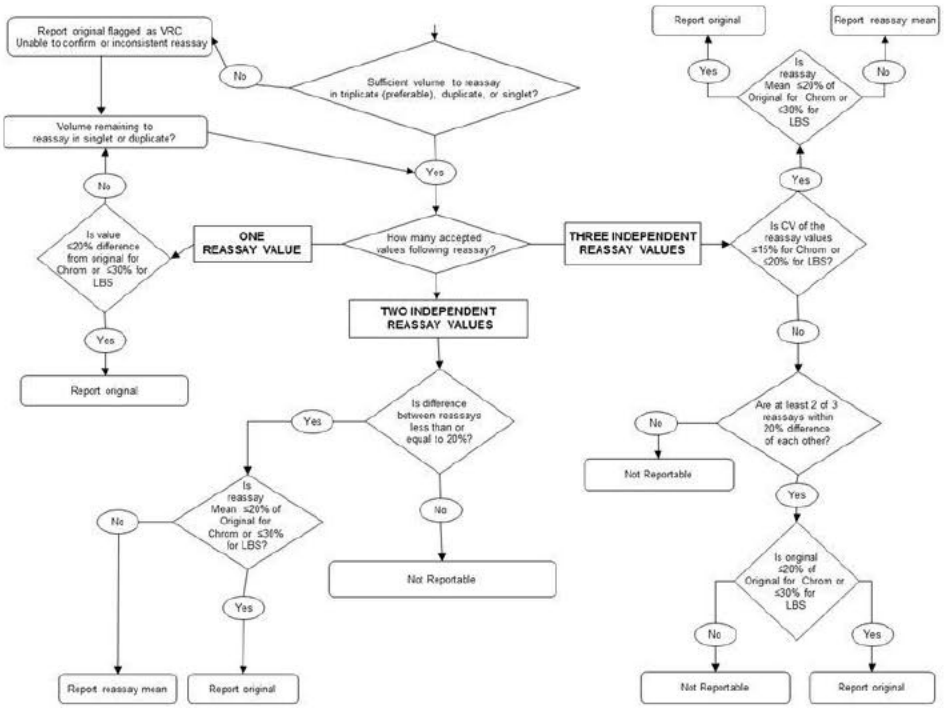

To compare reassays:

$$\frac{|\text{Reassay Value 1} - \text{Reassay Value 2}|}{\text{Mean of Reassay Value 1 and 2}} * 100\%$$

To compare to original:

$$\frac{|\text{Mean of Reassays} - \text{Original Value}|}{\text{Original Value}} * 100\%$$

An LC-MS/MS value as outlined in the decision tree is obtained from a single determination

If BLQ is obtained for a value, the nominal concentration of the LLOQ is used when comparing reassays in this decision tree.

Attachment 4 General List of Calculation Formulae

Mean:	**Error! Objects cannot be created from editing field codes.**
Standard Deviation (SD):	**Error! Objects cannot be created from editing field codes.**
Precision (RSD, CV):	**Error! Objects cannot be created from editing field codes.**
Accuracy (% Theoretical):	**Error! Objects cannot be created from editing field codes.**
	Error! Objects cannot be created from editing field codes.
Inaccuracy (% Bias, % RE):	**Error! Objects cannot be created from editing field codes.**
	Error! Objects cannot be created from editing field codes.

x = value (e.g. analyte concentration, OD value, cpm value, peak signal)

n = number of values

Error! Objects cannot be created from editing field codes.
Error! Objects cannot be created from editing field codes.

Attachment 5 Reassay Descriptions

Analytical Reason (Code)	Description
Above the Accepted Range (AAR)	Identifies a study sample whose calculated concentration is greater than the upper limit of quantitation (ULOQ). This study sample will be diluted before being reassayed.
Diluted Concentration Unreliable (DCU)	Identifies a study sample that has been diluted and determined to have a concentration below LLOQ (BLQ, below limit of quantification) before correction for the final dilution factor.
Dilution Factor Not Reliable (DFNR)	Identifies a study sample that has been diluted, and determined to have a measurable concentration, however >50% of the dilution QC samples (having the same dilution factor) did not meet their acceptance criteria. Identifies a dilution QC sample that does not fulfil the acceptance criterion and is excluded from the DQC statistics.
Highest / Lowest Standard Removed (HSR / LSR)	If the working range of the method is truncated as a result of - the ULOQ calibration standard being rejected or unavailable (e.g. incomplete sample processing or incomplete instrument analysis, unacceptable chromatography), all study samples with concentrations greater than the highest acceptable standard are identified as 'highest standard removed' (HSR). - the calibration standard at the LLOQ being rejected or unavailable (e.g. incomplete sample processing or incomplete instrument analysis, unacceptable chromatography), all study samples with concentrations below the lowest acceptable standard are identified as 'lowest standard removed' (LSR).
Incomplete Sample Processing (ISP)	Identifies a study sample, calibration standard, or QC sample for which data could not be obtained due to processing problems that oc curred during the extraction or assay documented by the analyst prior to instrumental analysis.
Insufficient Volume for Reassay (IVR)	Identified a study sample that has insufficient sample volume for reanalysis (including all received splits)
Incomplete Instrument Analysis (IIA)	Identifies a study sample, calibration standard, or QC sample for which data could not be obtained due to processing problems that occurred during HPLC injection or instrumental analysis and were documented by the analyst.
Unacceptable Chromatography (UCR)	Identifies a study sample, calibration standard, or QC sample judged to demonstrate unacceptable chromatography according to the applicable Celerion procedures (e.g. split peak, poor peak symmetry, unseparated interference).

3-HPMA, HBMA, and CEMA in Human Urine
Celerion Study AA99071-03

Attachment 6 Certificates of Analysis

3-HPMA, HBMA, and CEMA in Human Urine
Celerion Study AA99071-03

B4: Withheld one page, vendor information

B4: Withheld one page, vendor information

B4: Withheld one page, vendor information

B4: Withheld one page, vendor information

B4: Withheld one page, vendor information

3-HPMA, HBMA, and CEMA in Human Urine
Celerion Study AA99071-03

B4: Withheld one page, vendor information

3-HPMA, HBMA, and CEMA in Human Urine
Celerion Study AA99071-03

B4: Withheld one page, vendor information

B4: Withheld one page, vendor information

B4: Withheld one page, vendor information

B4: Withheld one page, vendor information

B4: Withheld one page, vendor information

3-HPMA, HBMA, and CEMA in Human Urine
Celerion Study AA99071-03

B4: Withheld one page, vendor information

B4: Withheld one page, vendor information

B4: Withheld one page, vendor information

B4: Withheld one page, vendor information

B4: Withheld one page, vendor information

B4: Withheld one page, vendor information

B4: Withheld one page, vendor information

B4: Withheld one page, vendor information

3-HPMA, HBMA, and CEMA in Human Urine
Celerion Study AA99071-03

B4: Withheld one page, vendor information

B4: Withheld one page, vendor information

B4: Withheld one page, vendor information

3-HPMA, HBMA, and CEMA in Human Urine
Celerion Study AA99071-03

B4: Withheld one page, vendor information

B4: Withheld one page, vendor information

B4: Withheld one page, vendor information

B4: Withheld one page, vendor information

3-HPMA, HBMA, and CEMA in Human Urine
Celerion Study AA99071-03

B4: Withheld one page, vendor information

B4: Withheld one page, vendor information

B4: Withheld one page, vendor information

B4: Withheld one page, vendor information

3-HPMA, HBMA, and CEMA in Human Urine
Celerion Study AA99071-03

B4: Withheld one page, vendor information

3-HPMA, HBMA, and CEMA in Human Urine
Celerion Study AA99071-03

Attachment 7 Bioanalytical Method Summary

3-HPMA, HBMA, and CEMA in Human Urine
Celerion Study AA99071-03

PMI RESEARCH & DEVELOPMENT

BIOANALYTICAL METHOD SUMMARY (BMS)

Doc No: FOR_QM000496 – CR204A2 | Version N°: 2.0 | Page 1 of 2

Biomarker: 3-HPMA			**Matrix: Urine**
MVR/SOP no. & date: ZZ36536-01 / 08-May-2013			**CRO/Laboratory: Celerion-Lincoln**
LLOQ: 20.0 ng/mL			**ULOQ: 5000 ng/mL**
Validation	☑ **Full** ☐ **Partial** ☐ **Cross** **Comments (required for Partial/Cross):**		
Assay:	☑ **Chromatographic** ☐ **Ligand binding** ☐ **Enzymatic** ☐ **Other describe:**		
	☐ **LC/MS** ☑ **LC/MS/MS** ☐ **GC/MS** ☐ **GC/MS/MS** ☐ **ELISA**		
Equipment and short description of extraction and analysis: An aliquot of human urine containing the analyte and internal standard was extracted using a solid-phase extraction procedure. The extracted samples were analyzed by an UPLC equipped with an AB SCIEX API 4000™ mass spectrometer. Negative ions were monitored in the multiple reaction monitoring (MRM) mode. Quantitation was determined using a weighted linear regression analysis (1/concentration^2) of peak area ratios of the analyte and internal standard.			

Selectivity/Sensitivity/Matrix effect:	**No significant matrix effect was observed in 8 of the 9 human urine lots that were fortified at low concentration and in 8 of the 9 human urine lots that were fortified at a concentration of 100 ng/mL.**
Accuracy:	**Intra-batch: -17.0 to 2.6% R.E.** **Inter-batch: -6.3 to -0.7% R.E.**
Precision:	**Intra-batch: 1.2 to 10.0% CV** **Inter-batch: 2.9 to 10.2% CV**
Recovery:	**54% recovery at 60.0 ng/mL in human urine** **64% recovery at 5000 ng/mL in human urine**
Freeze and thaw stability:	**4 freeze/cycles in polypropylene tubes at -20°C under yellow light**
Short-term temperature stability:	**11 hours in polypropylene tubes at ambient temperature under yellow light**
Long-term stability:	**273 days in polypropylene tubes at -20°C**
Stock solution stability:	**277 days at approximately 500 µg/mL in methanol in polypropylene tubes at -20°C**
Post-preparative stability:	**152 hours in a polypropylene 96 well plate at 5°C**

Accreditation/ GLP compliance/ QA statements:	**GLP Compliance as Assay Validation conforms to Celerion Standard Operating Procedures which were written in compliance with FDA: Guidance to Industry "Bioanalytical Method Validation"**

3-HPMA, HBMA, and CEMA in Human Urine
Celerion Study AA99071-03

PMI RESEARCH & DEVELOPMENT

BIOANALYTICAL METHOD SUMMARY (BMS)

Doc No: FOR_QM000496 – CR204A2 | Version N°: 2.0 | Page 2 of 2

BMS completed by:		
Name:	Date:	Signature:
Erica Nachi	14-MAY-2013	Erica J Nachi

3-HPMA, HBMA, and CEMA in Human Urine
Celerion Study AA99071-03

PMI RESEARCH & DEVELOPMENT

BIOANALYTICAL METHOD SUMMARY (BMS)

Doc No: FOR_QM000496 – CR204A2 | Version N°: 2.0 | Page 1 of 2

Biomarker: HBMA			Matrix: Urine
MVR/SOP no. & date: ZZ36536-01 / 08-May-2013			CRO/Laboratory: Celerion-Lincoln
LLOQ: 20.0 ng/mL			ULOQ: 5000 ng/mL
Validation	☑ Full	☐ Partial	☐ Cross
	Comments (required for Partial/Cross):		
Assay:	☑ Chromatographic ☐ Ligand binding ☐ Enzymatic ☐ Other describe:		
	☐ LC/MS	☑ LC/MS/MS	☐ GC/MS ☐ GC/MS/MS
	☐ ELISA		

Equipment and short description of extraction and analysis: An aliquot of human urine containing the analyte and internal standard was extracted using a solid-phase extraction procedure. The extracted samples were analyzed by an UPLC equipped with an AB SCIEX API 4000™ mass spectrometer. Negative ions were monitored in the multiple reaction monitoring (MRM) mode. Quantitation was determined using a weighted linear regression analysis (1/concentration^2) of peak area ratios of the analyte and internal standard.

Selectivity/Sensitivity/Matrix effect:	No significant matrix effect was observed in 9 of the 10 human urine lots that were spiked near the concentration of the LLOQ and in 9 of the 10 human urine lots that were spiked near the concentration of the high QC
Accuracy:	Intra-batch: -15.5 to 7.6% R.E. Inter-batch: -13.5 to 1.6% R.E.
Precision:	Intra-batch: 1.6 to 11.2% C.V. Inter-batch: 2.8 to 7.6% C.V.
Recovery:	76% at 60.0 ng/mL in human urine 83% at 5000 ng/mL in human urine
Freeze and thaw stability:	4 freeze/cycles in polypropylene tubes at -20°C under yellow light
Short-term temperature stability:	11 hours in polypropylene tubes at ambient temperature under yellow light
Long-term stability:	273 days in polypropylene tubes at –20°C
Stock solution stability:	277 days at approximately 500 µg/mL in methanol in polypropylene tubes at -20°C
Post-preparative stability:	152 hours in a polypropylene 96 well plate at 5°C

Accreditation/ GLP compliance/ QA statements:	GLP Compliance as Assay Validation conforms to Celerion Standard Operating Procedures which were written in compliance with FDA: Guidance to Industry "Bioanalytical Method Validation"

3-HPMA, HBMA, and CEMA in Human Urine
Celerion Study AA99071-03

PMI RESEARCH & DEVELOPMENT

BIOANALYTICAL METHOD SUMMARY (BMS)

Doc No: FOR_QM000496 – CR204A2 | Version N°: 2.0 | Page 2 of 2

BMS completed by:		
Name:	Date:	Signature:
Erica Nachi	14-MAY-2013	Eva J Nali

3-HPMA, HBMA, and CEMA in Human Urine
Celerion Study AA99071-03

PMI RESEARCH & DEVELOPMENT

BIOANALYTICAL METHOD SUMMARY (BMS)

Doc No: FOR_QM000496 – CR204A2 Version N°: 2.0 Page 1 of 2

Biomarker: CEMA		**Matrix: Urine**
MVR/SOP no. & date: ZZ36536-01 / 08-May-2013		**CRO/Laboratory: Celerion-Lincoln**
LLOQ: 0.275 ng/mL		**ULOQ: 207 ng/mL**
Validation	☑ **Full** ☐ **Partial** ☐ **Cross** **Comments (required for Partial/Cross):**	
Assay:	☑ **Chromatographic** ☐ **Ligand binding** ☐ **Enzymatic** ☐ **Other describe:**	
	☐ **LC/MS** ☑ **LC/MS/MS** ☐ **GC/MS** ☐ **GC/MS/MS** ☐ **ELISA**	
Equipment and short description of extraction and analysis: An aliquot of human urine containing the analyte and internal standard was extracted using a solid-phase extraction procedure. The extracted samples were analyzed by an UPLC equipped with an AB SCIEX API 4000™ mass spectrometer. Negative ions were monitored in the multiple reaction monitoring (MRM) mode. Quantitation was determined using a weighted linear regression analysis (1/concentration^2) of peak area ratios of the analyte and internal standard.		

Selectivity/Sensitivity/Matrix effect:	**No significant matrix effect was observed in 9 human urine lots that were fortified at low concentration and in 8 of the 9 human urine lots that were fortified at a concentration of 2.00 ng/mL.**
Accuracy:	**Intra-batch: -12.7 to 5.1% R.E.** **Inter-batch: -4.4 to 0.6% R.E.**
Precision:	**Intra-batch: 1.4 to 7.5% CV** **Inter-batch: 3.8 to 10.0% CV**
Recovery:	**86% recovery at 0.828 ng/mL in human urine** **82% recovery at 207 ng/mL in human urine**
Freeze and thaw stability:	**4 freeze/cycles in polypropylene tubes at -20°C under yellow light**
Short-term temperature stability:	**11 hours in polypropylene tubes at ambient temperature under yellow light**
Long-term stability:	**276 days in polypropylene tubes at -20°C**
Stock solution stability:	**276 days at approximately 138 µg/mL in methanol in polypropylene tubes at -20°C**
Post-preparative stability:	**152 hours in a polypropylene 96 well plate at 5°C**

Accreditation/ GLP compliance/ QA statements:	**GLP Compliance as Assay Validation conforms to Celerion Standard Operating Procedures which were written in compliance with FDA: Guidance to Industry "Bioanalytical Method Validation"**

3-HPMA, HBMA, and CEMA in Human Urine
Celerion Study AA99071-03

PMI RESEARCH & DEVELOPMENT

BIOANALYTICAL METHOD SUMMARY (BMS)

Doc No: FOR_QM000496 – CR204A2 | Version N°: 2.0 | Page 2 of 2

BMS completed by:		
Name:	Date:	Signature:
Erica Nach.	14-MAY-2013	Erica J Nach

3-HPMA, HBMA, and CEMA in Human Urine
Celerion Study AA99071-03

Attachment 8 Chromatograms

Total number of pages including this page: 275

3-HPMA, HBMA, and CEMA in Human Urine
Celerion Study AA99071-03

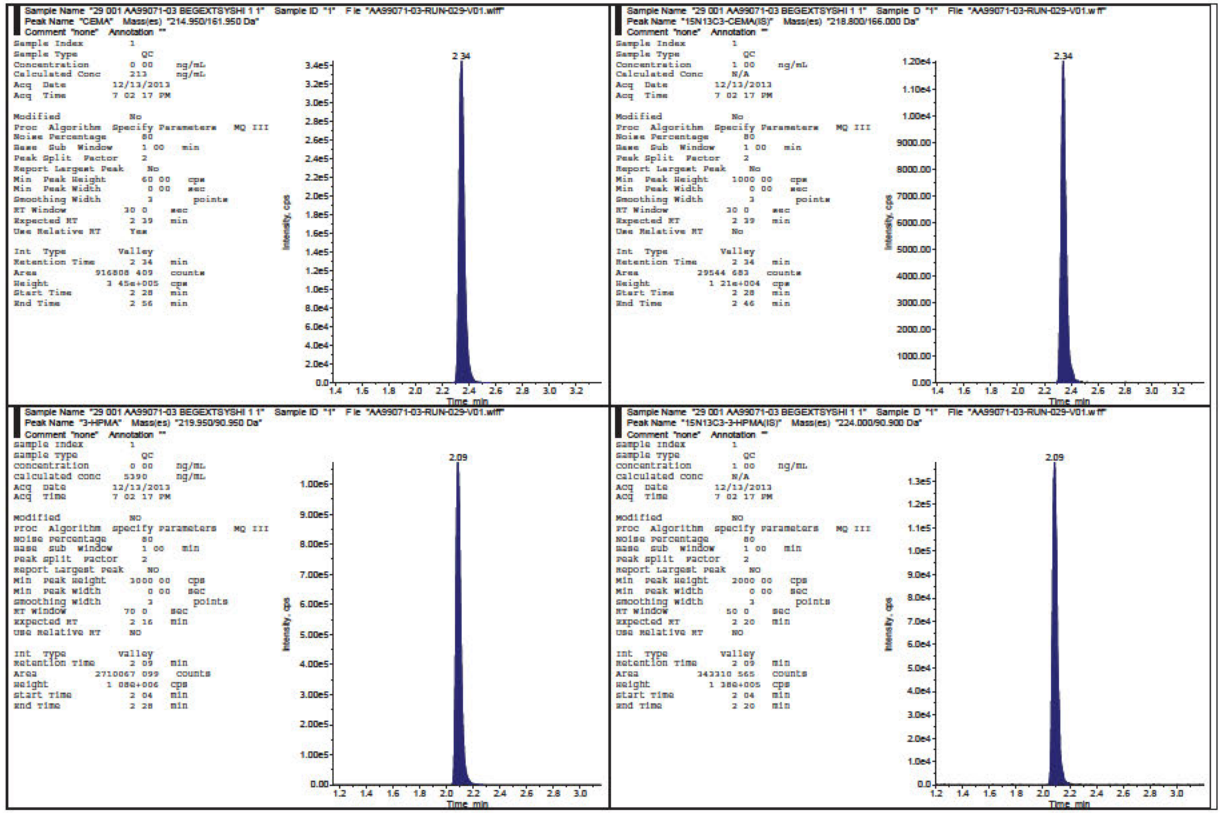

3-HPMA, HBMA, and CEMA in Human Urine
Celerion Study AA99071-03

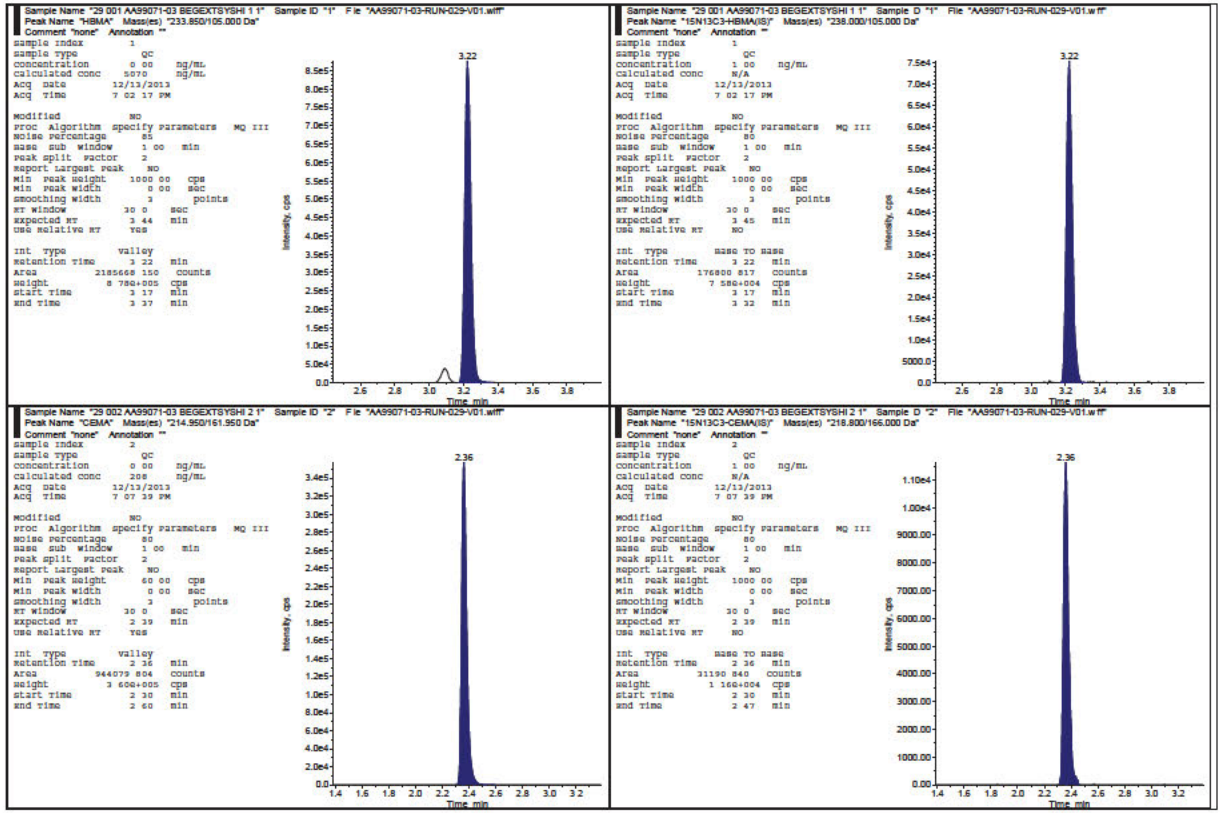

3-HPMA, HBMA, and CEMA in Human Urine
Celerion Study AA99071-03

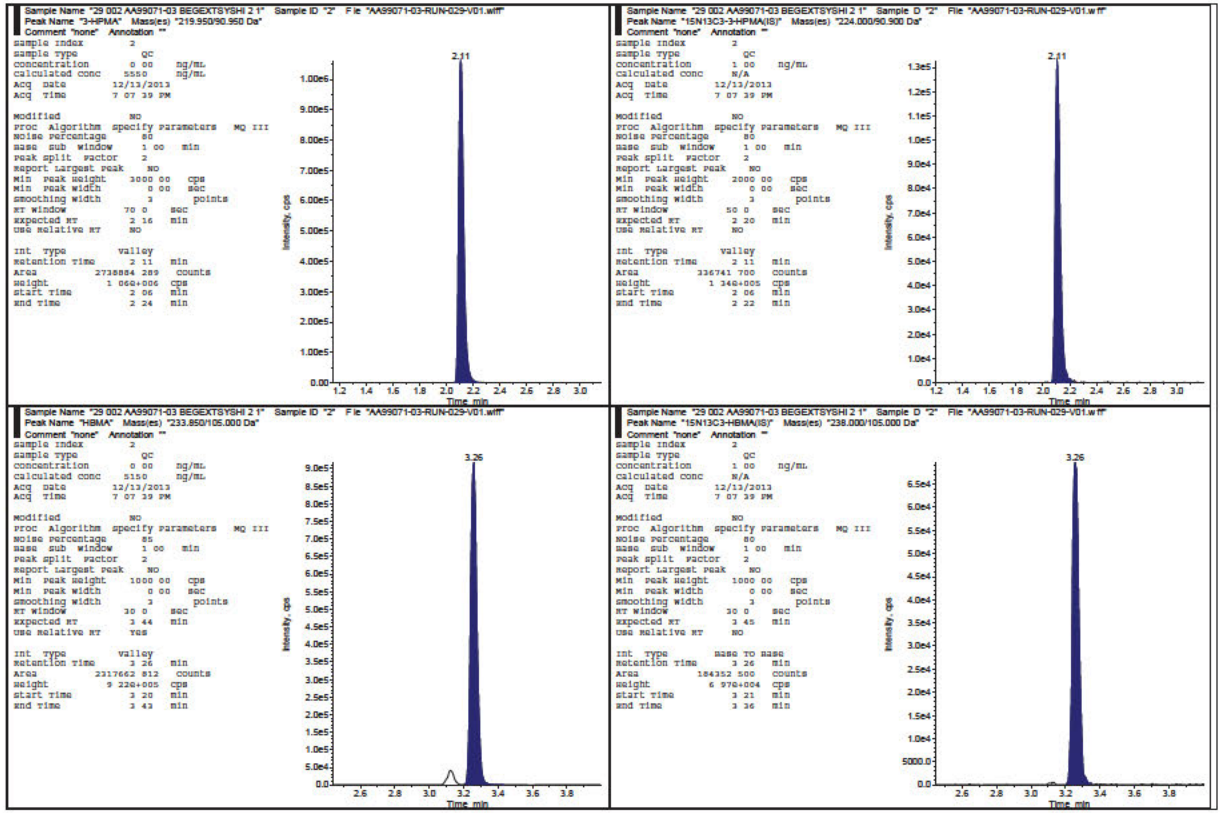

3-HPMA, HBMA, and CEMA in Human Urine
Celerion Study AA99071-03

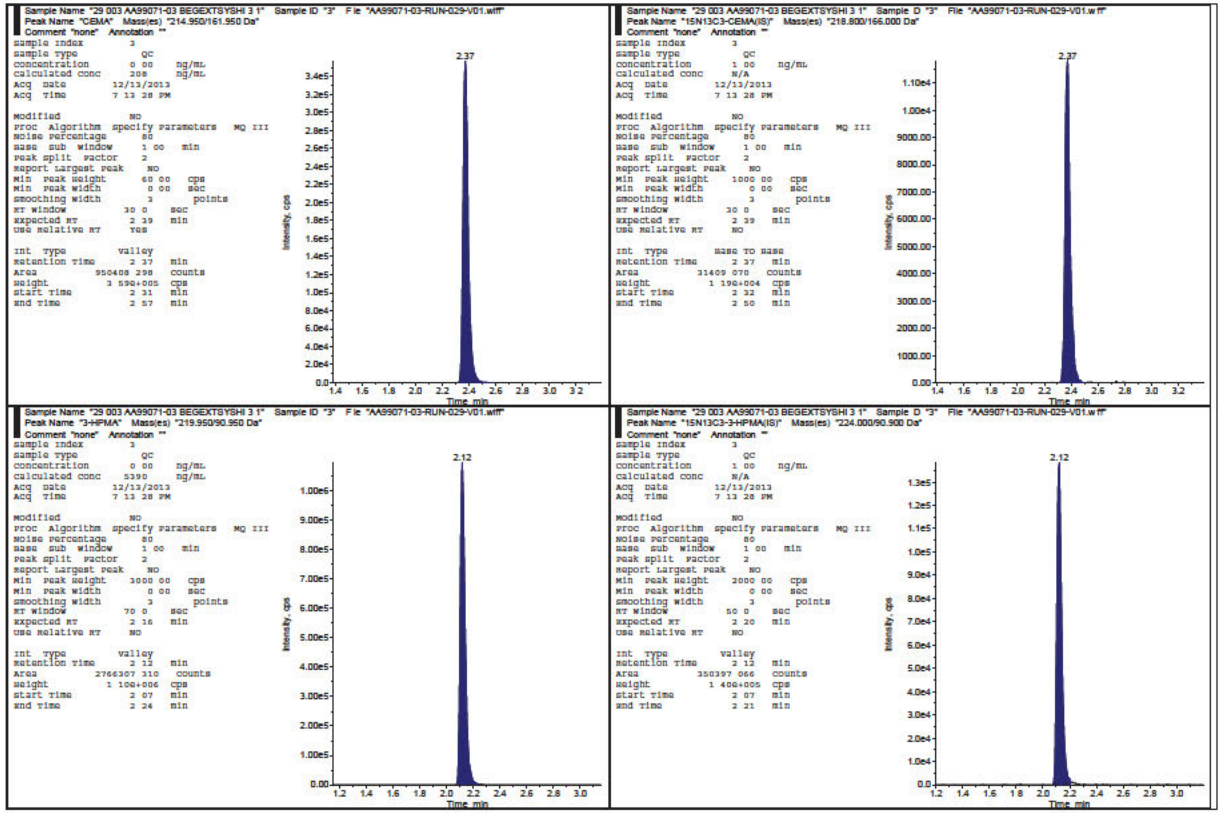

3-HPMA, HBMA, and CEMA in Human Urine
Celerion Study AA99071-03

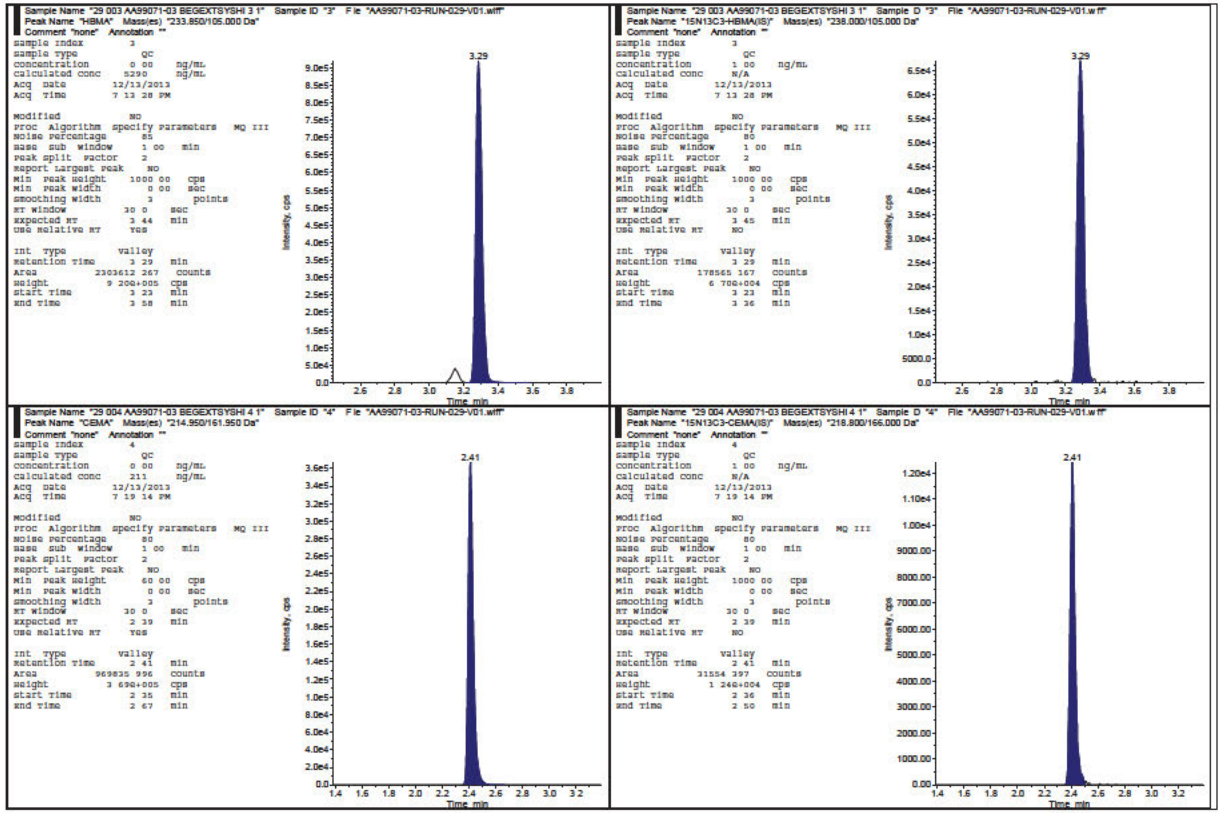

3-HPMA, HBMA, and CEMA in Human Urine
Celerion Study AA99071-03

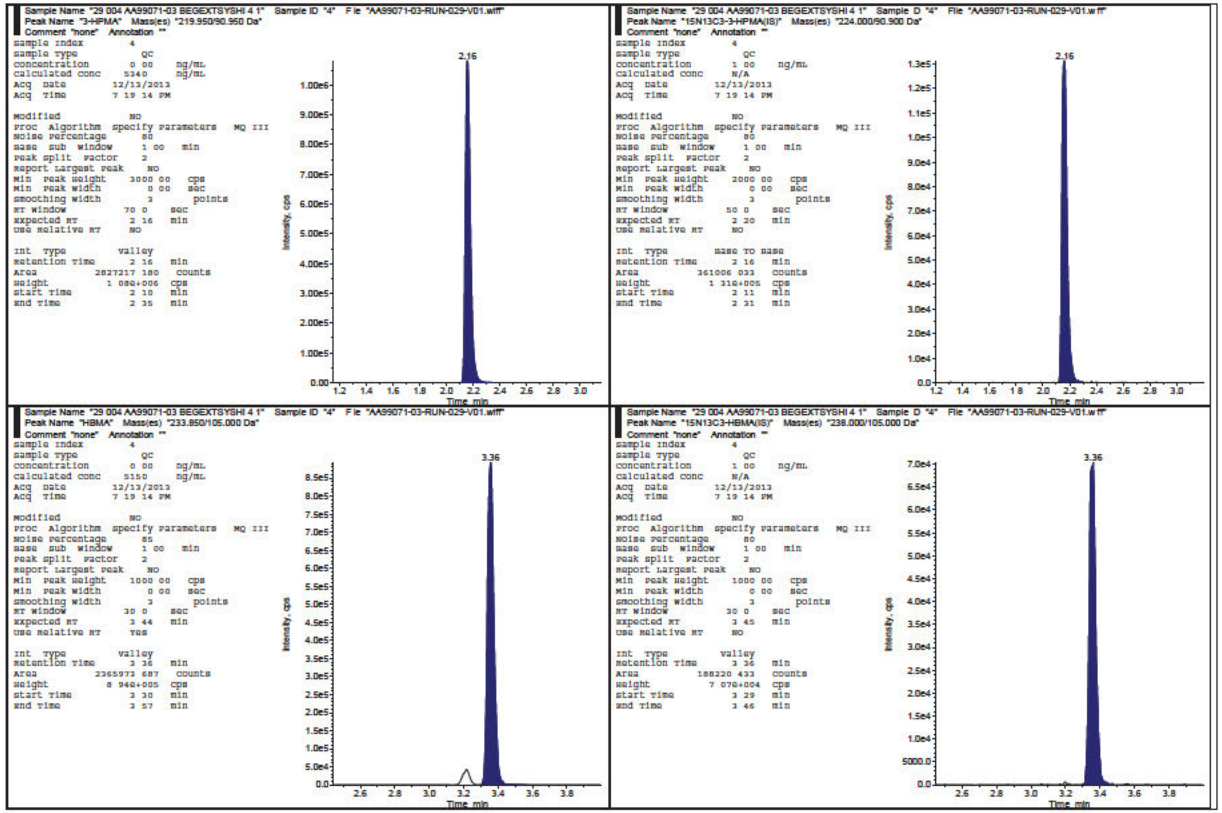

3-HPMA, HBMA, and CEMA in Human Urine
Celerion Study AA99071-03

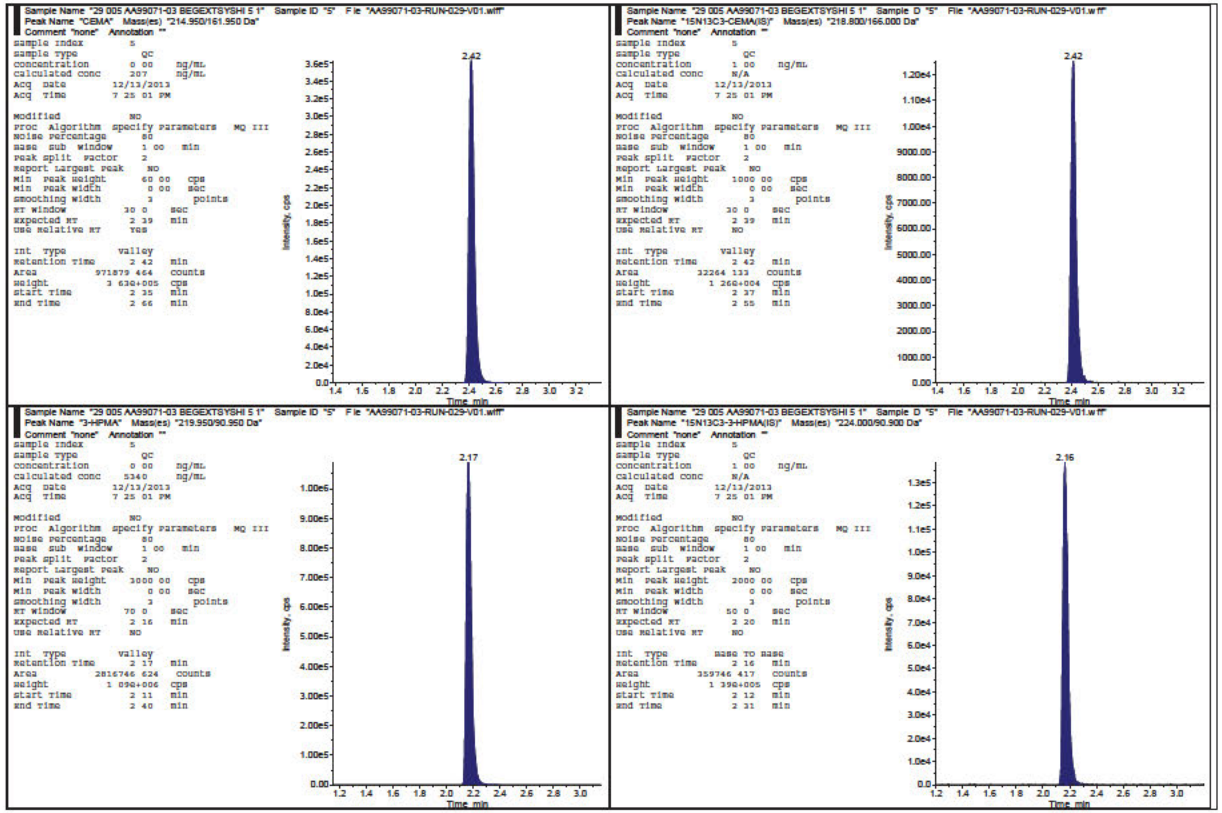

3-HPMA, HBMA, and CEMA in Human Urine
Celerion Study AA99071-03

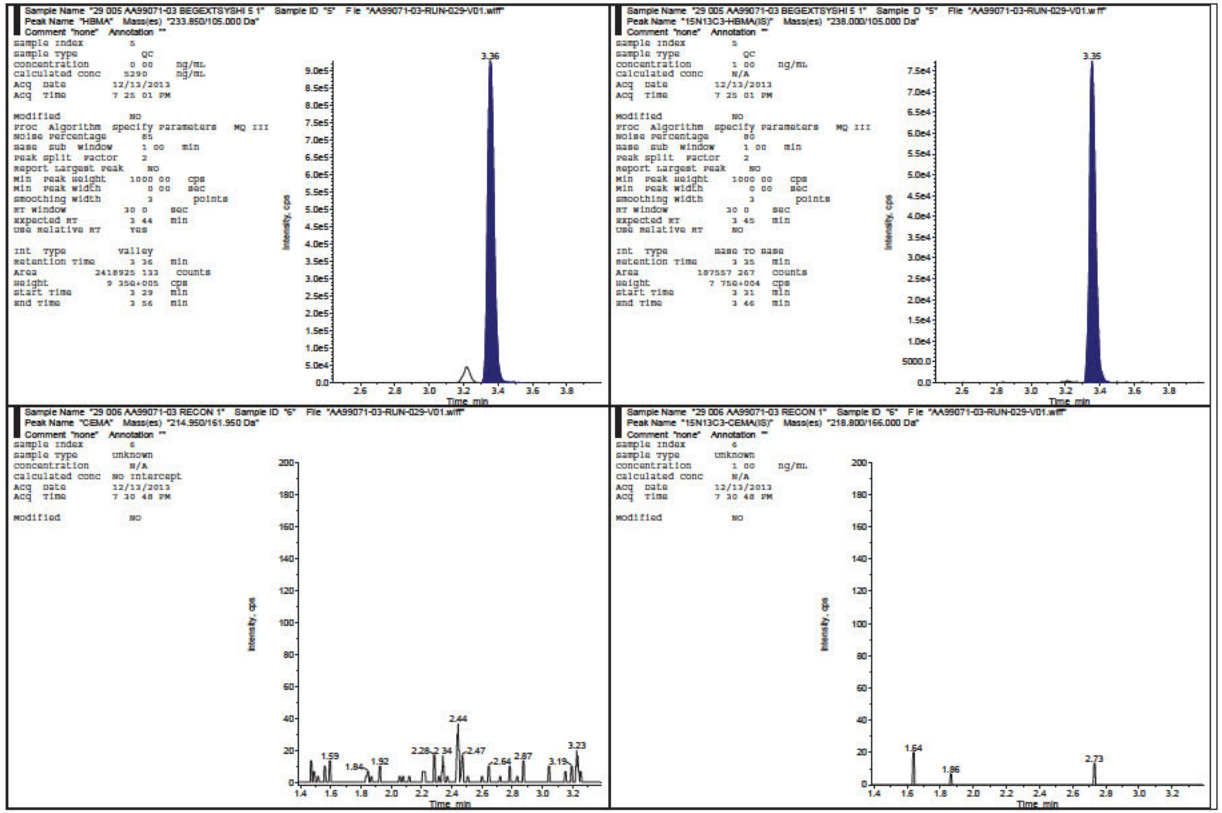

3-HPMA, HBMA, and CEMA in Human Urine
Celerion Study AA99071-03

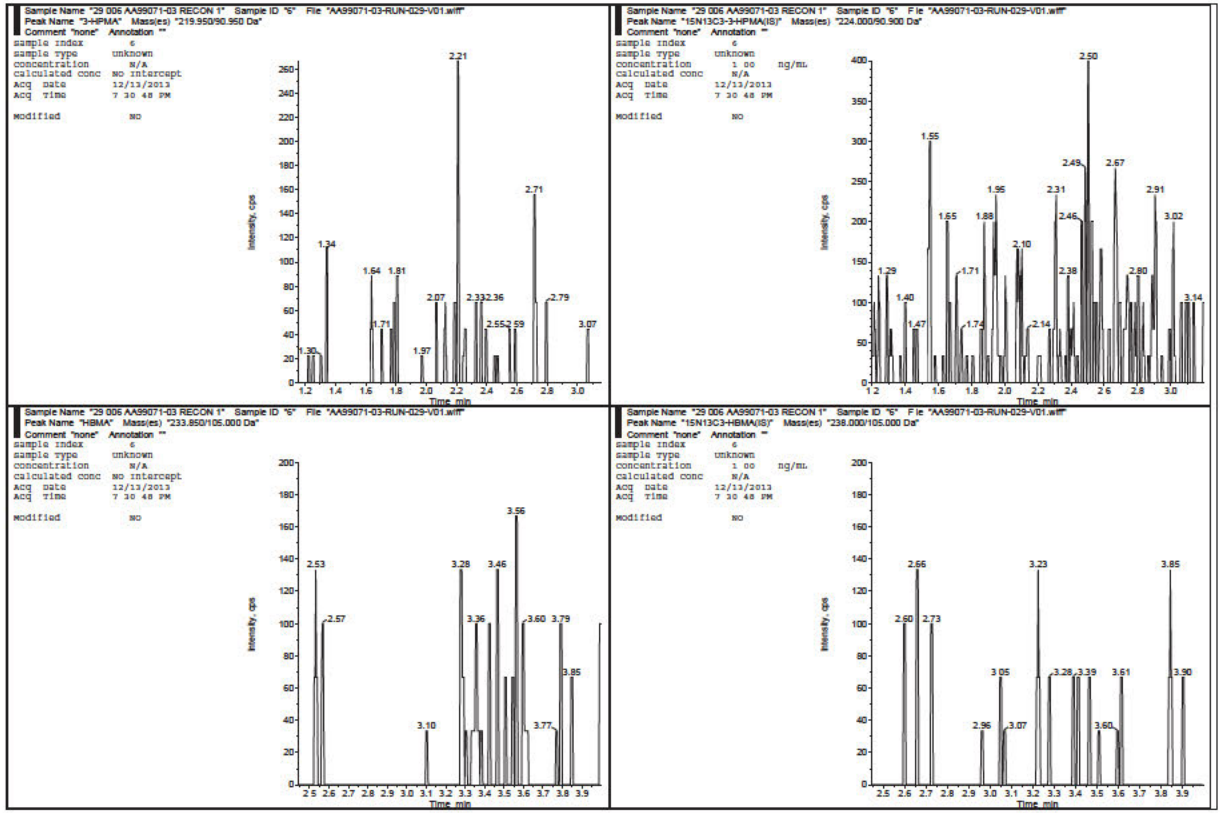

3-HPMA, HBMA, and CEMA in Human Urine
Celerion Study AA99071-03

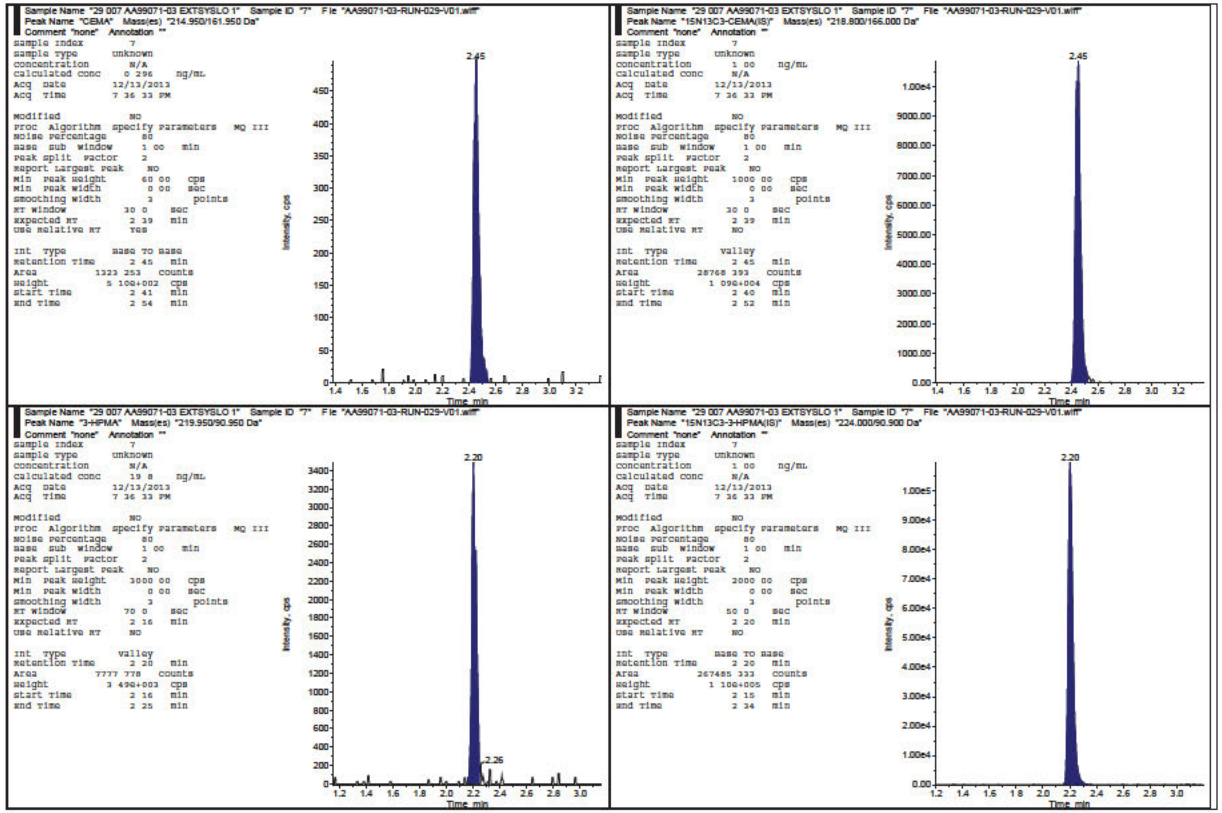

3-HPMA, HBMA, and CEMA in Human Urine
Celerion Study AA99071-03

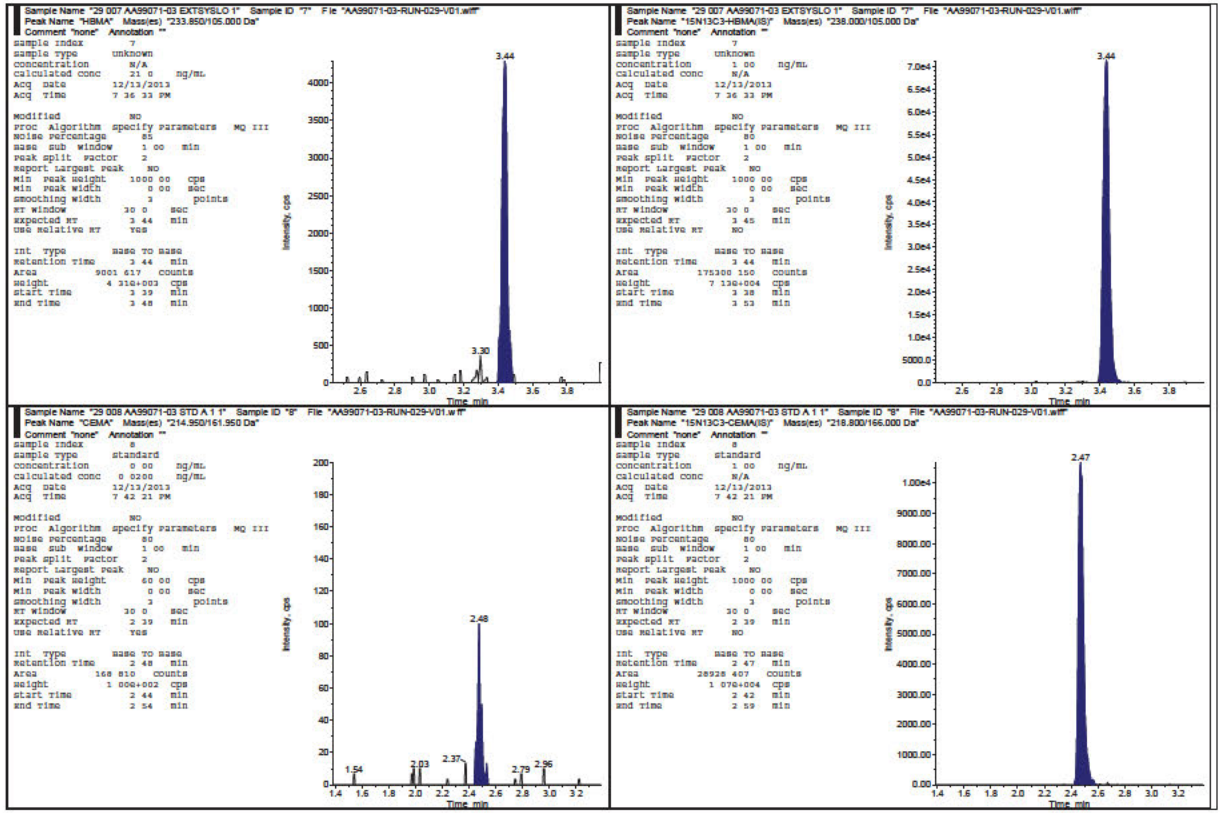

3-HPMA, HBMA, and CEMA in Human Urine
Celerion Study AA99071-03

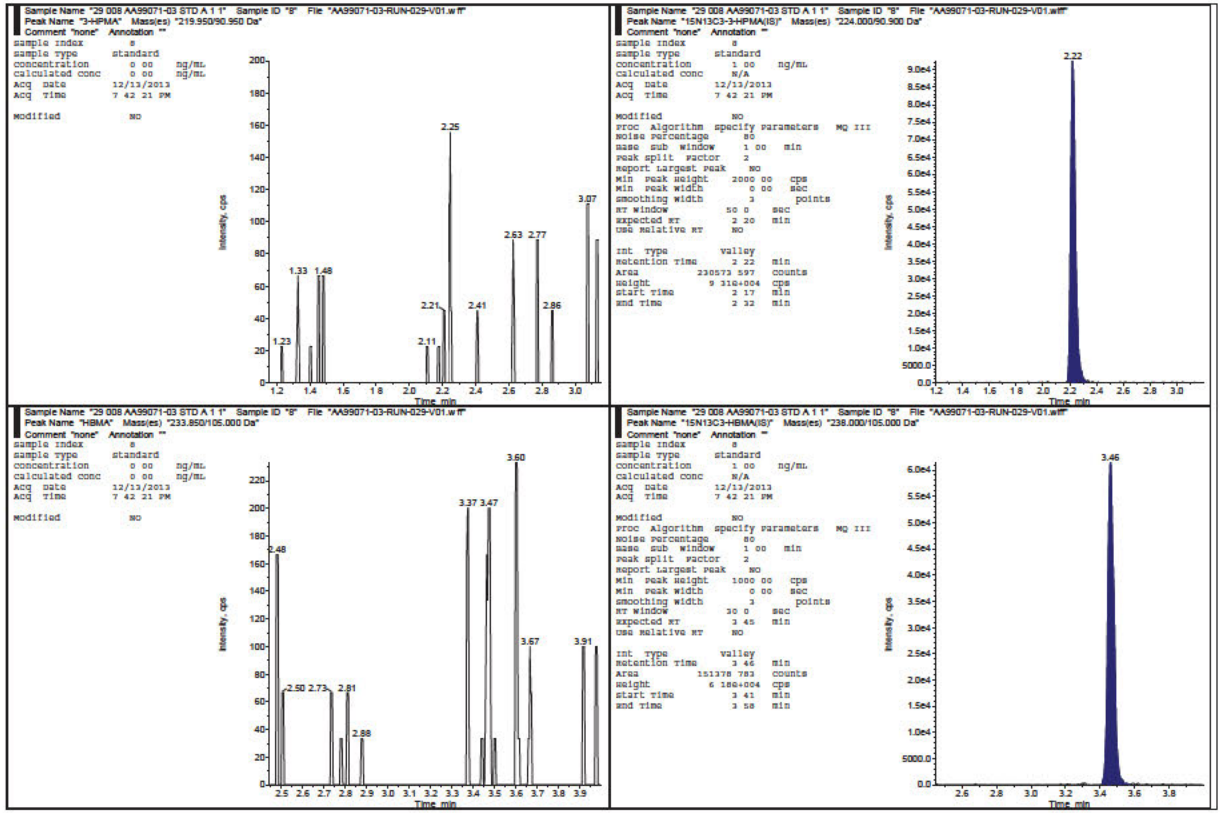

3-HPMA, HBMA, and CEMA in Human Urine
Celerion Study AA99071-03

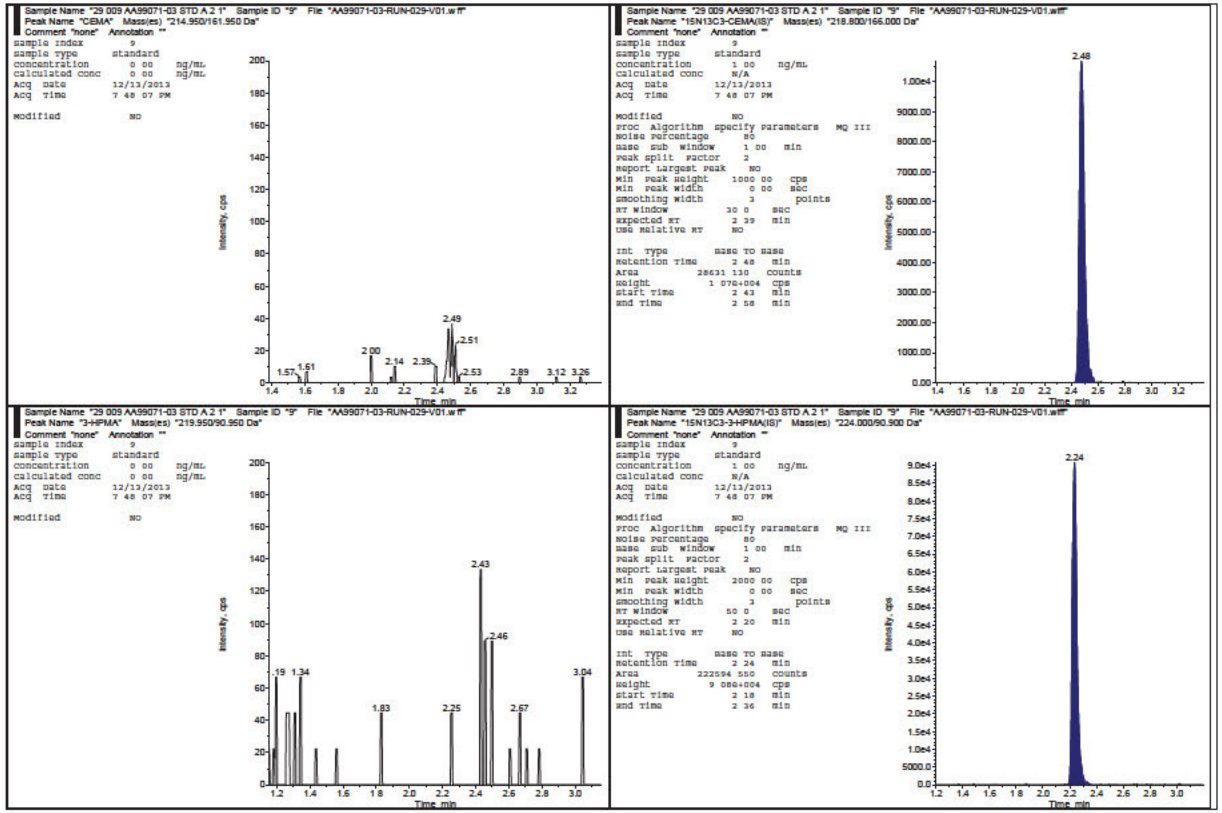

3-HPMA, HBMA, and CEMA in Human Urine
Celerion Study AA99071-03

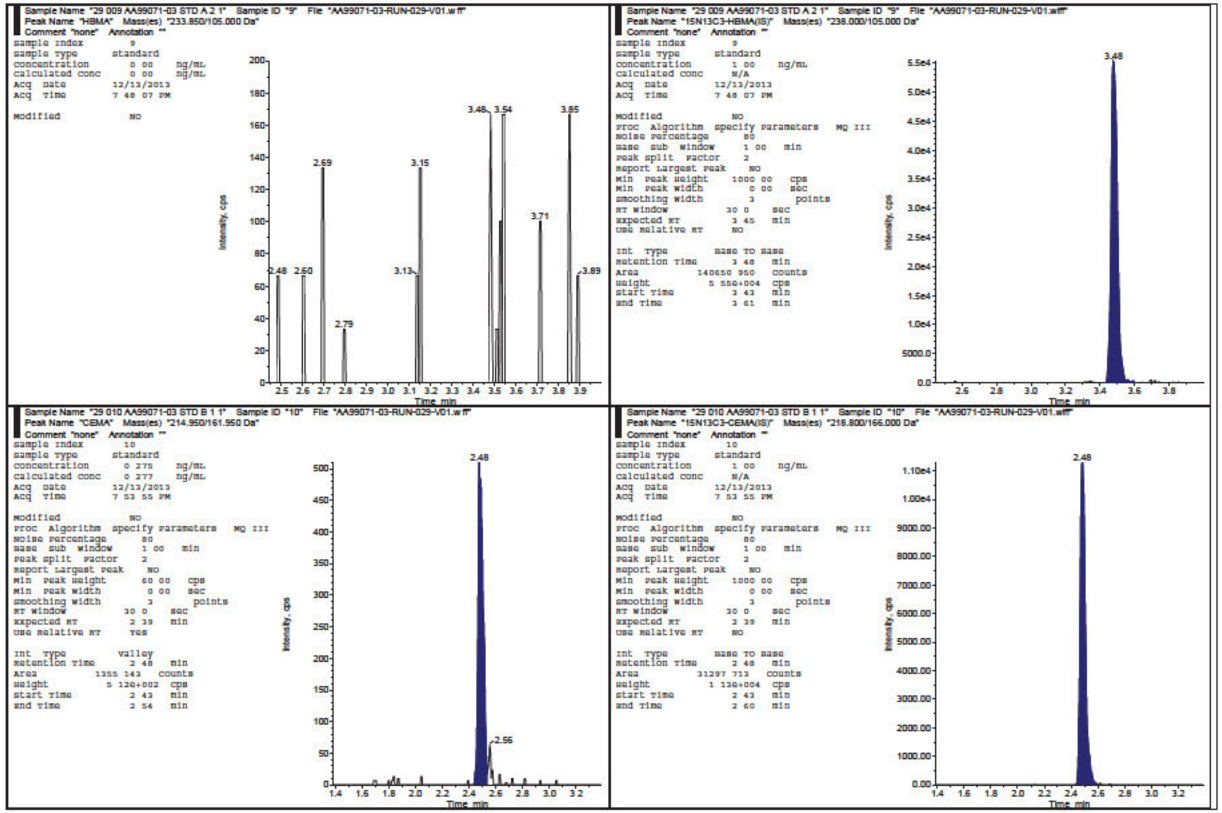

3-HPMA, HBMA, and CEMA in Human Urine
Celerion Study AA99071-03

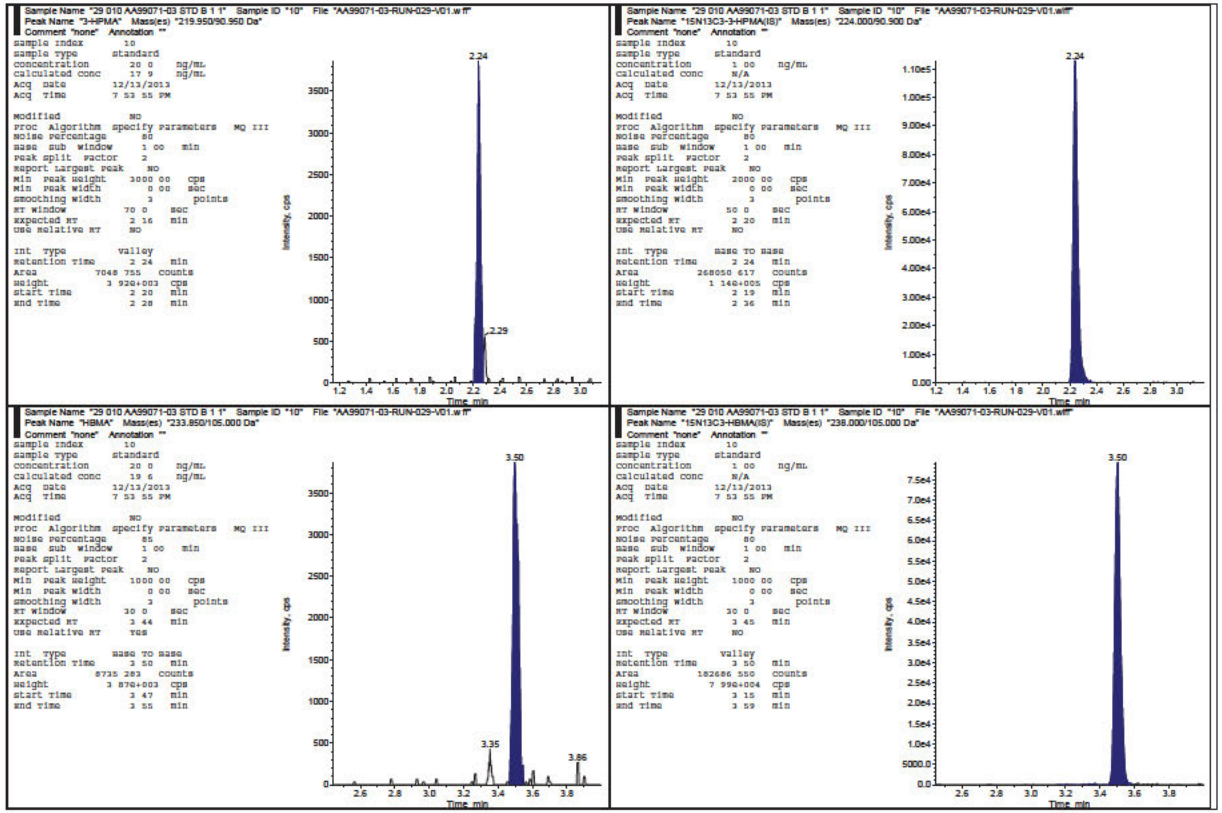

3-HPMA, HBMA, and CEMA in Human Urine
Celerion Study AA99071-03

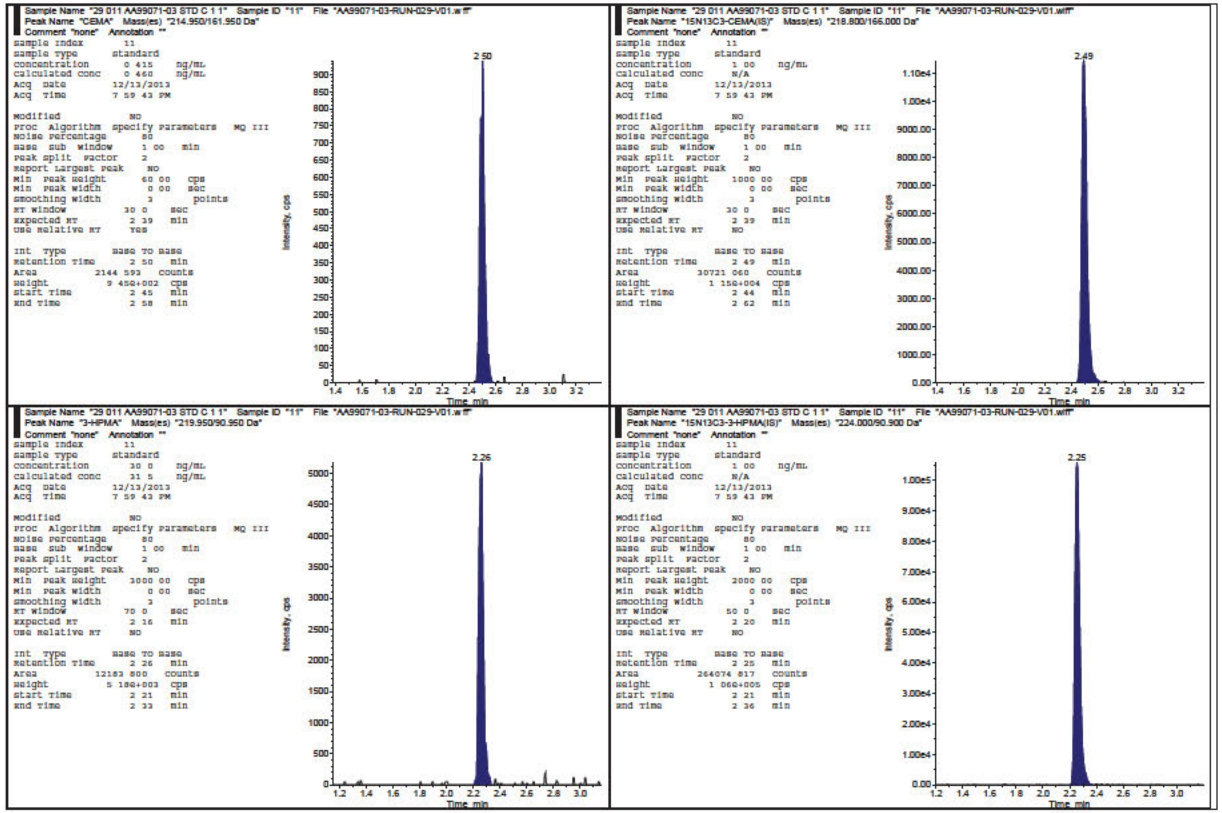

3-HPMA, HBMA, and CEMA in Human Urine
Celerion Study AA99071-03

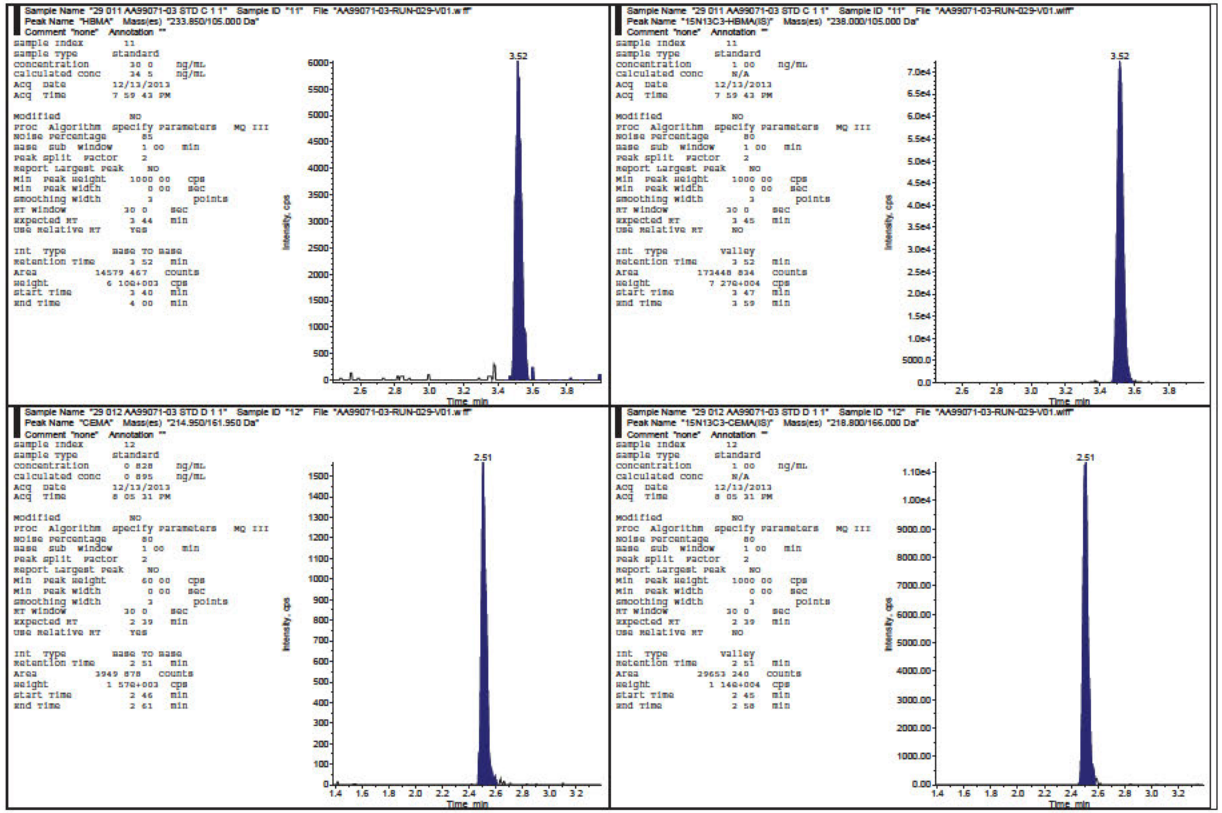

3-HPMA, HBMA, and CEMA in Human Urine
Celerion Study AA99071-03

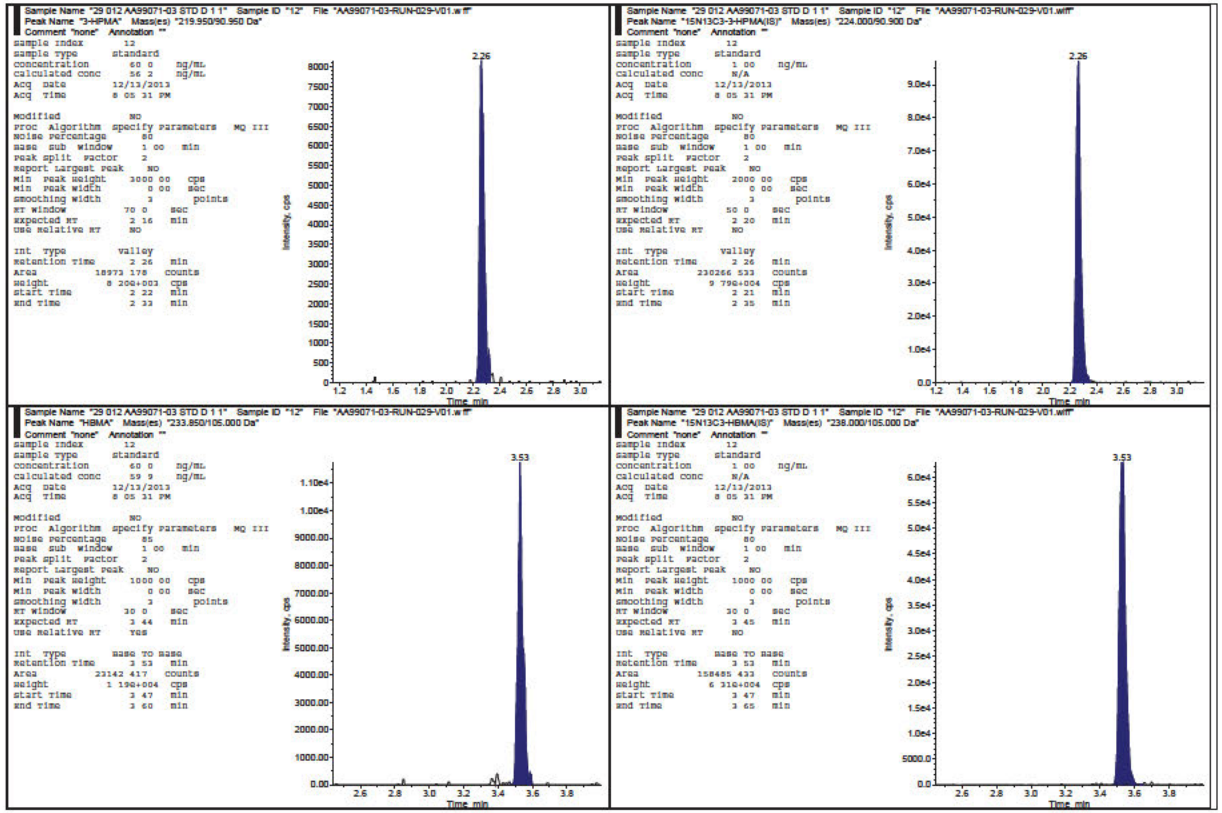

3-HPMA, HBMA, and CEMA in Human Urine
Celerion Study AA99071-03

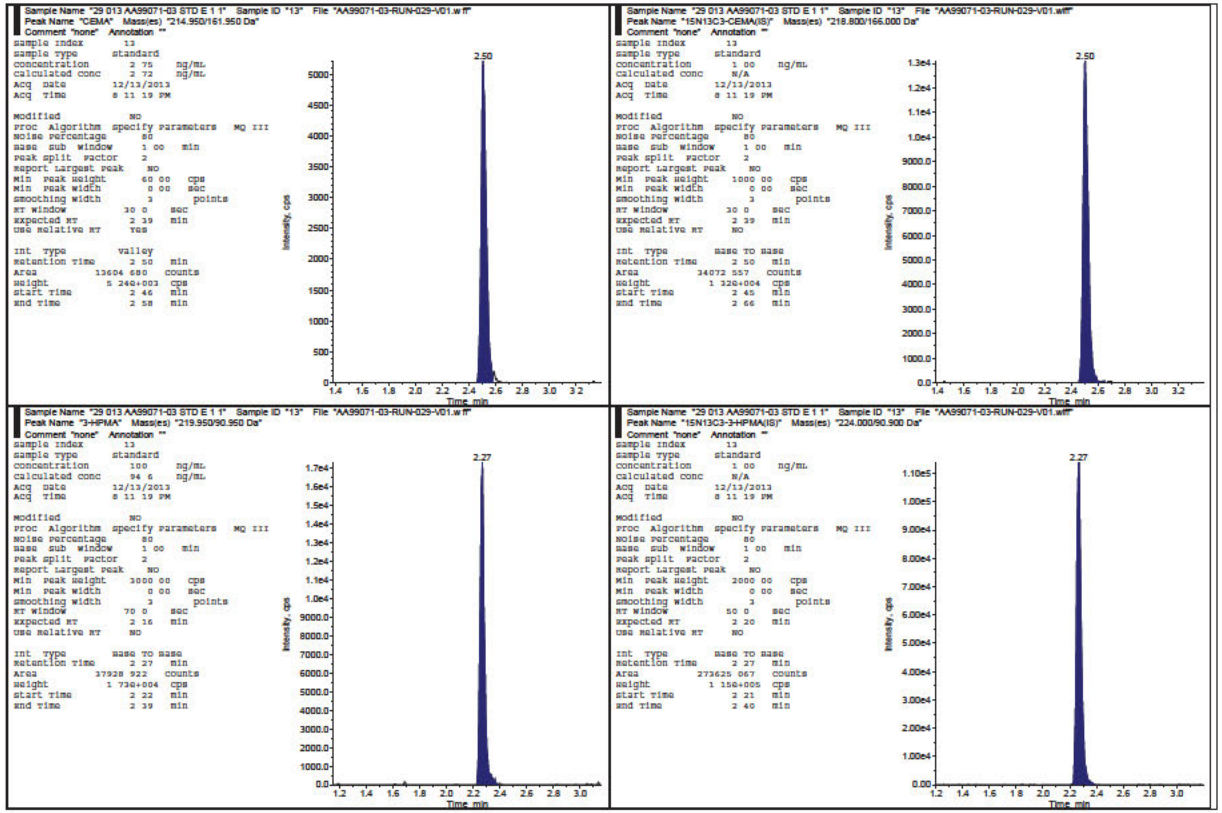

3-HPMA, HBMA, and CEMA in Human Urine
Celerion Study AA99071-03

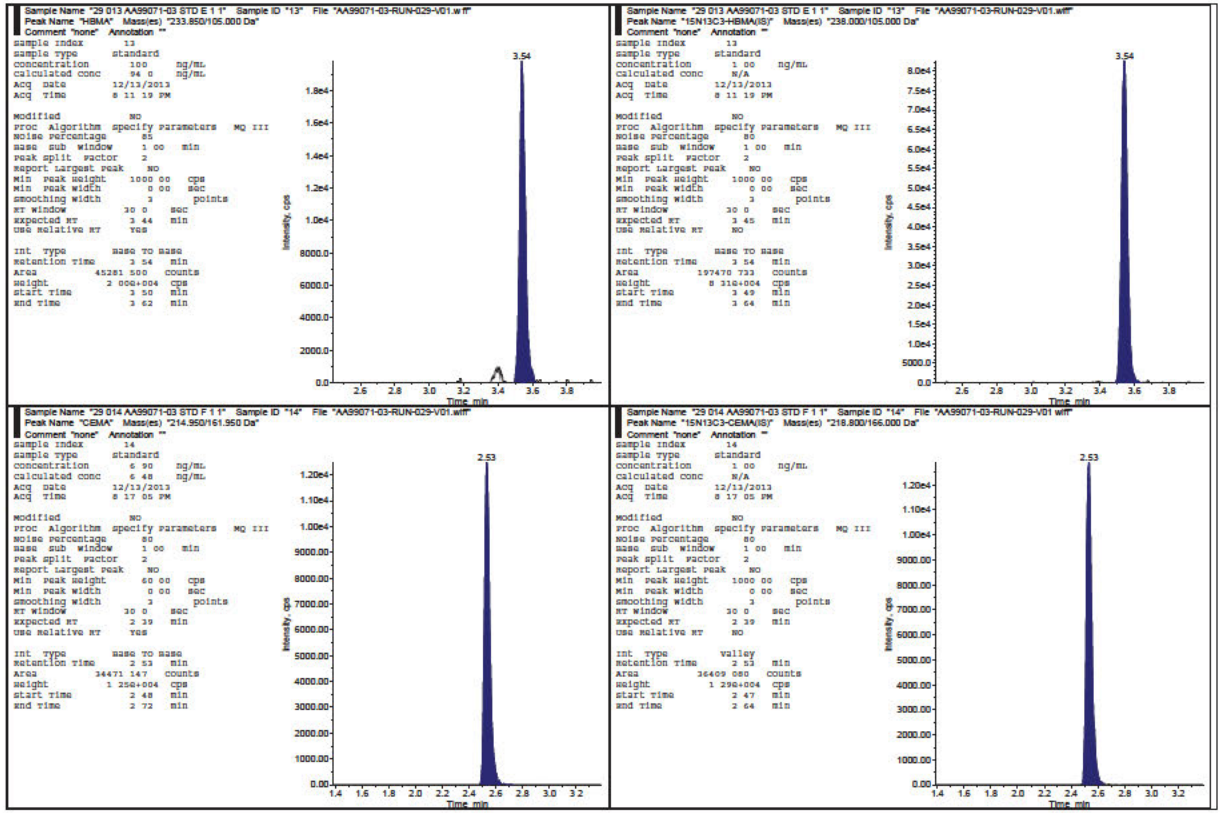

3-HPMA, HBMA, and CEMA in Human Urine
Celerion Study AA99071-03

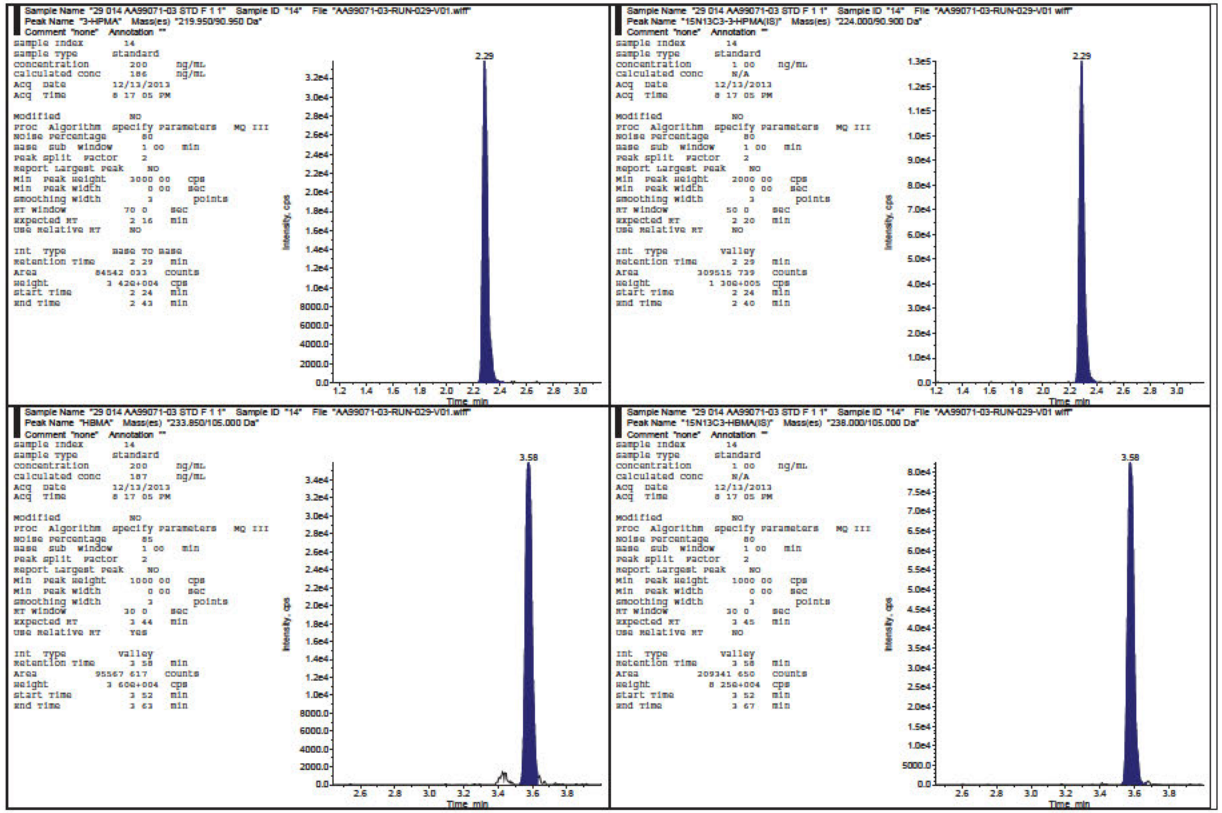

3-HPMA, HBMA, and CEMA in Human Urine
Celerion Study AA99071-03

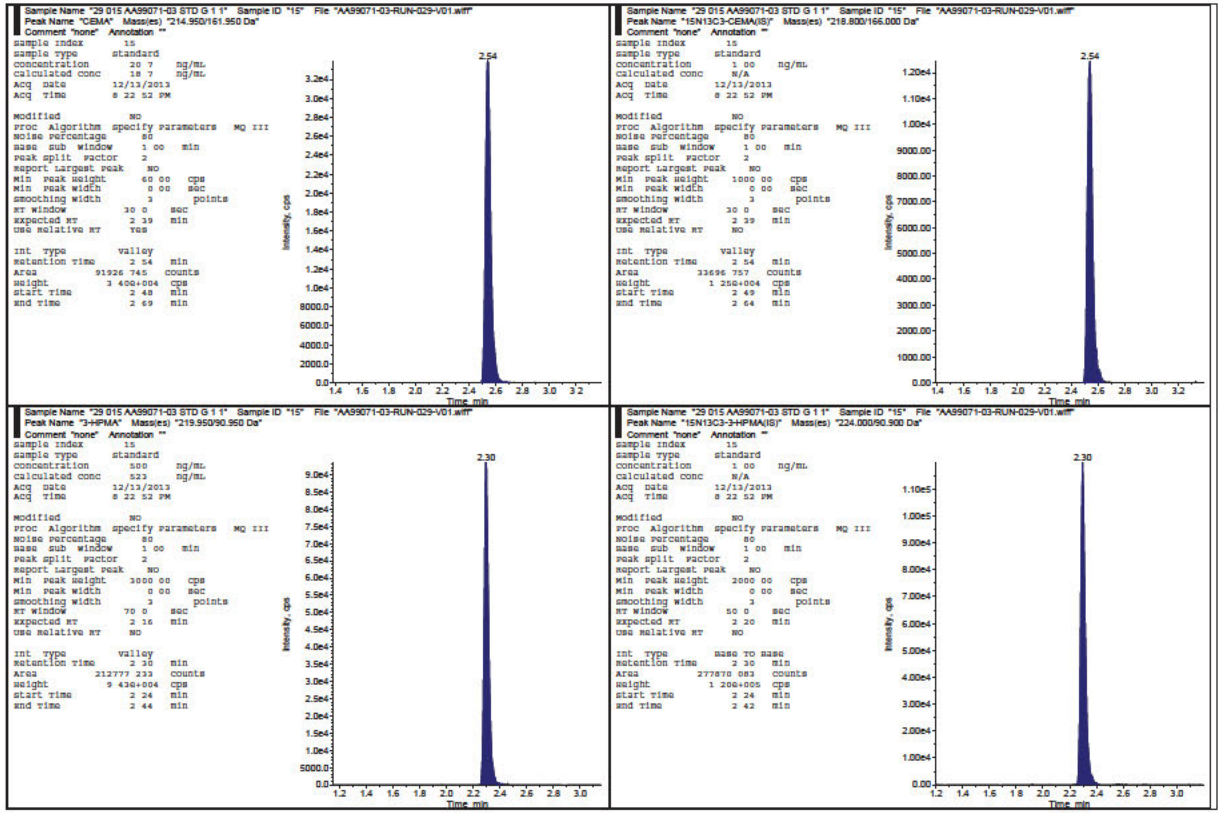

3-HPMA, HBMA, and CEMA in Human Urine
Celerion Study AA99071-03

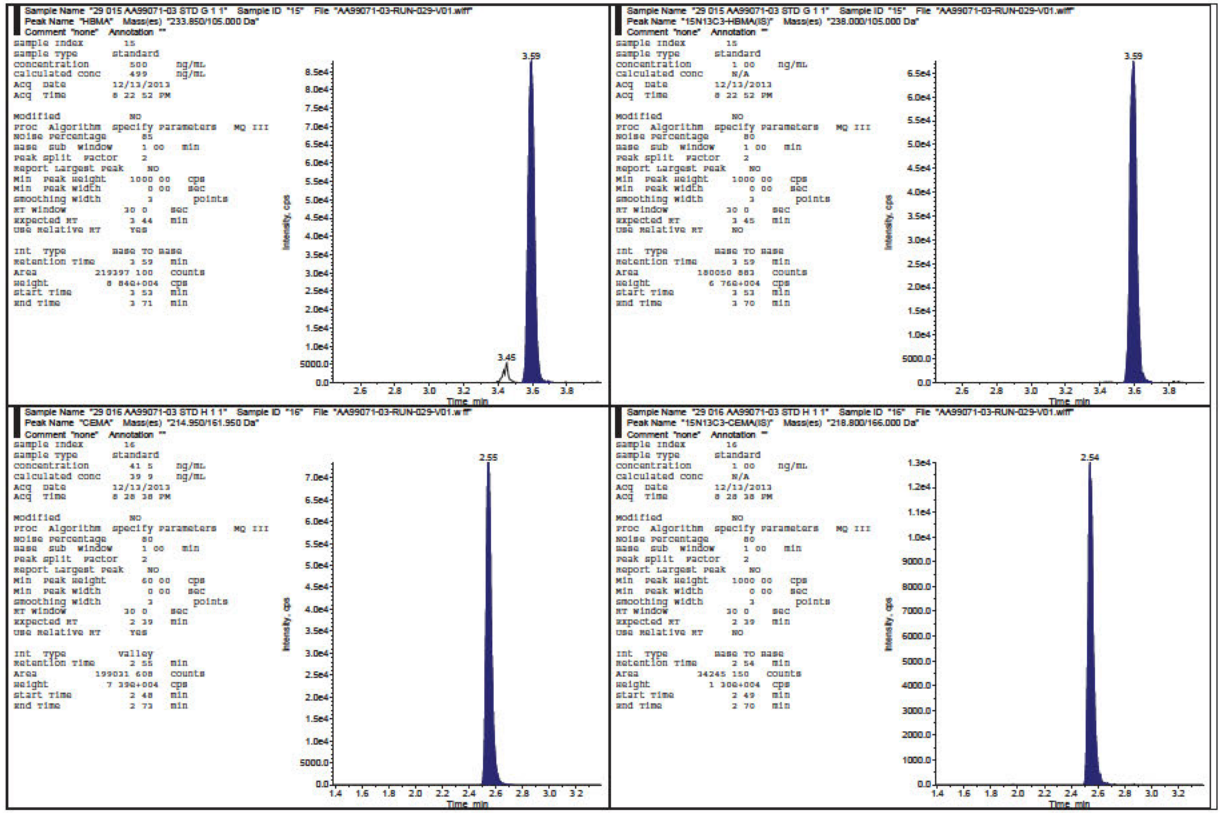

3-HPMA, HBMA, and CEMA in Human Urine
Celerion Study AA99071-03

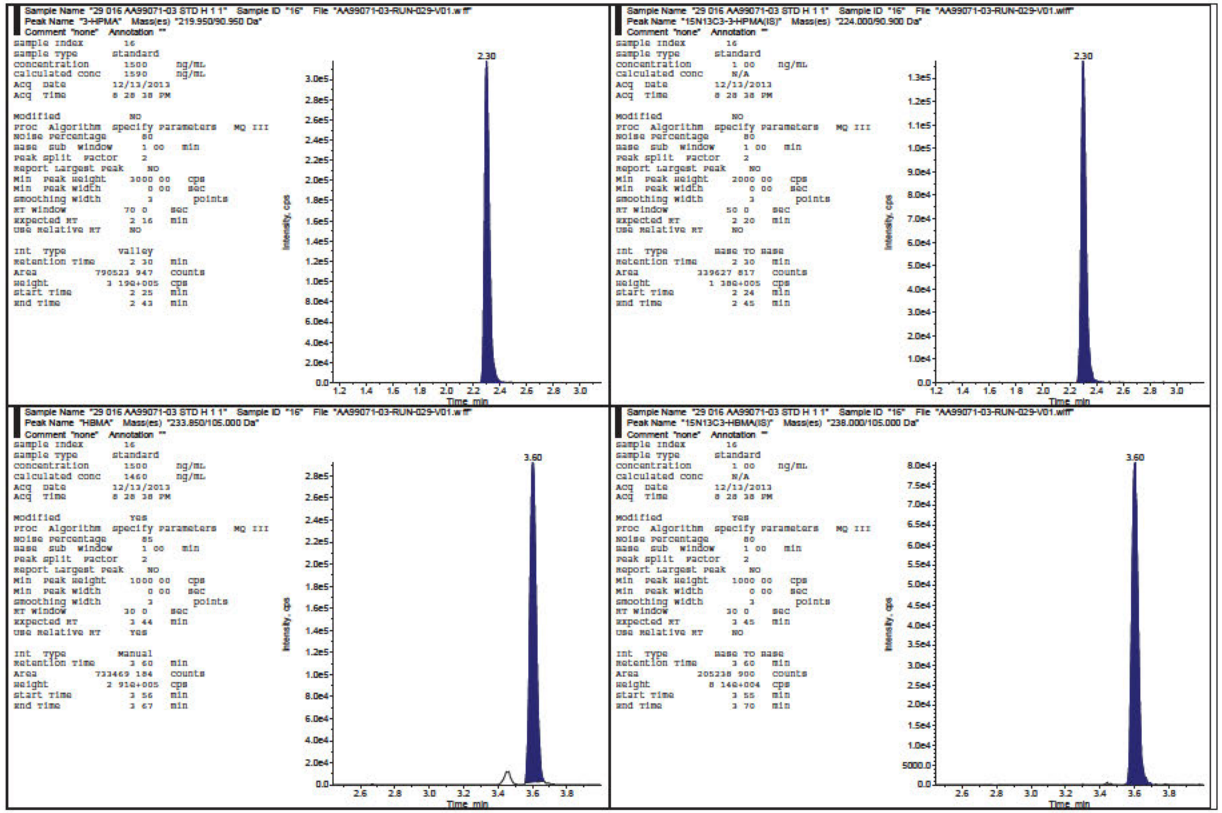

3-HPMA, HBMA, and CEMA in Human Urine
Celerion Study AA99071-03

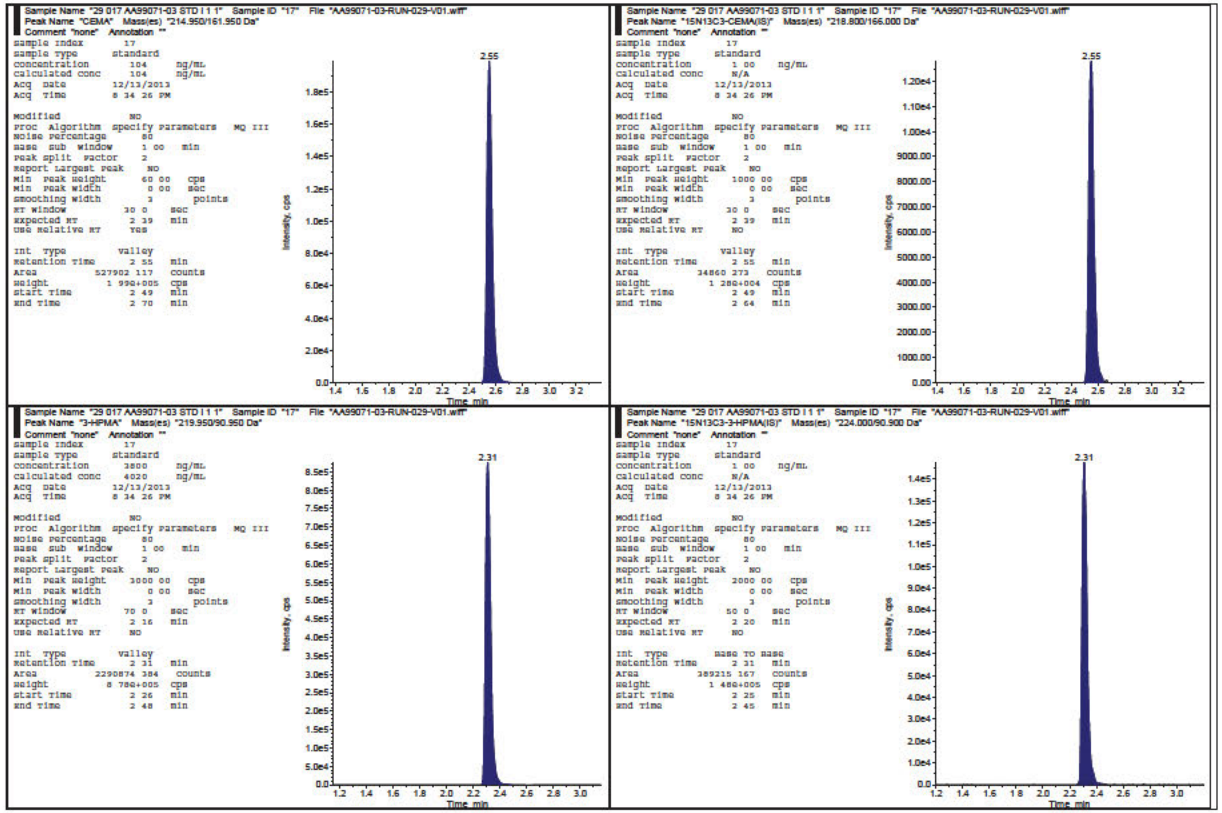

3-HPMA, HBMA, and CEMA in Human Urine
Celerion Study AA99071-03

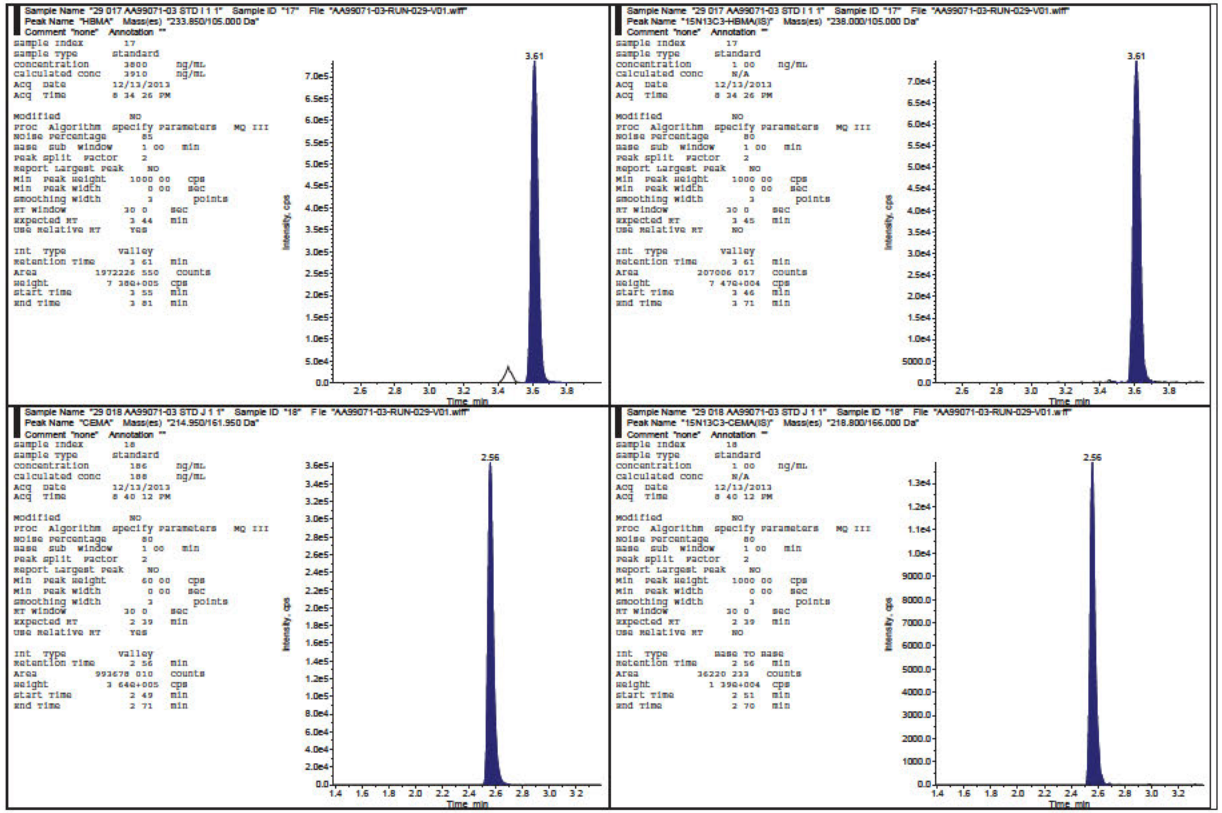

3-HPMA, HBMA, and CEMA in Human Urine
Celerion Study AA99071-03

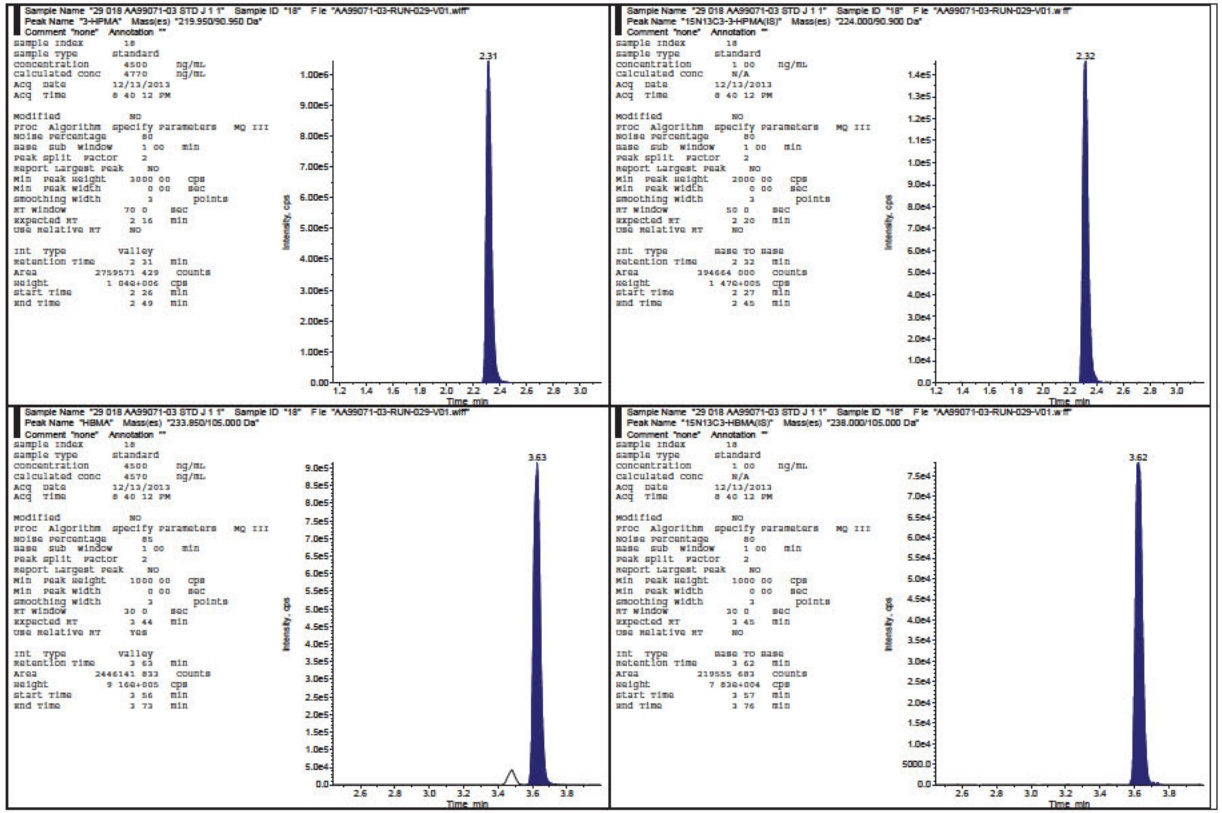

3-HPMA, HBMA, and CEMA in Human Urine
Celerion Study AA99071-03

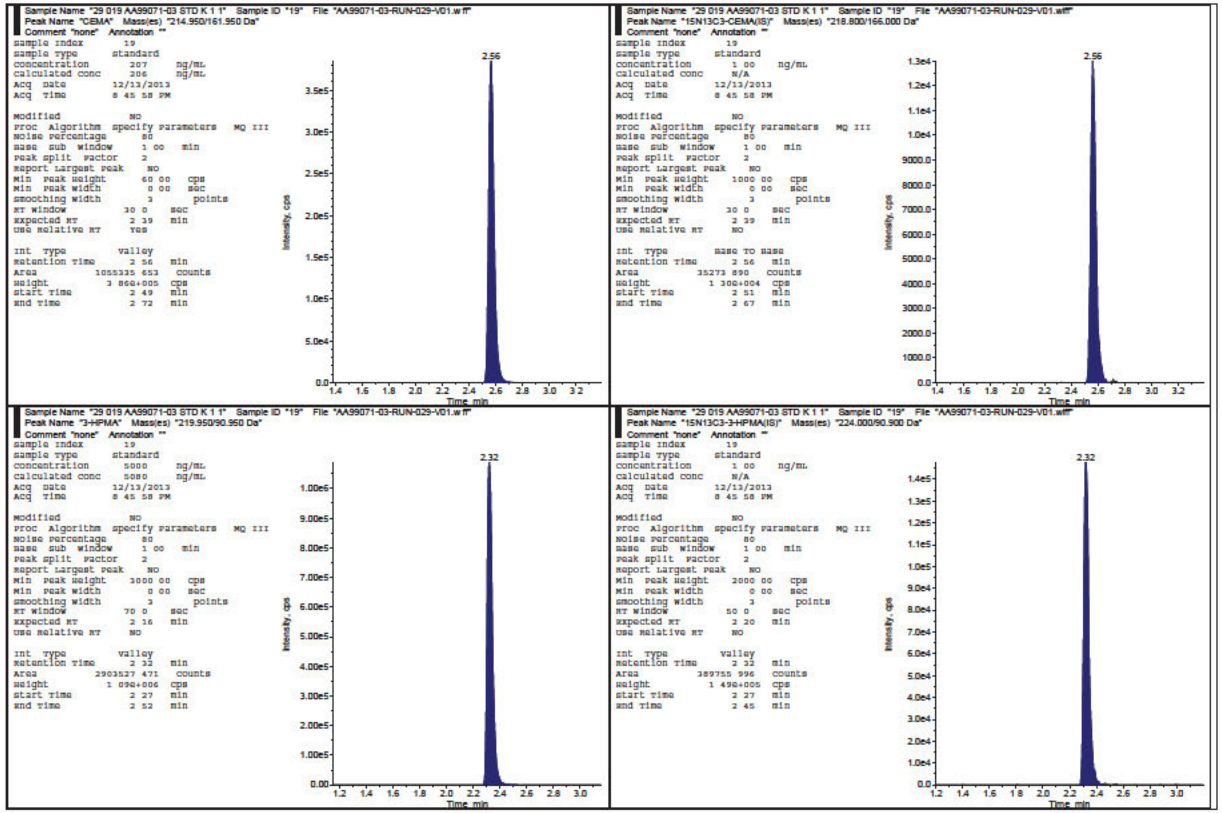

3-HPMA, HBMA, and CEMA in Human Urine
Celerion Study AA99071-03

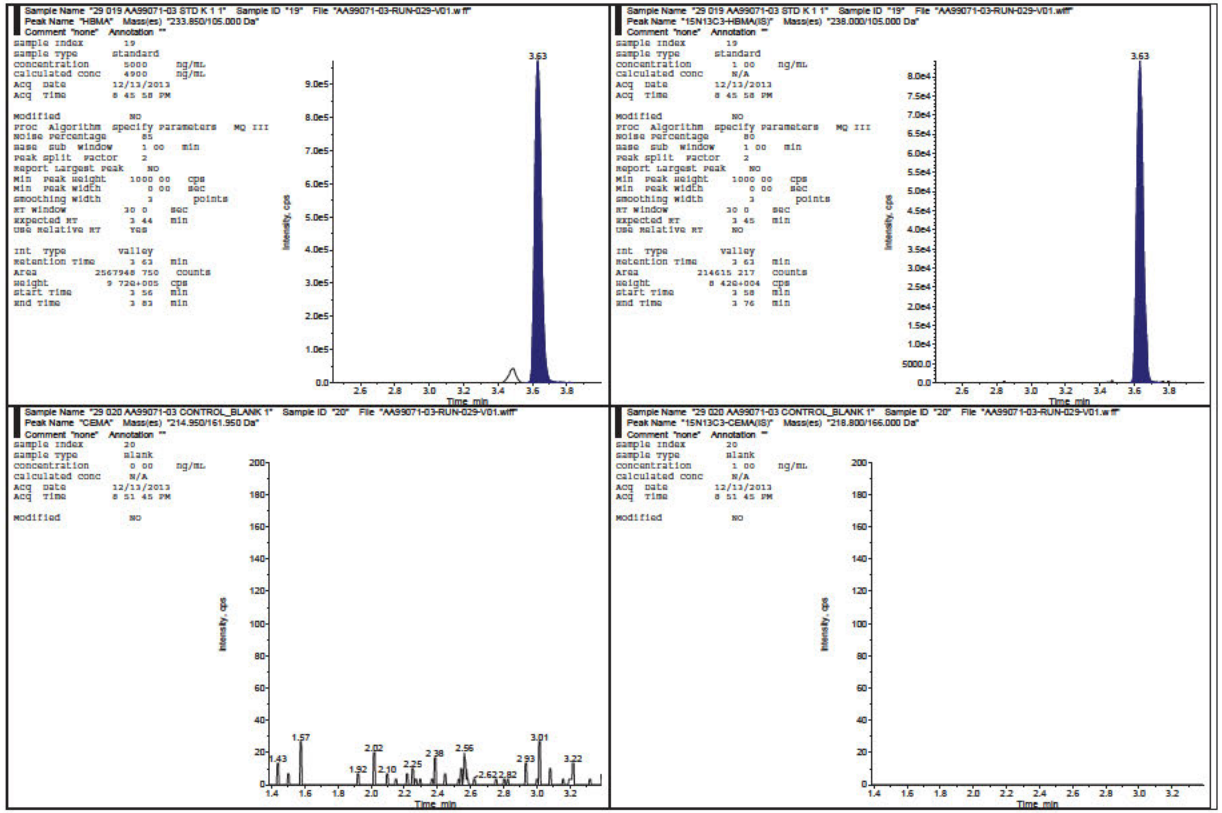

3-HPMA, HBMA, and CEMA in Human Urine
Celerion Study AA99071-03

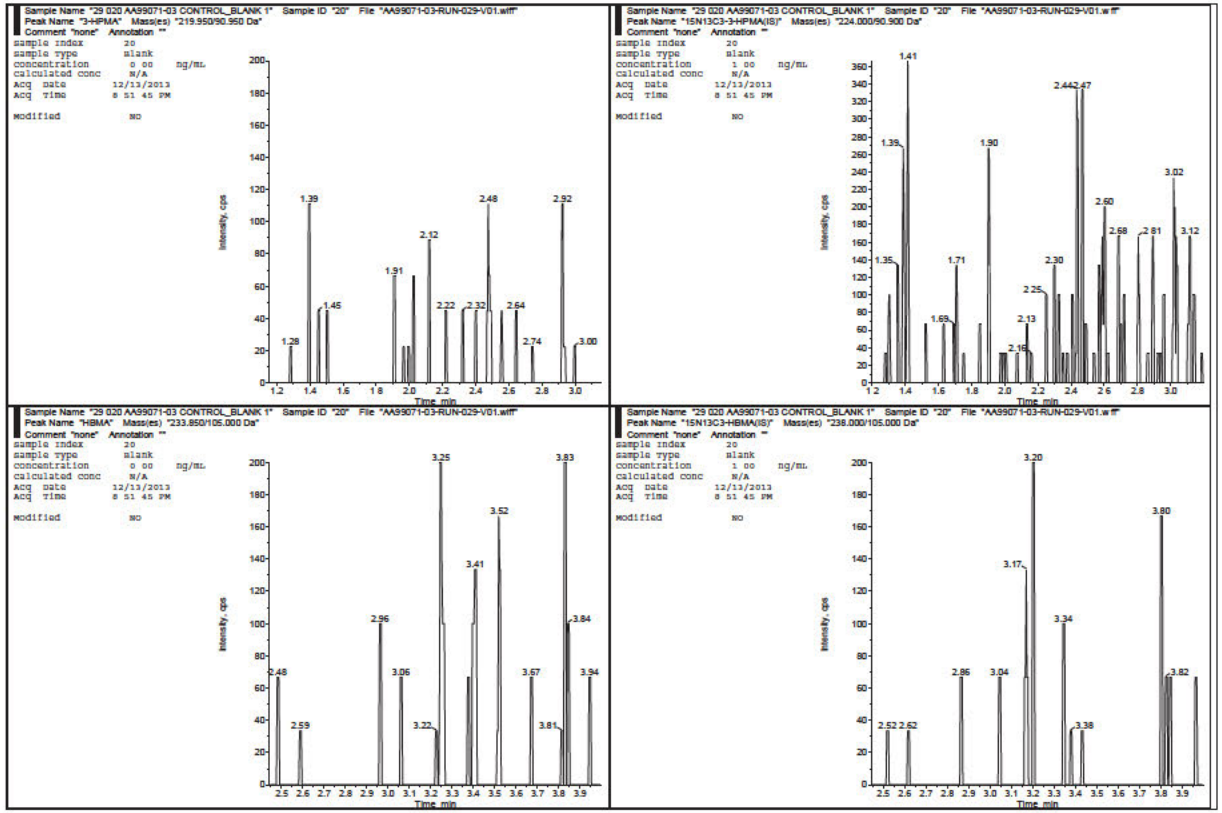

3-HPMA, HBMA, and CEMA in Human Urine
Celerion Study AA99071-03

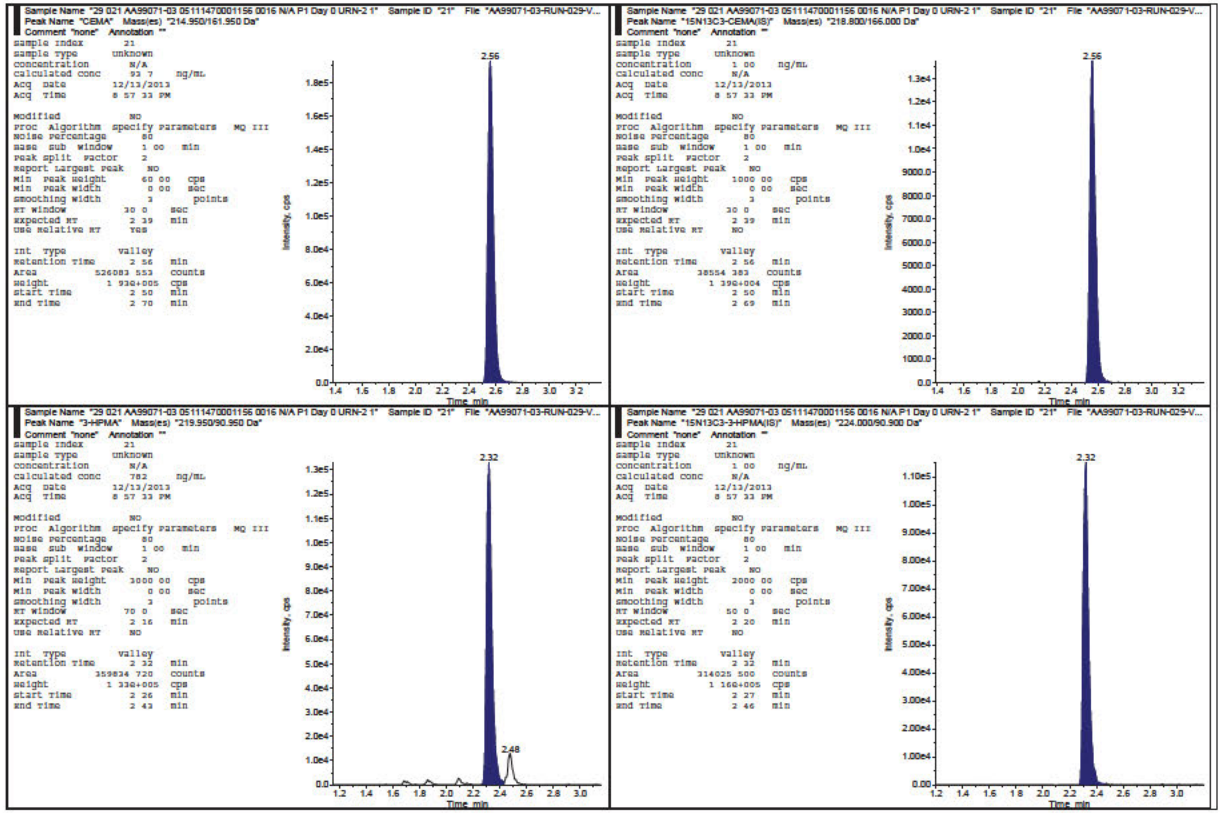

3-HPMA, HBMA, and CEMA in Human Urine
Celerion Study AA99071-03

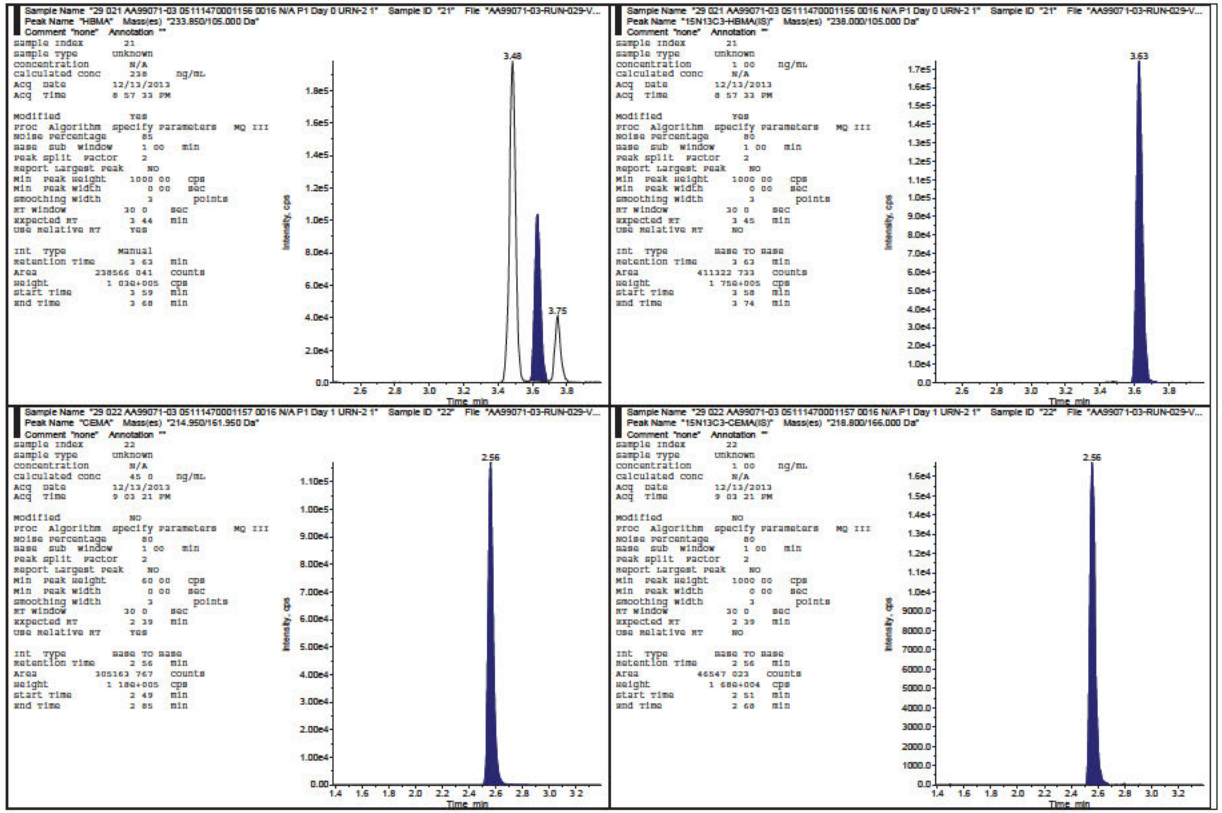

3-HPMA, HBMA, and CEMA in Human Urine
Celerion Study AA99071-03

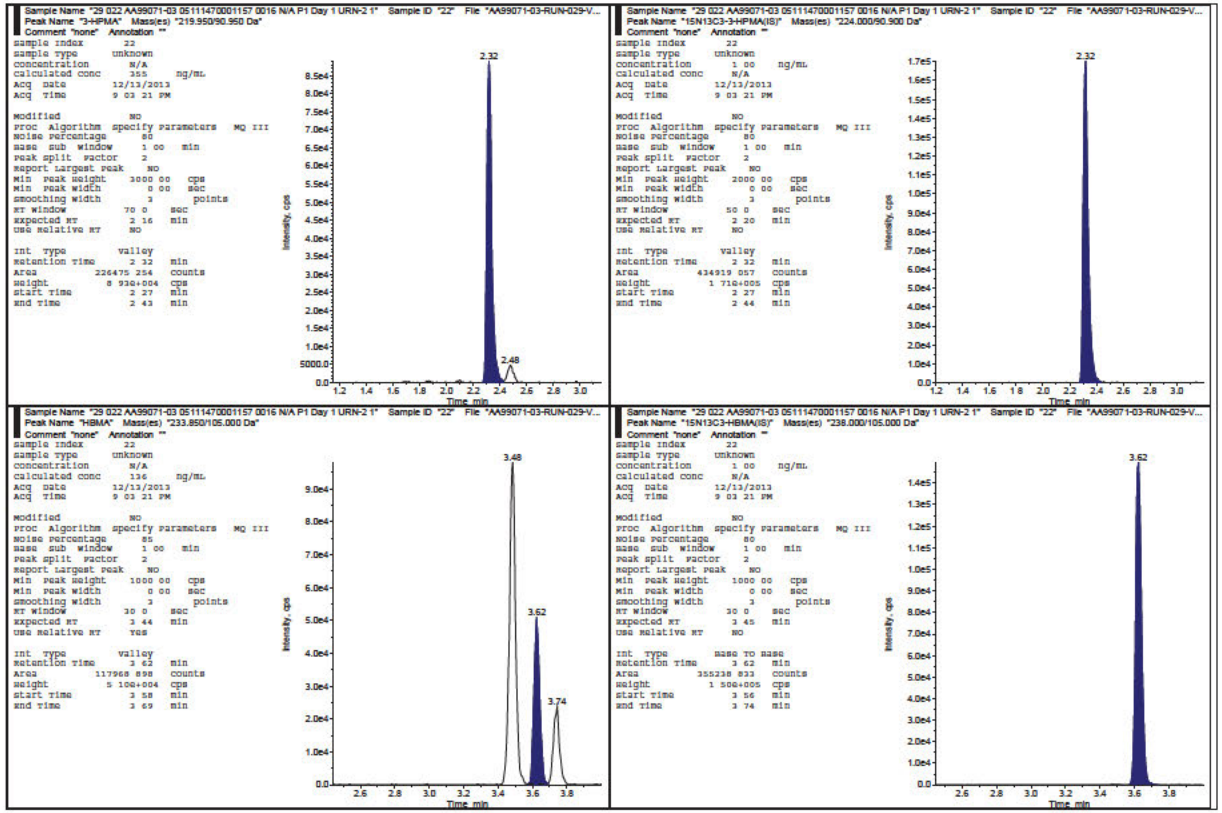

3-HPMA, HBMA, and CEMA in Human Urine
Celerion Study AA99071-03

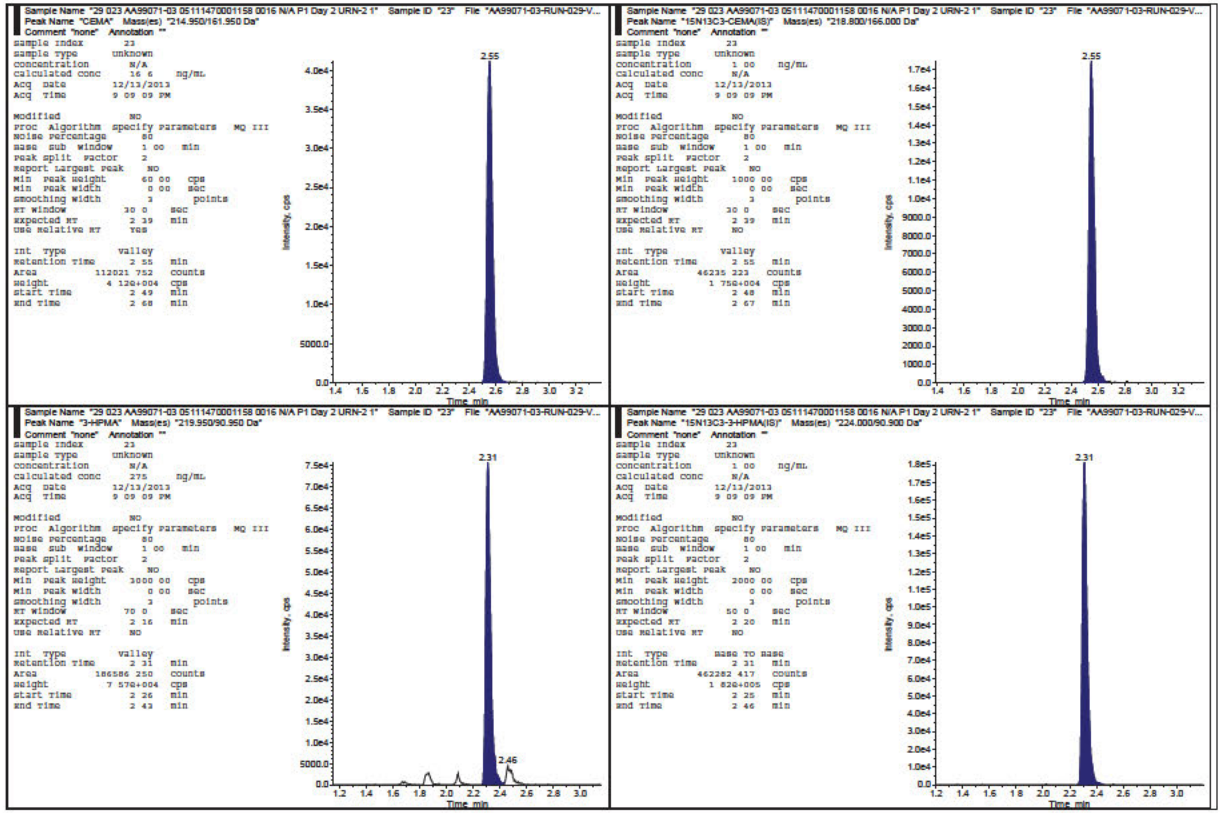

3-HPMA, HBMA, and CEMA in Human Urine
Celerion Study AA99071-03

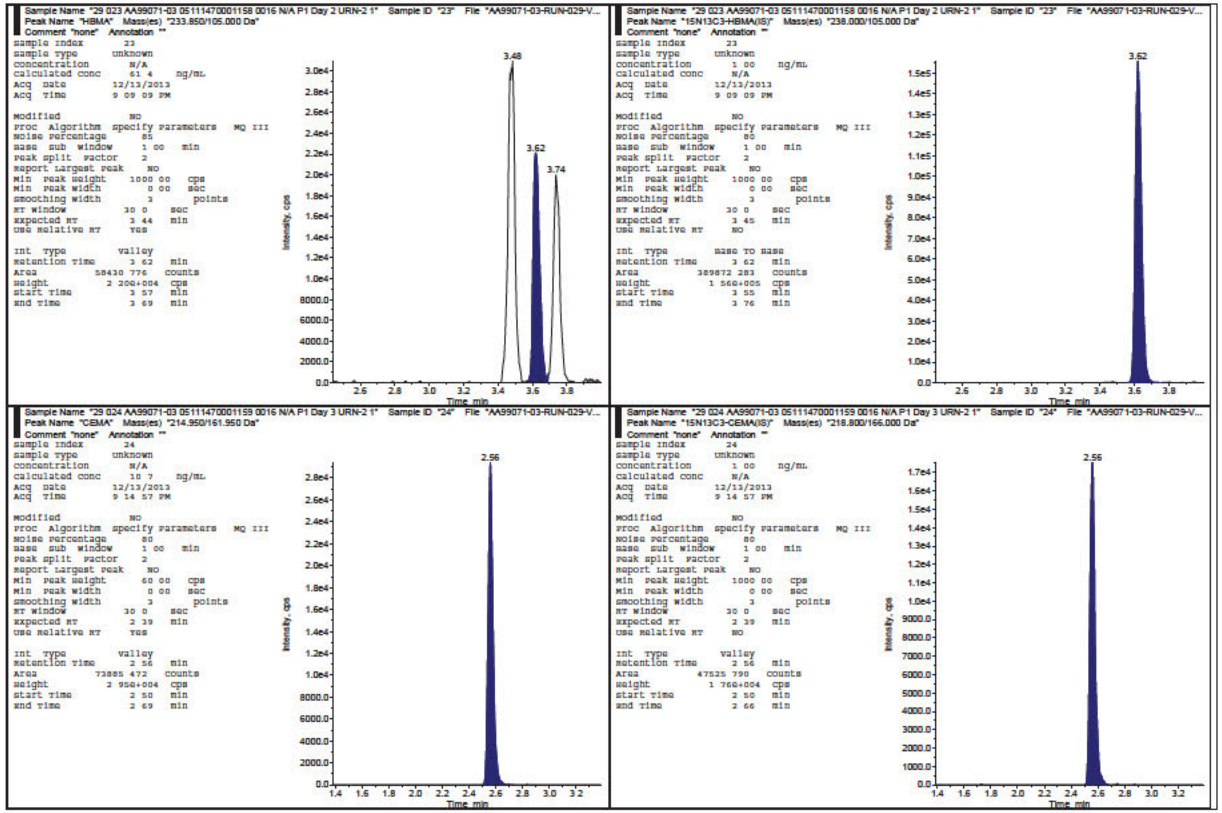

3-HPMA, HBMA, and CEMA in Human Urine
Celerion Study AA99071-03

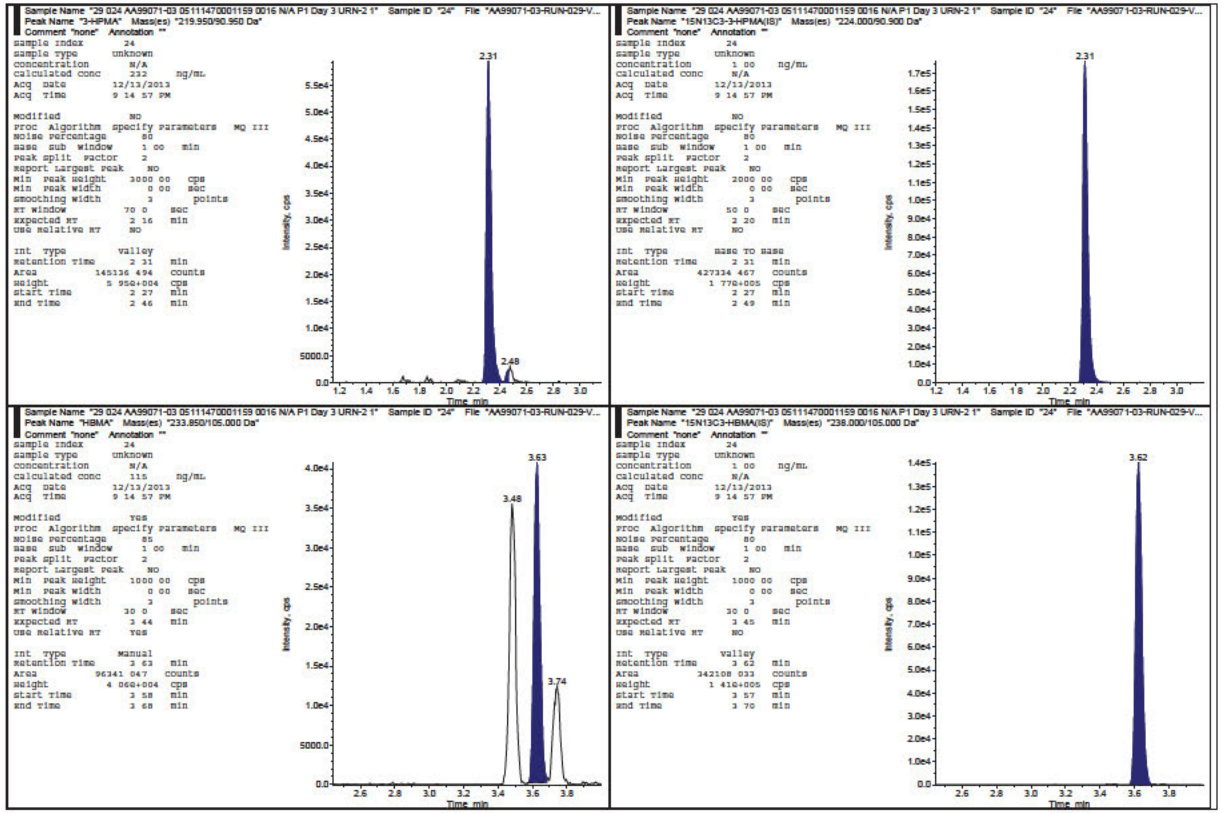

3-HPMA, HBMA, and CEMA in Human Urine
Celerion Study AA99071-03

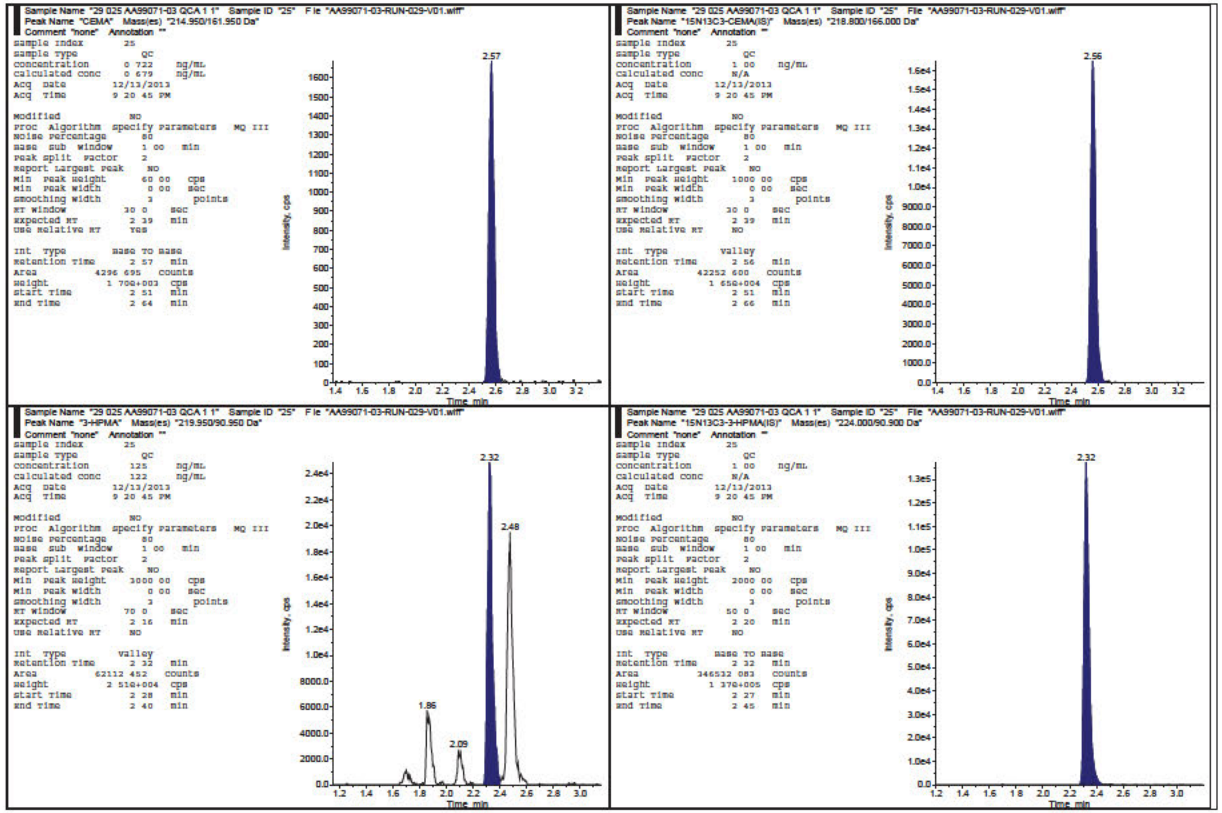

3-HPMA, HBMA, and CEMA in Human Urine
Celerion Study AA99071-03

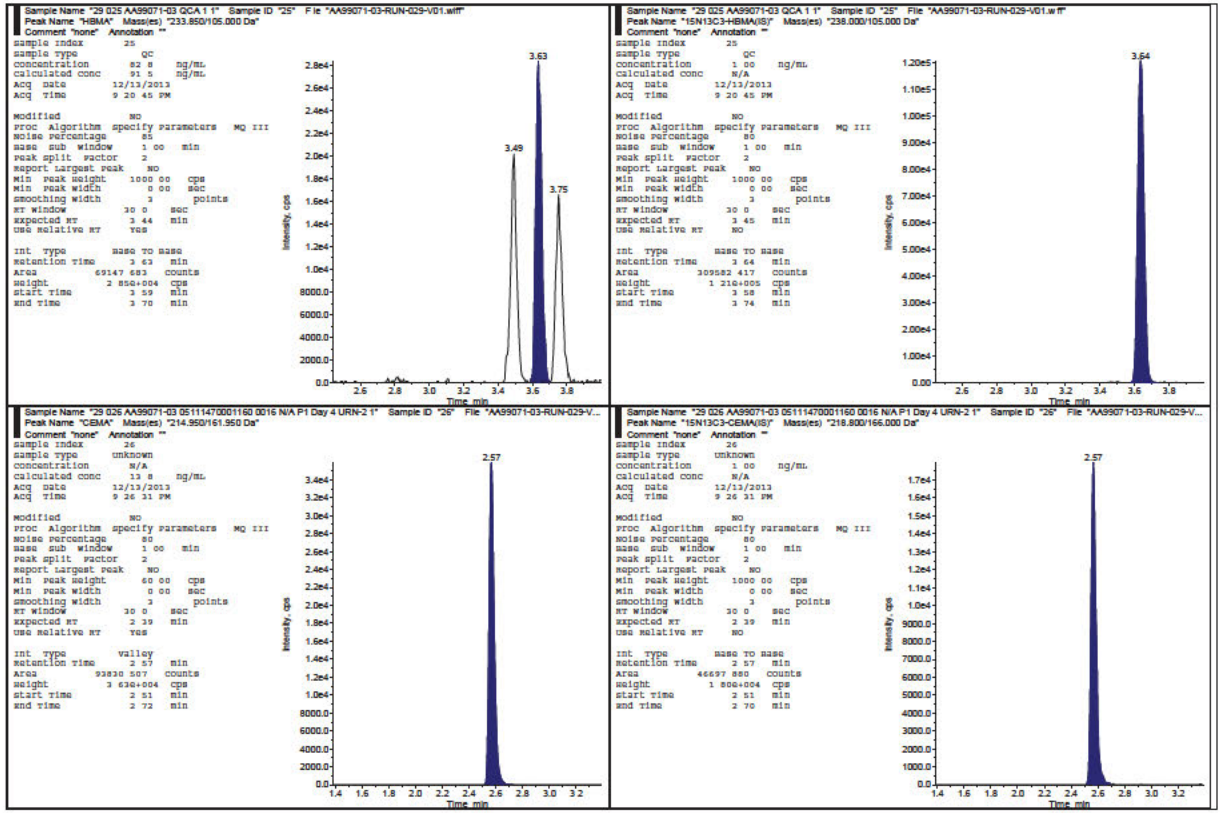

3-HPMA, HBMA, and CEMA in Human Urine
Celerion Study AA99071-03

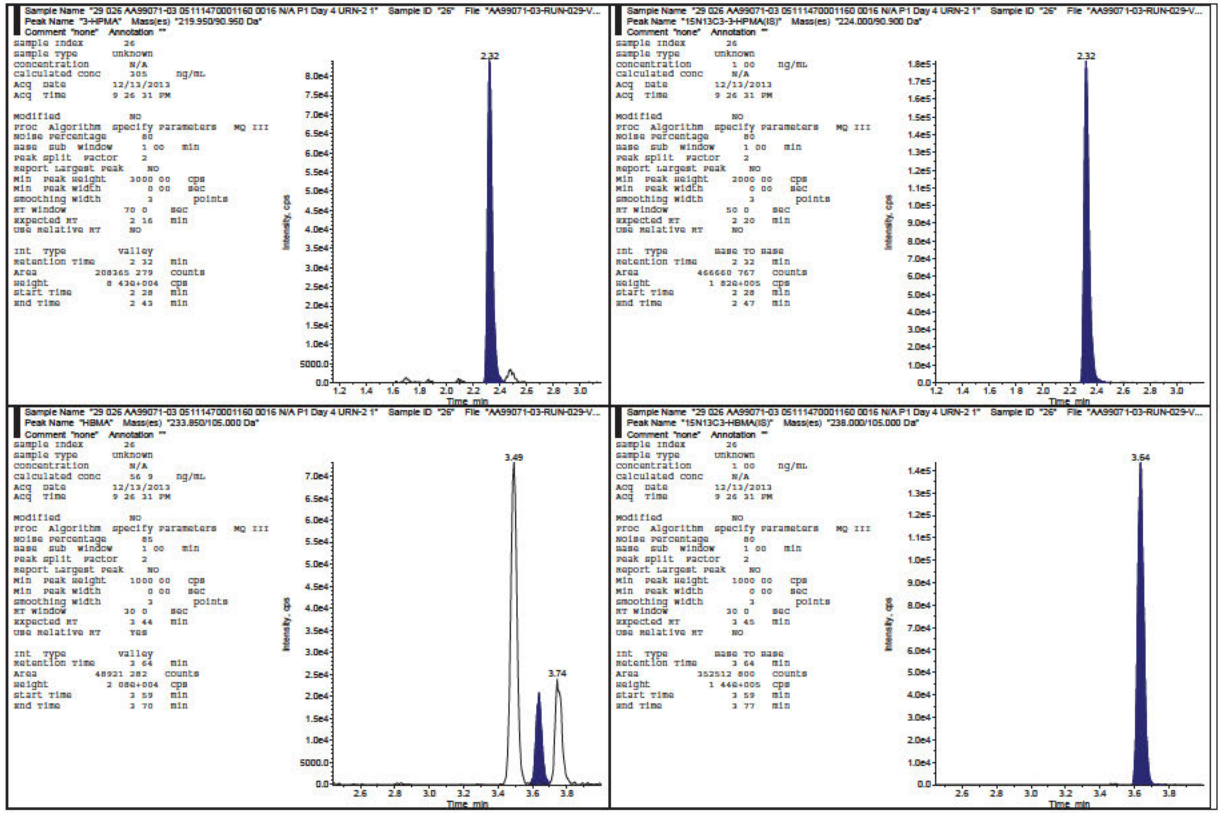

3-HPMA, HBMA, and CEMA in Human Urine
Celerion Study AA99071-03

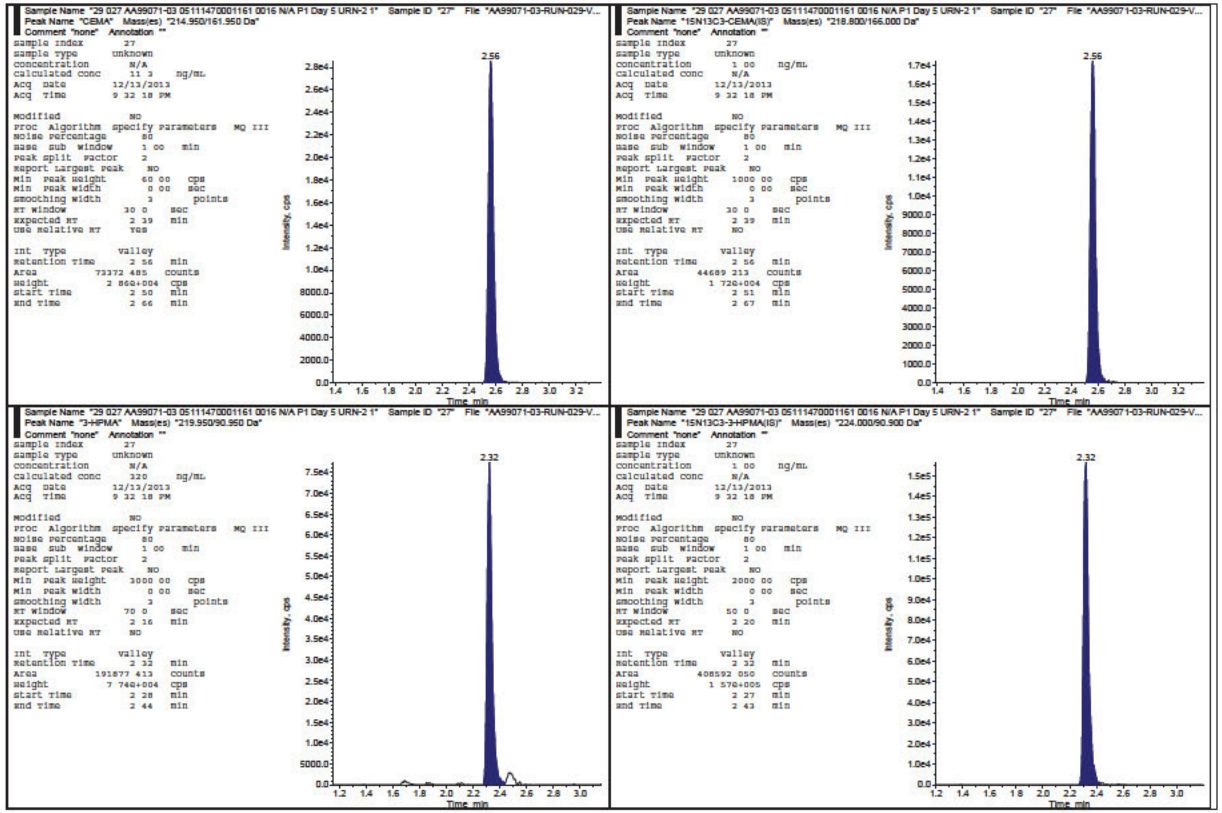

3-HPMA, HBMA, and CEMA in Human Urine
Celerion Study AA99071-03

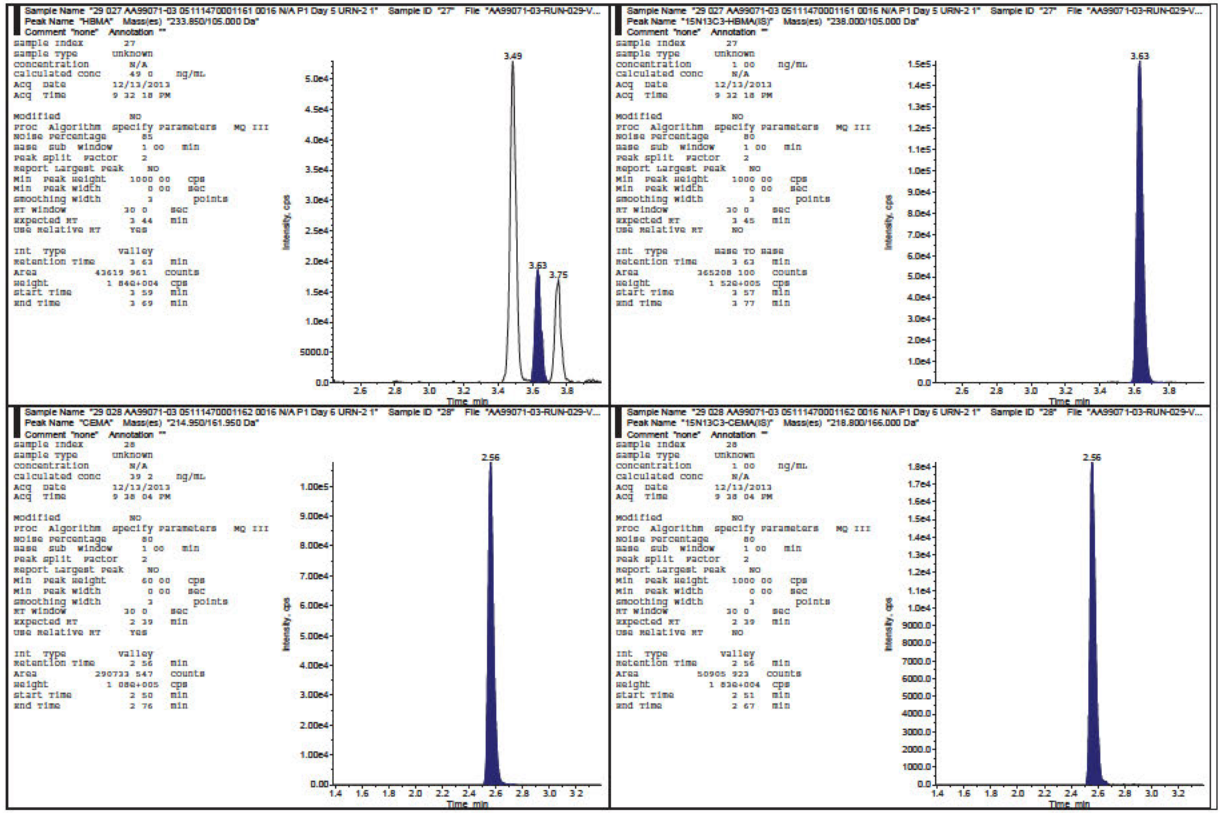

3-HPMA, HBMA, and CEMA in Human Urine
Celerion Study AA99071-03

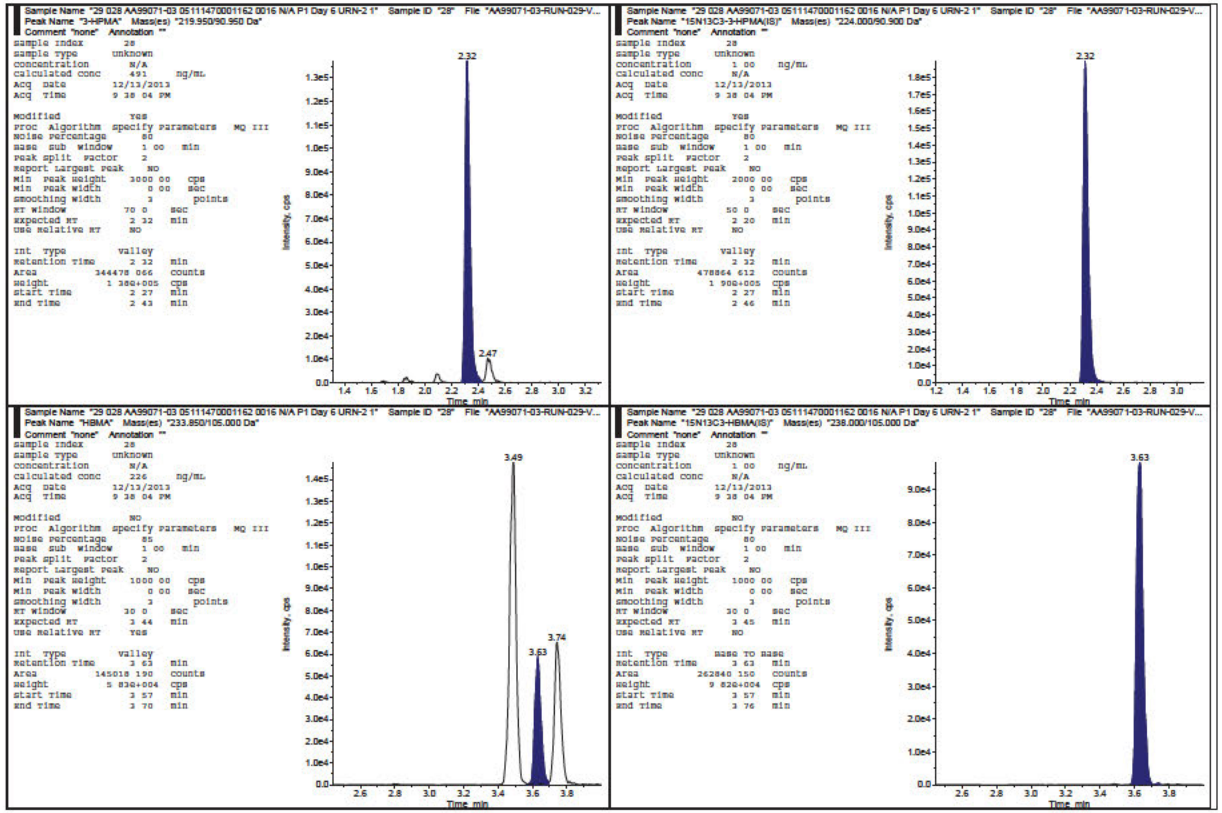

3-HPMA, HBMA, and CEMA in Human Urine
Celerion Study AA99071-03

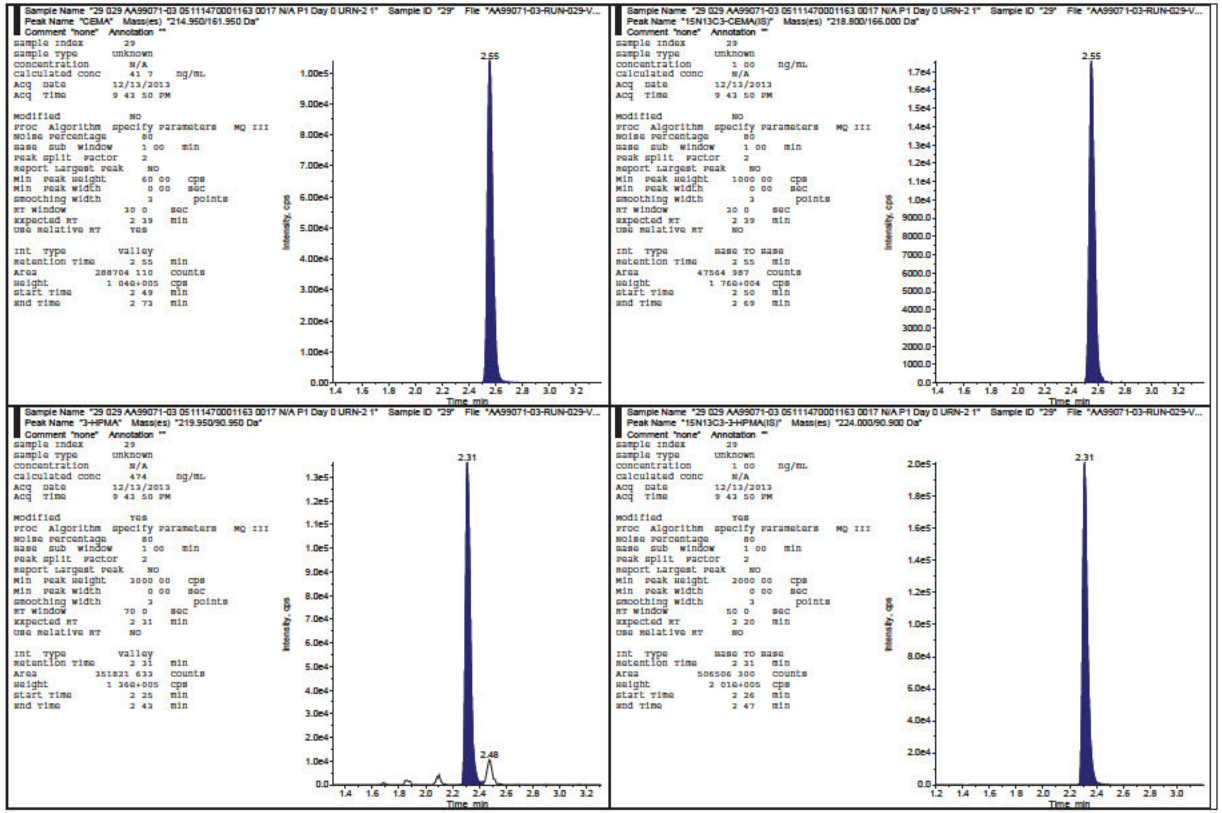

3-HPMA, HBMA, and CEMA in Human Urine
Celerion Study AA99071-03

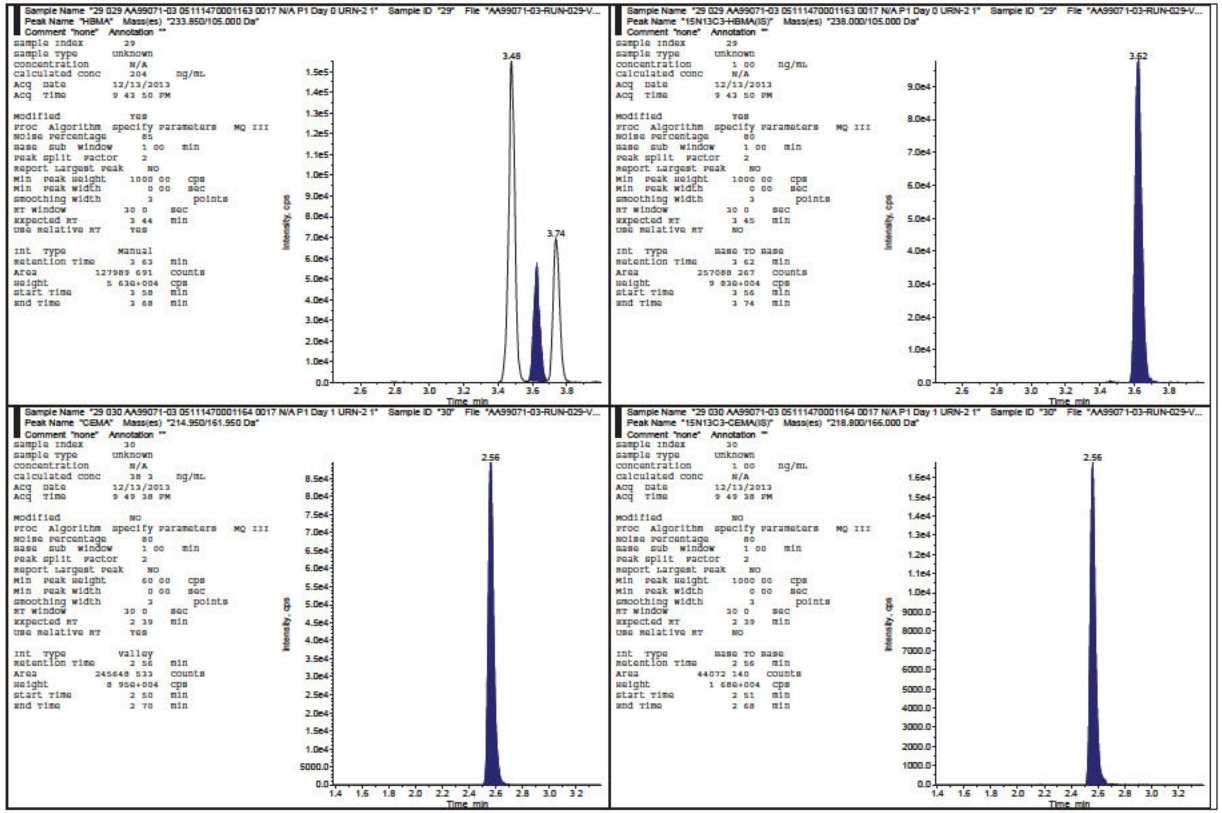

3-HPMA, HBMA, and CEMA in Human Urine
Celerion Study AA99071-03

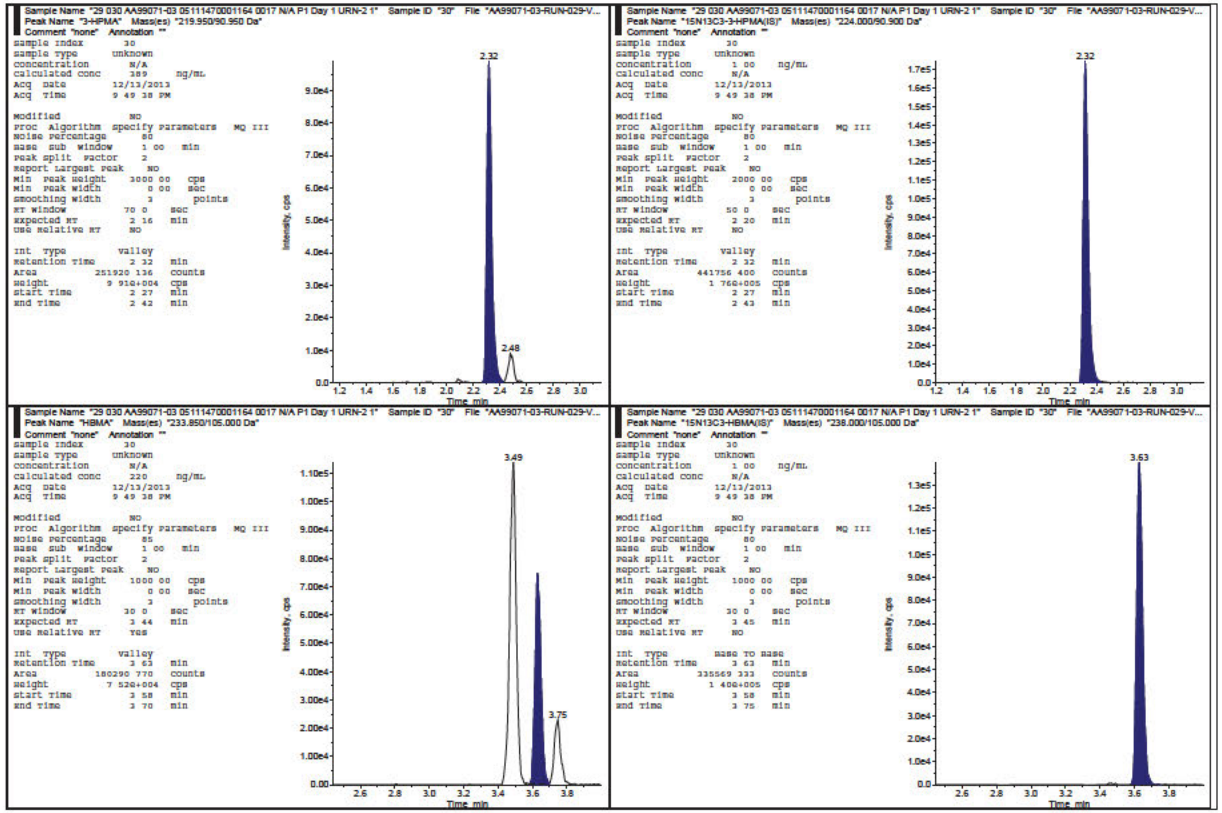

3-HPMA, HBMA, and CEMA in Human Urine
Celerion Study AA99071-03

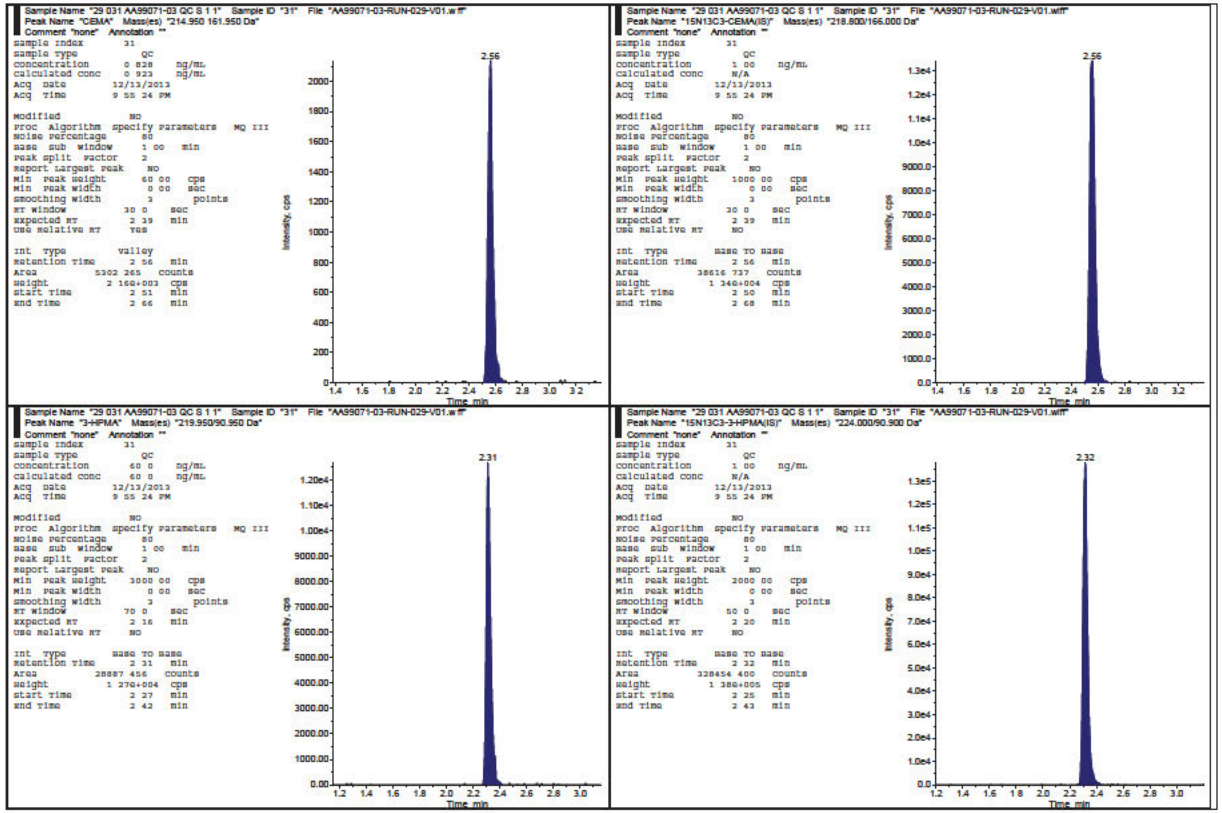

3-HPMA, HBMA, and CEMA in Human Urine
Celerion Study AA99071-03

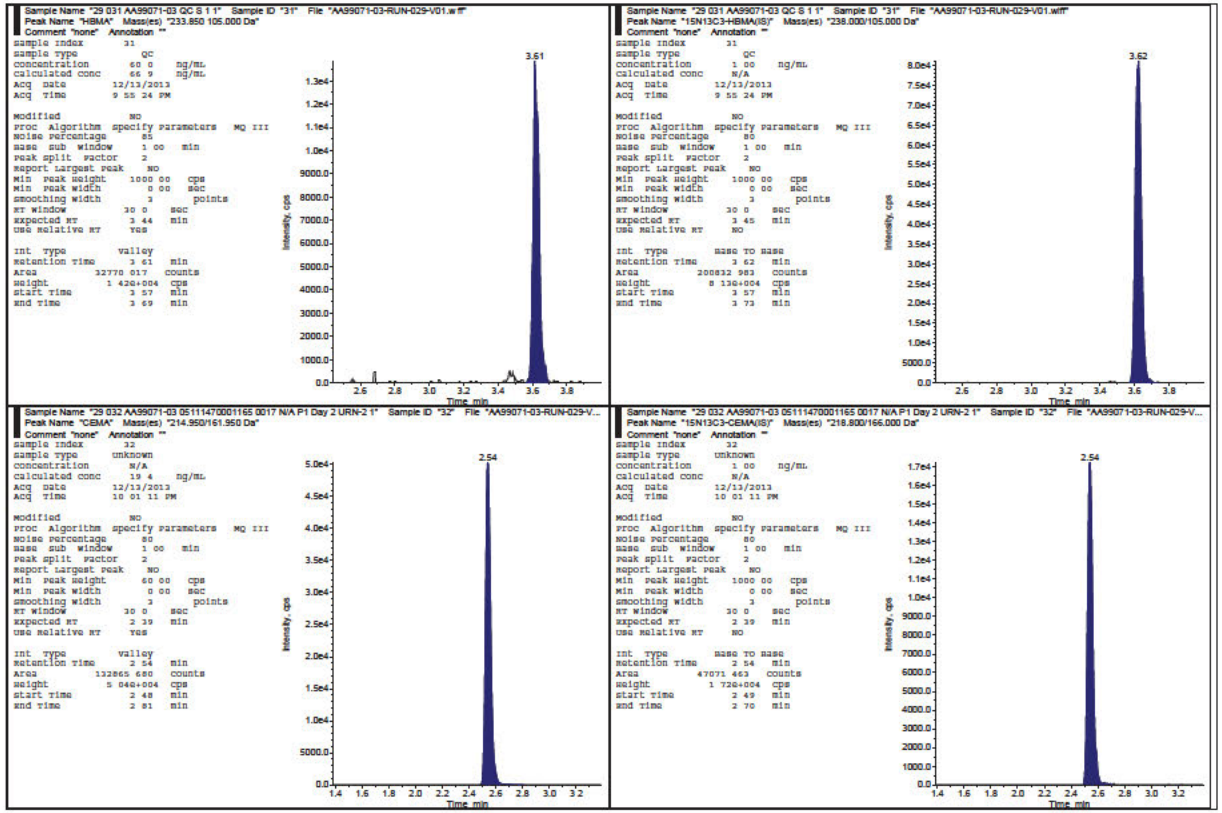

3-HPMA, HBMA, and CEMA in Human Urine
Celerion Study AA99071-03

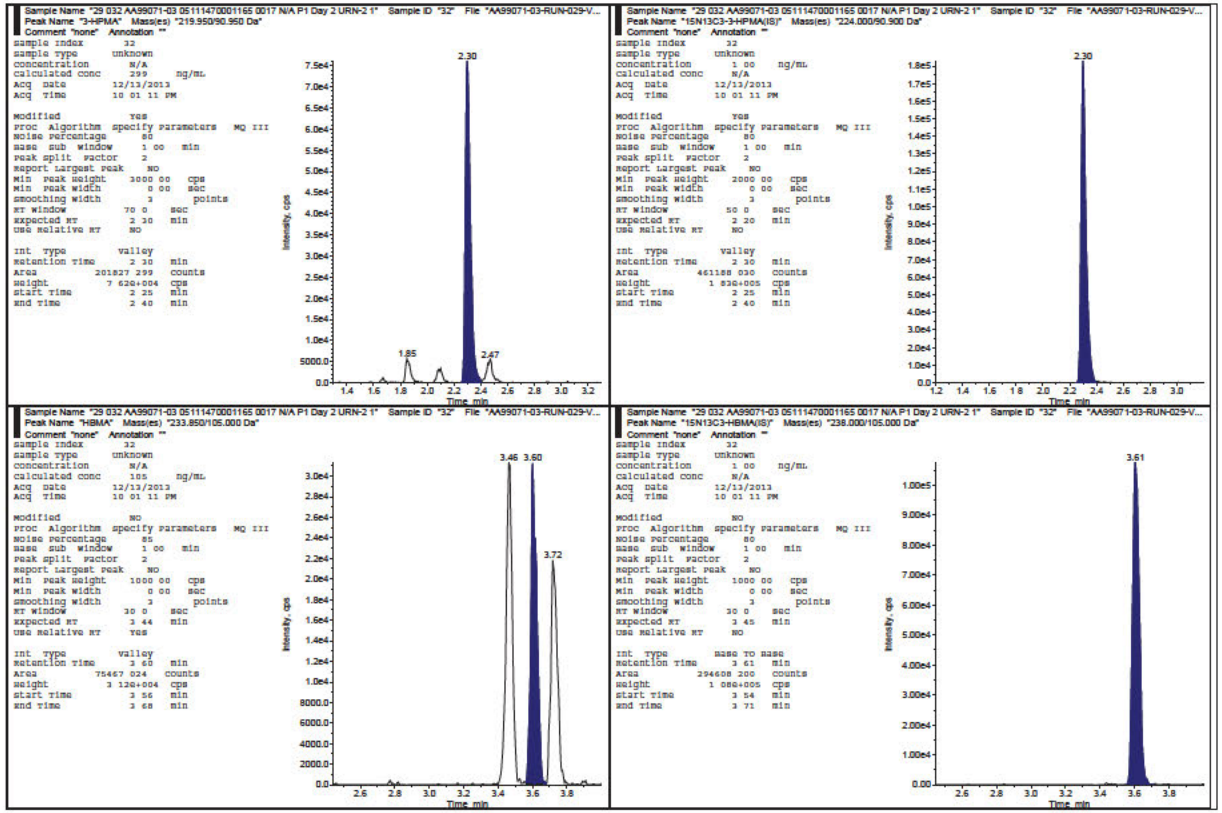

3-HPMA, HBMA, and CEMA in Human Urine
Celerion Study AA99071-03

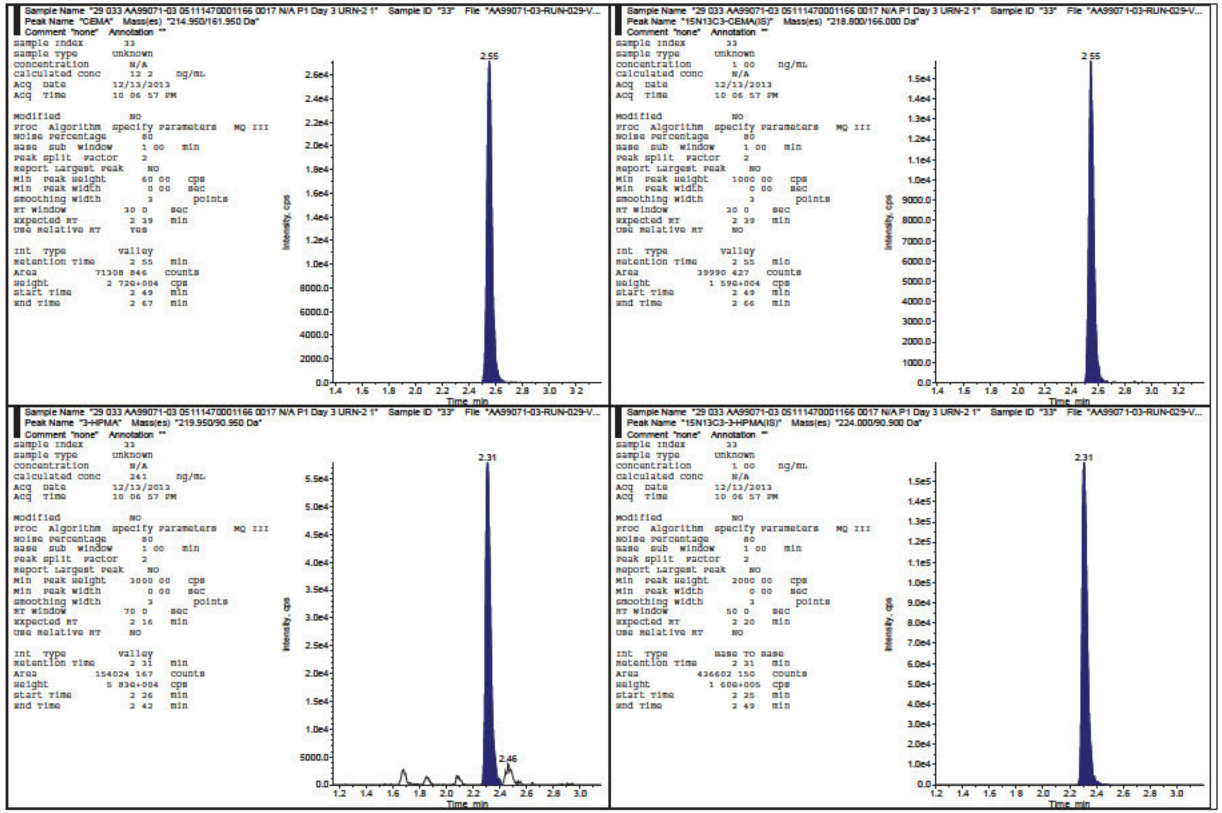

3-HPMA, HBMA, and CEMA in Human Urine
Celerion Study AA99071-03

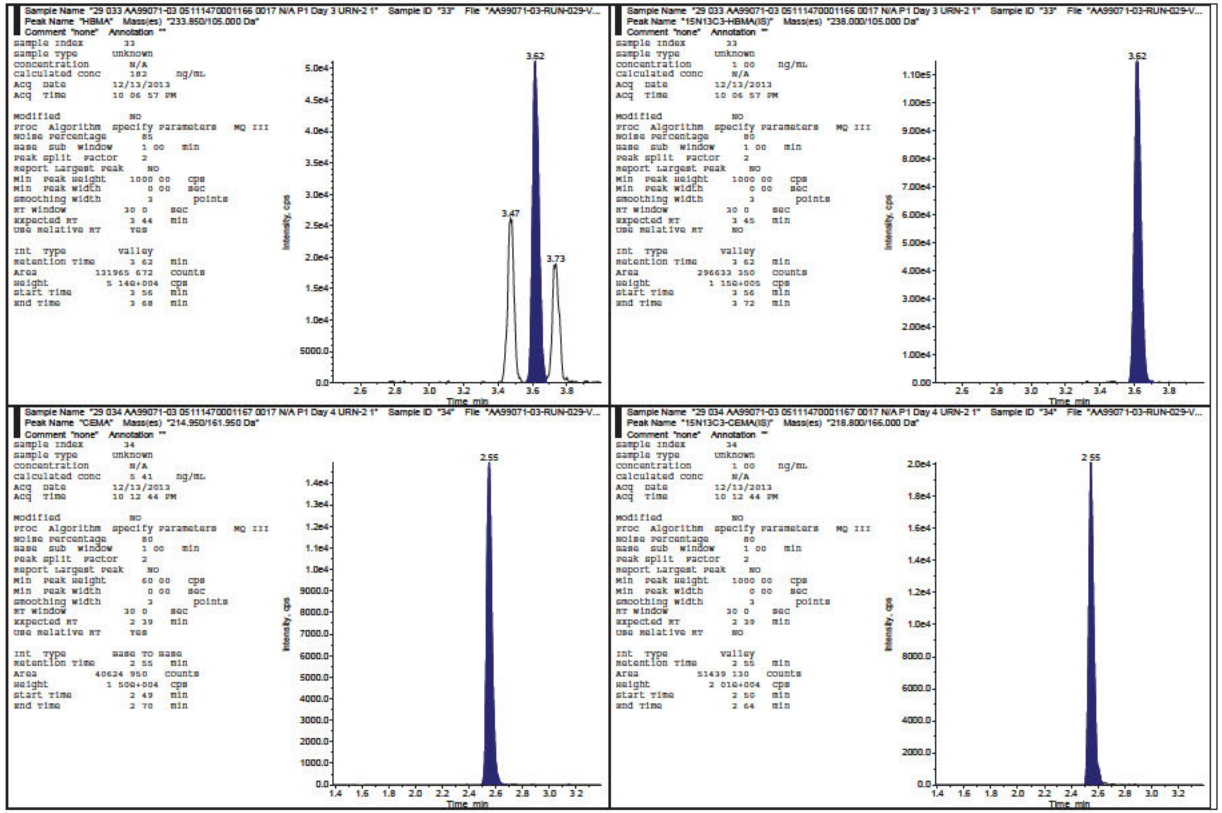

3-HPMA, HBMA, and CEMA in Human Urine
Celerion Study AA99071-03

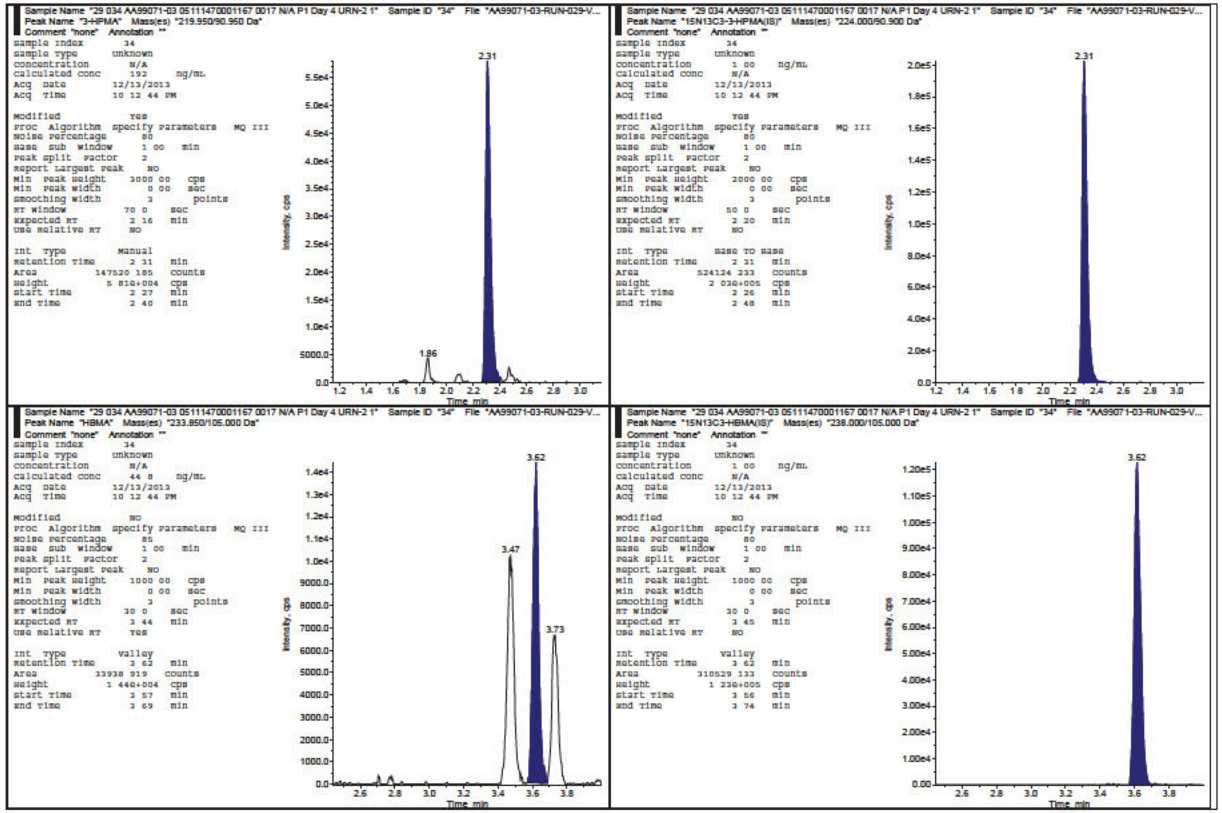

3-HPMA, HBMA, and CEMA in Human Urine
Celerion Study AA99071-03

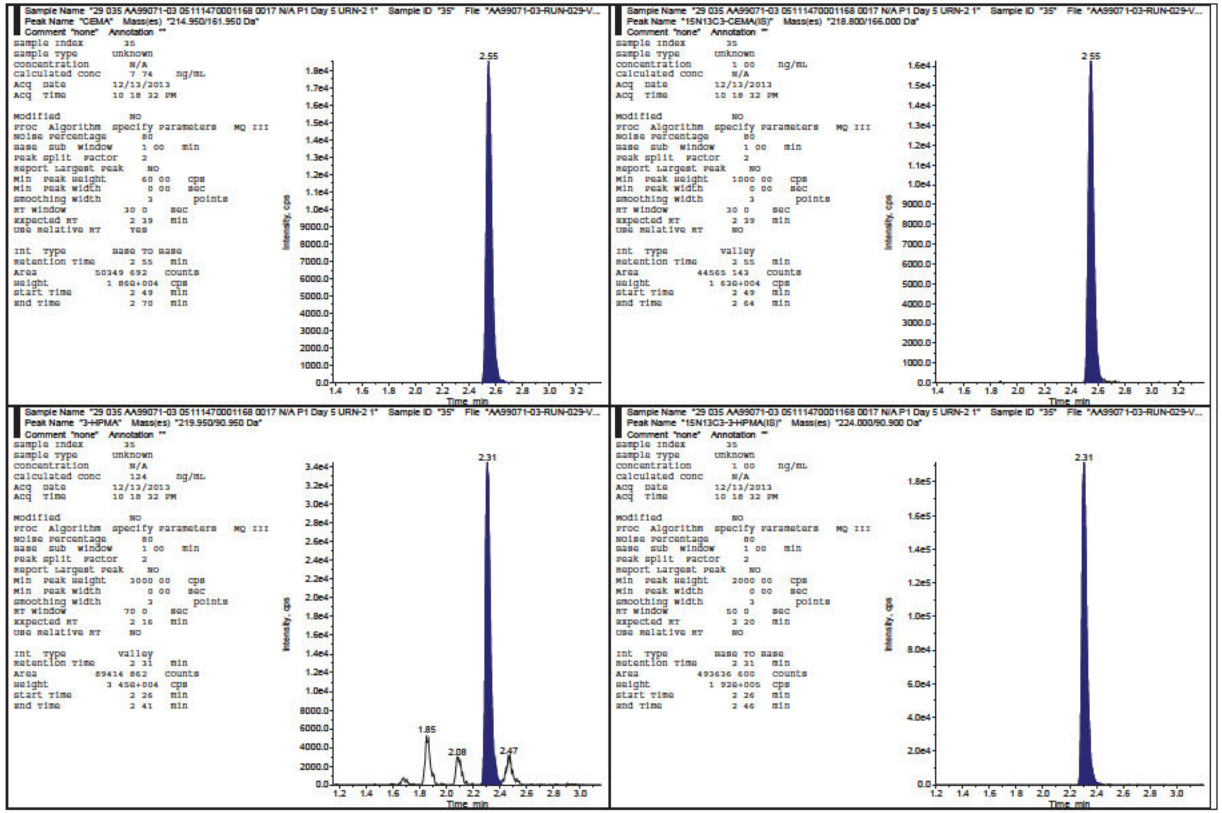

3-HPMA, HBMA, and CEMA in Human Urine
Celerion Study AA99071-03

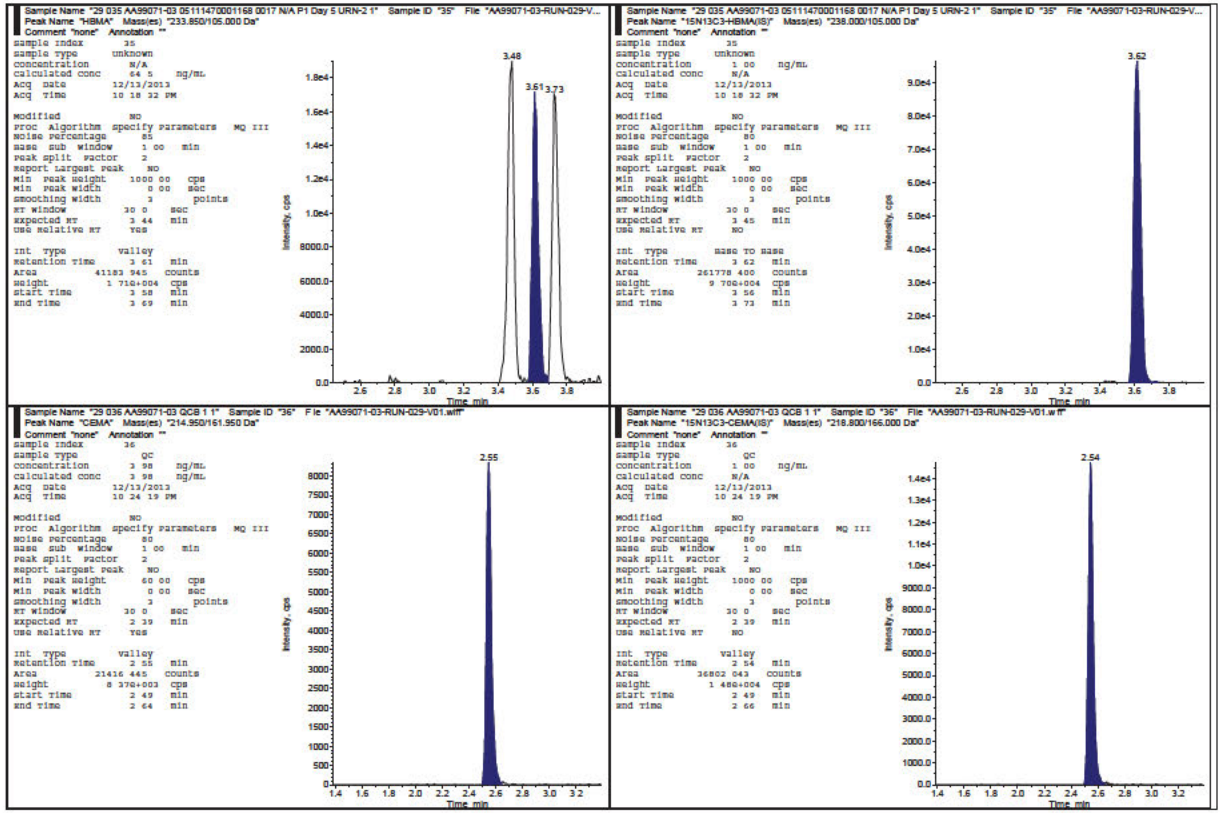

3-HPMA, HBMA, and CEMA in Human Urine
Celerion Study AA99071-03

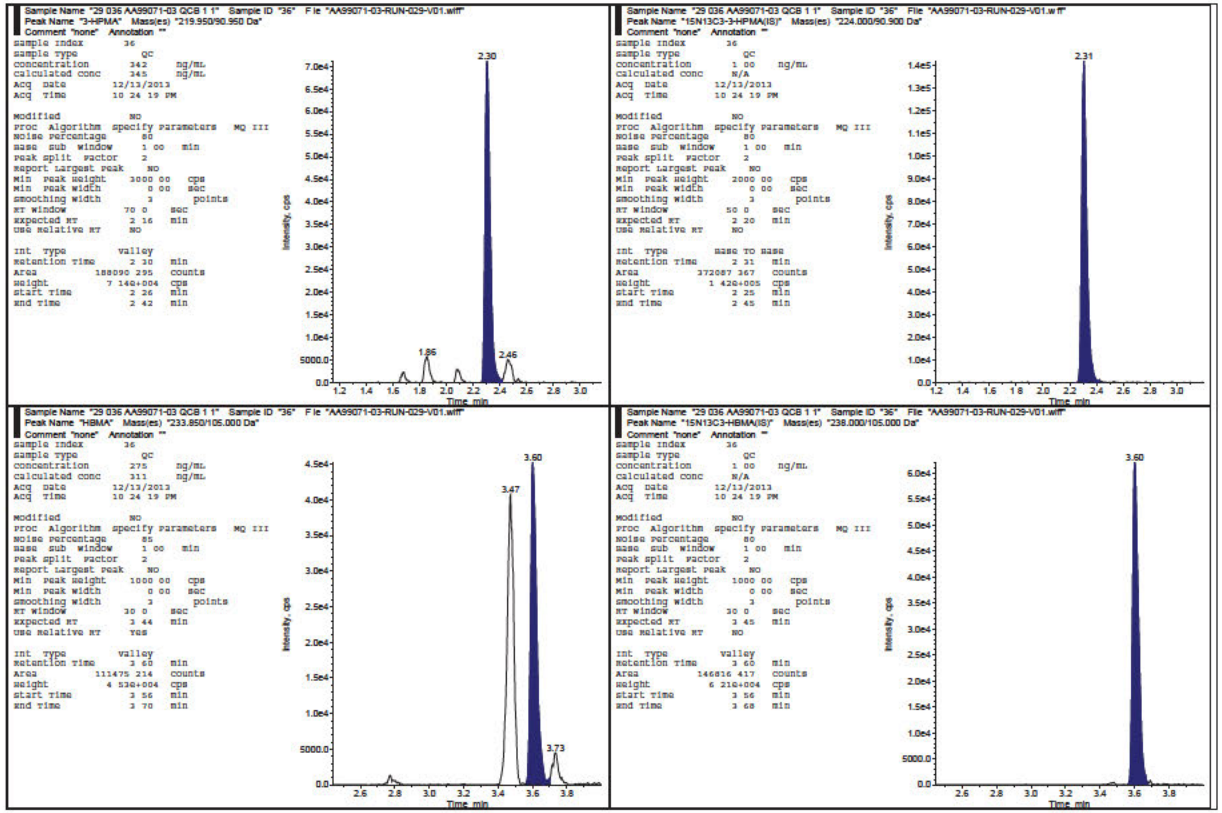

3-HPMA, HBMA, and CEMA in Human Urine
Celerion Study AA99071-03

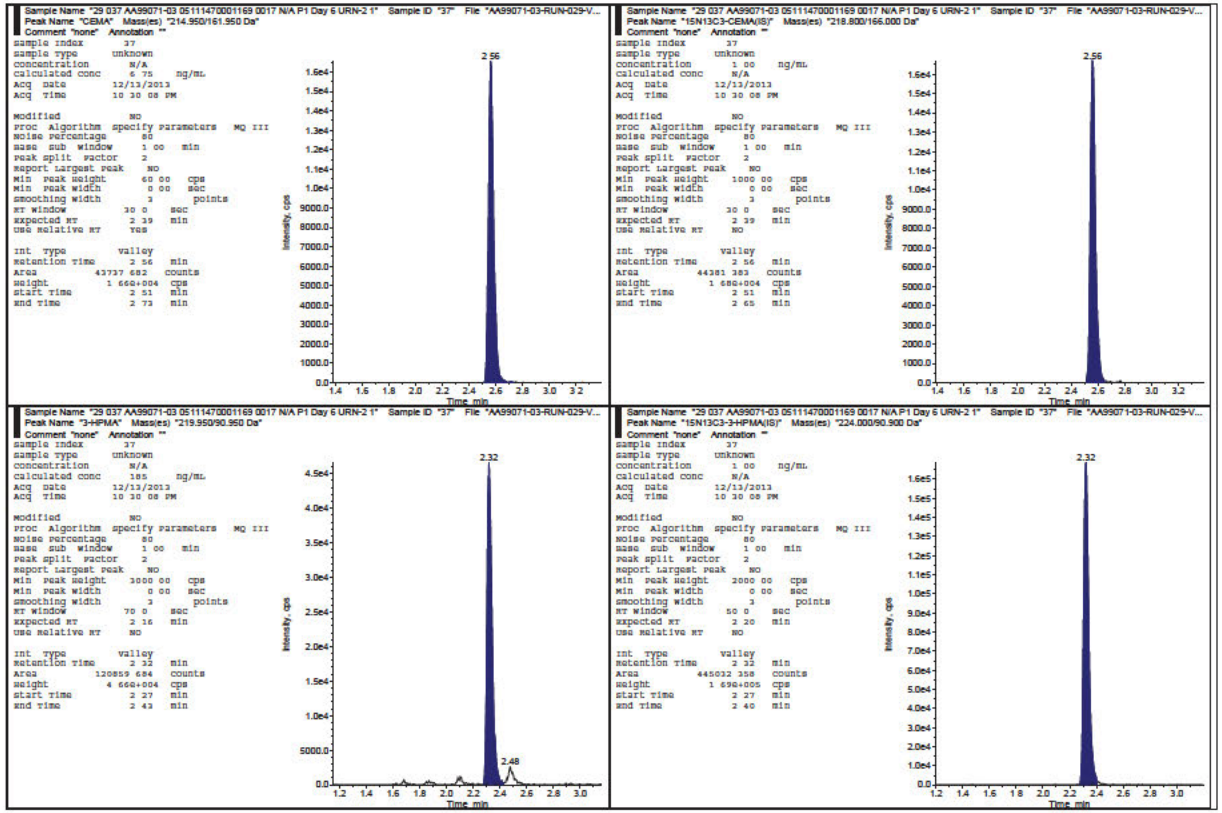

3-HPMA, HBMA, and CEMA in Human Urine
Celerion Study AA99071-03

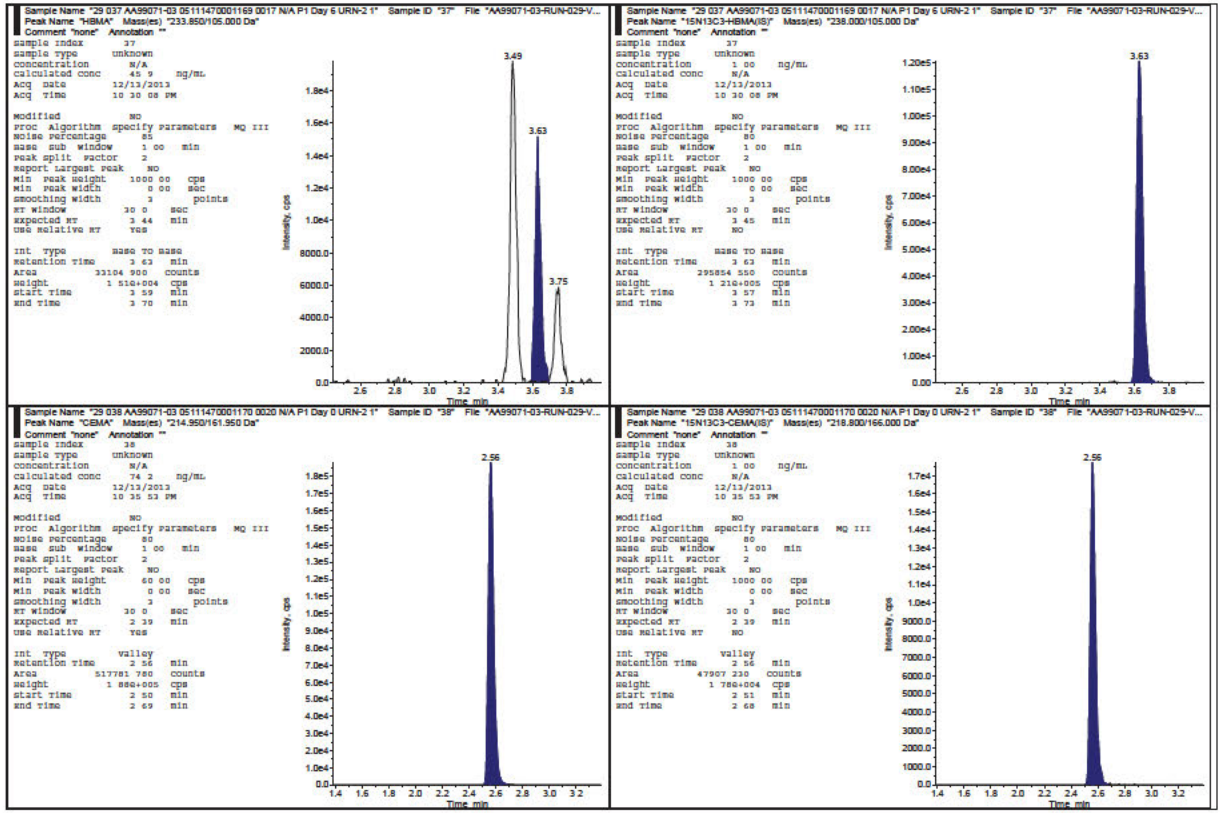

3-HPMA, HBMA, and CEMA in Human Urine
Celerion Study AA99071-03

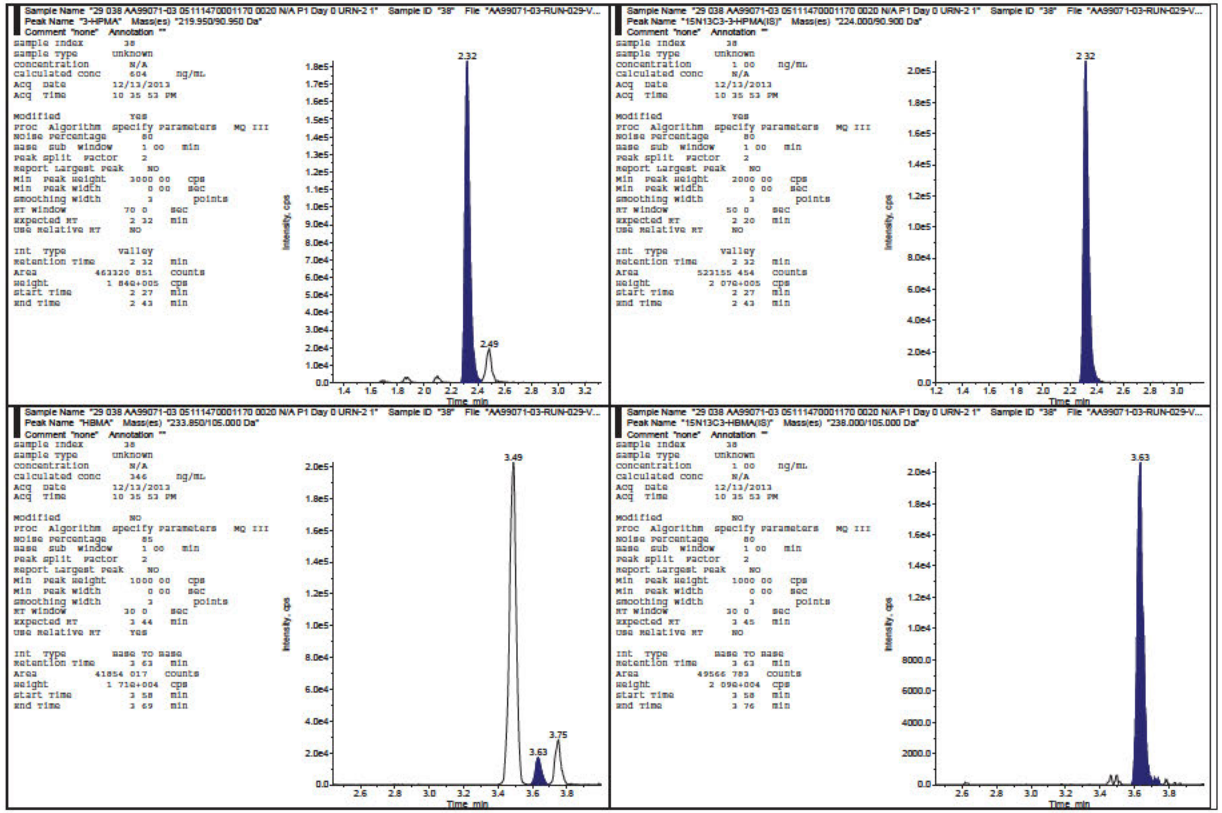

3-HPMA, HBMA, and CEMA in Human Urine
Celerion Study AA99071-03

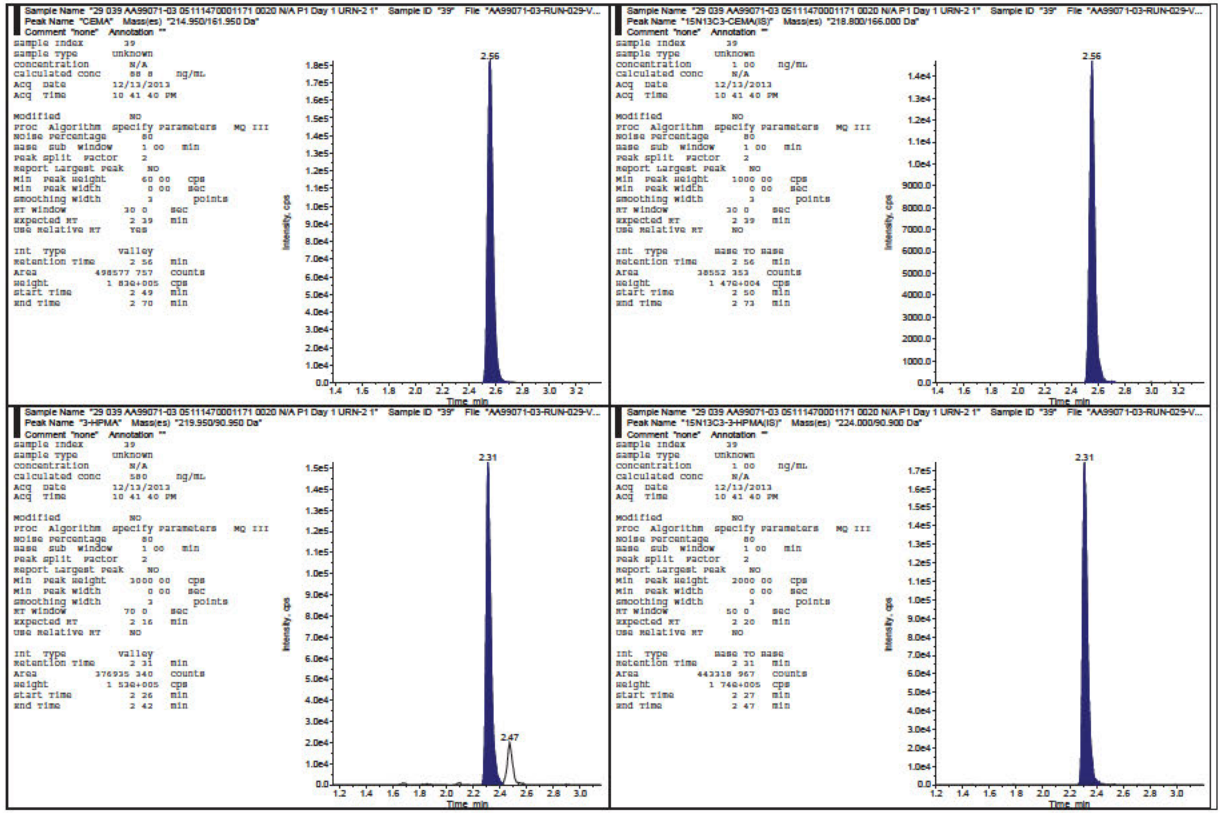

3-HPMA, HBMA, and CEMA in Human Urine
Celerion Study AA99071-03

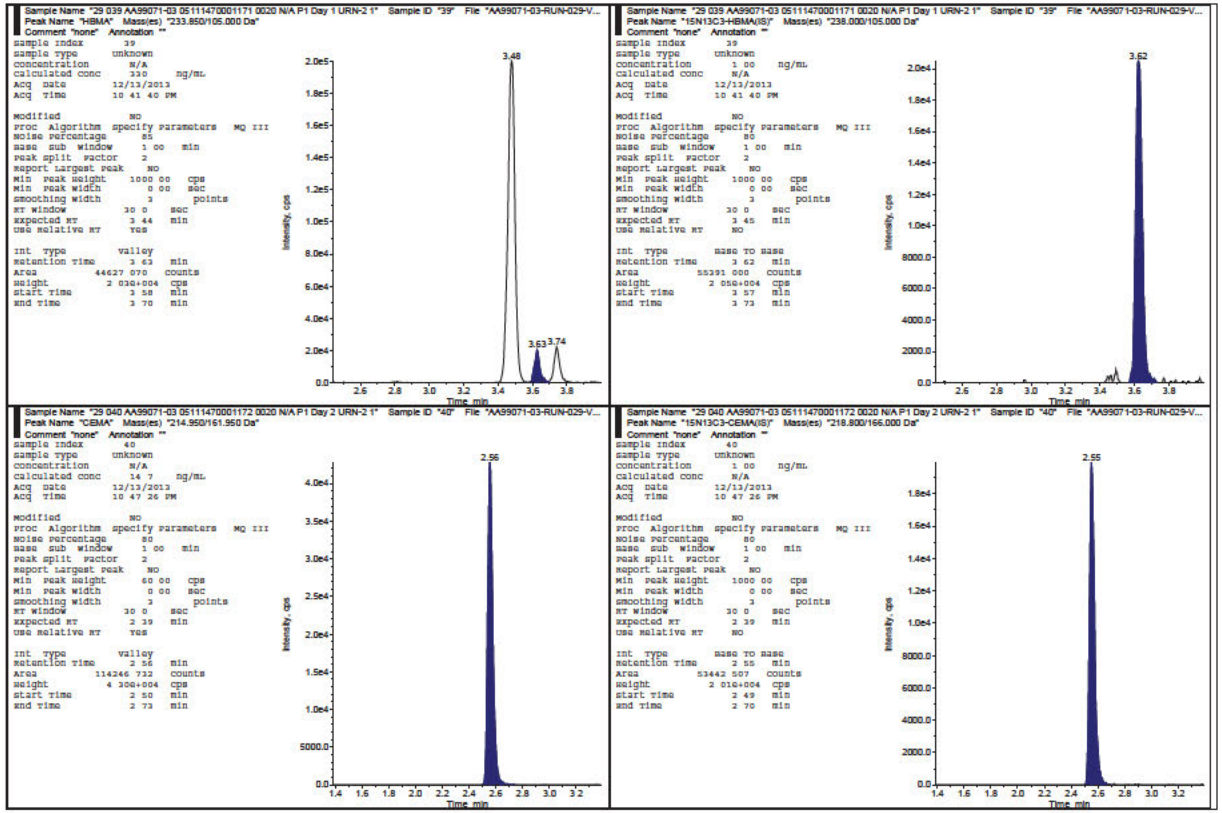

3-HPMA, HBMA, and CEMA in Human Urine
Celerion Study AA99071-03

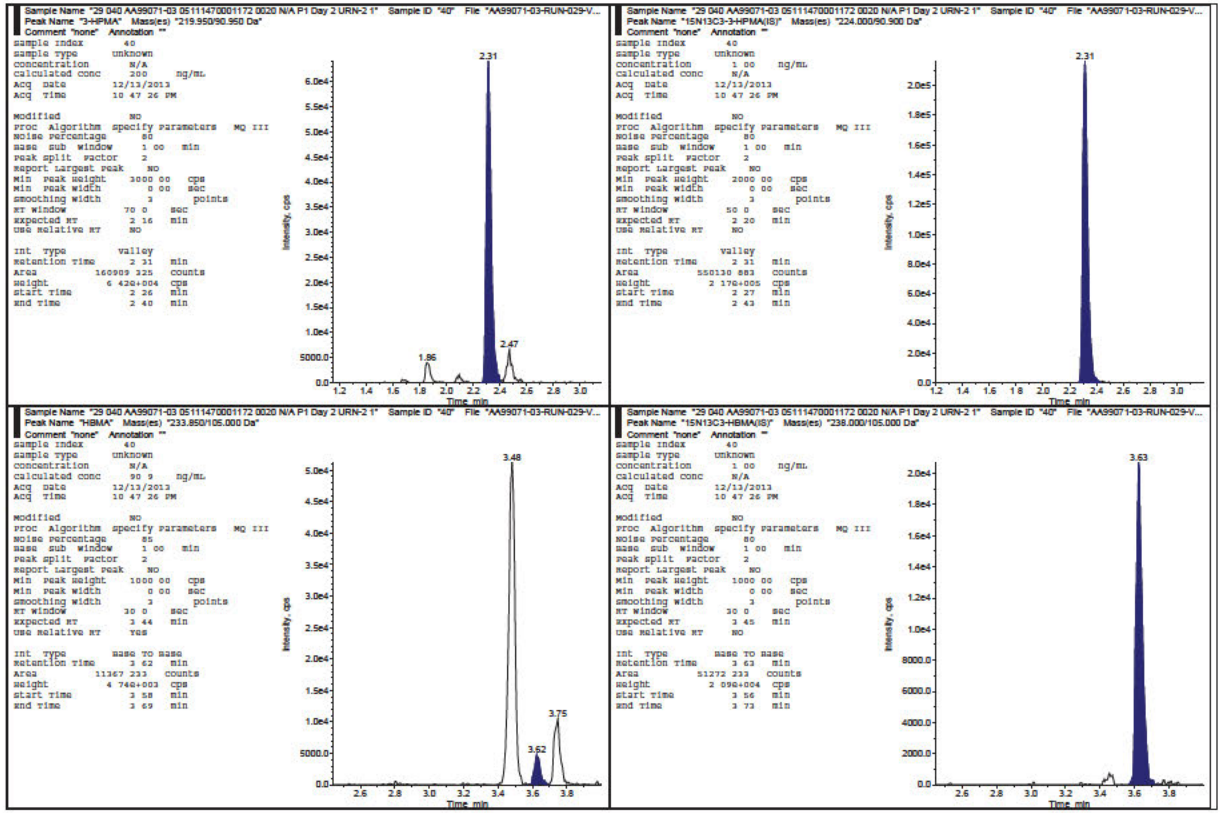

3-HPMA, HBMA, and CEMA in Human Urine
Celerion Study AA99071-03

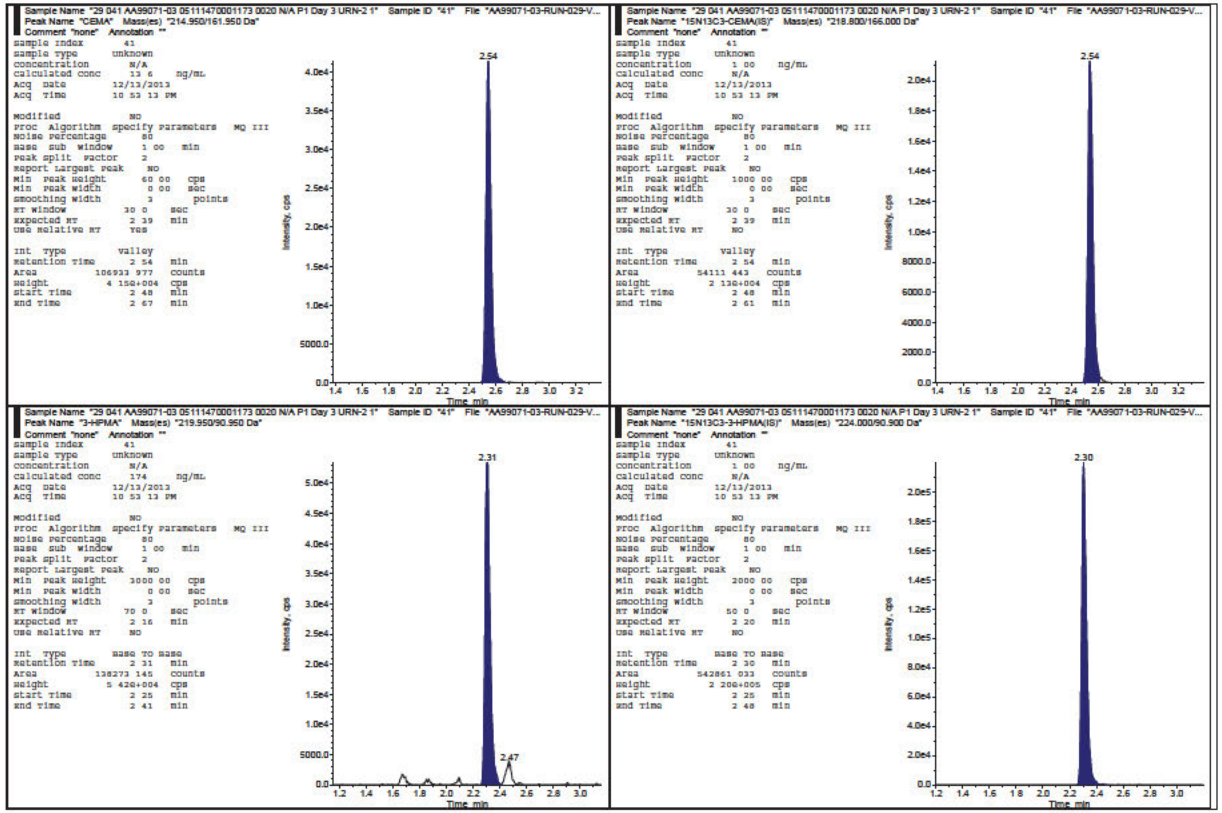

3-HPMA, HBMA, and CEMA in Human Urine
Celerion Study AA99071-03

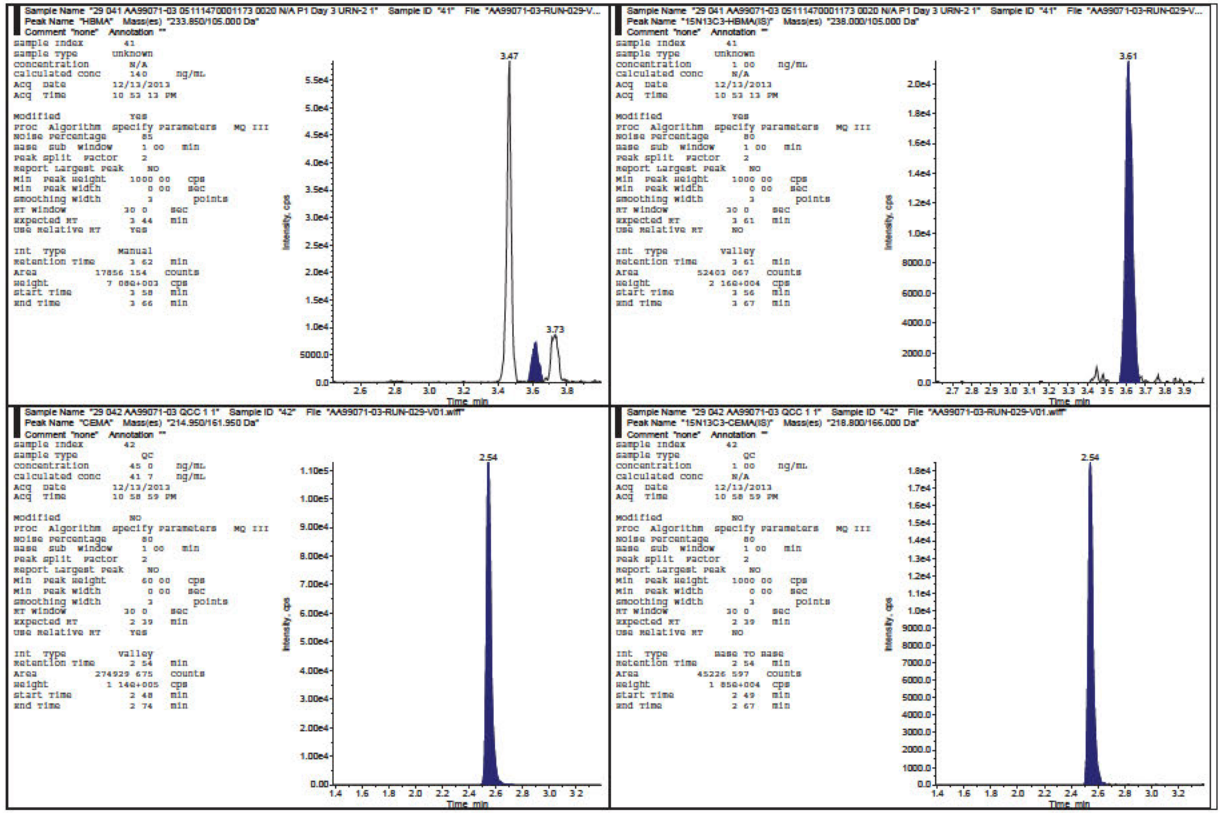

3-HPMA, HBMA, and CEMA in Human Urine
Celerion Study AA99071-03

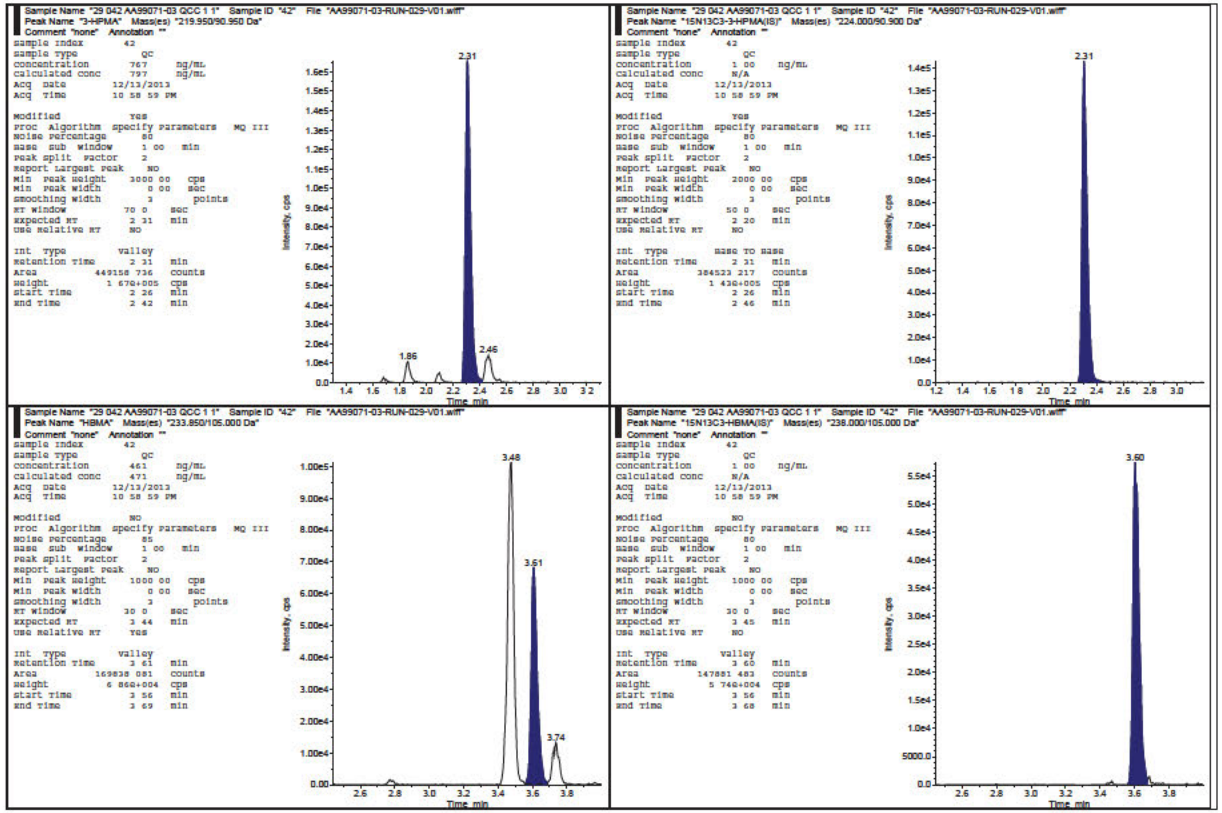

3-HPMA, HBMA, and CEMA in Human Urine
Celerion Study AA99071-03

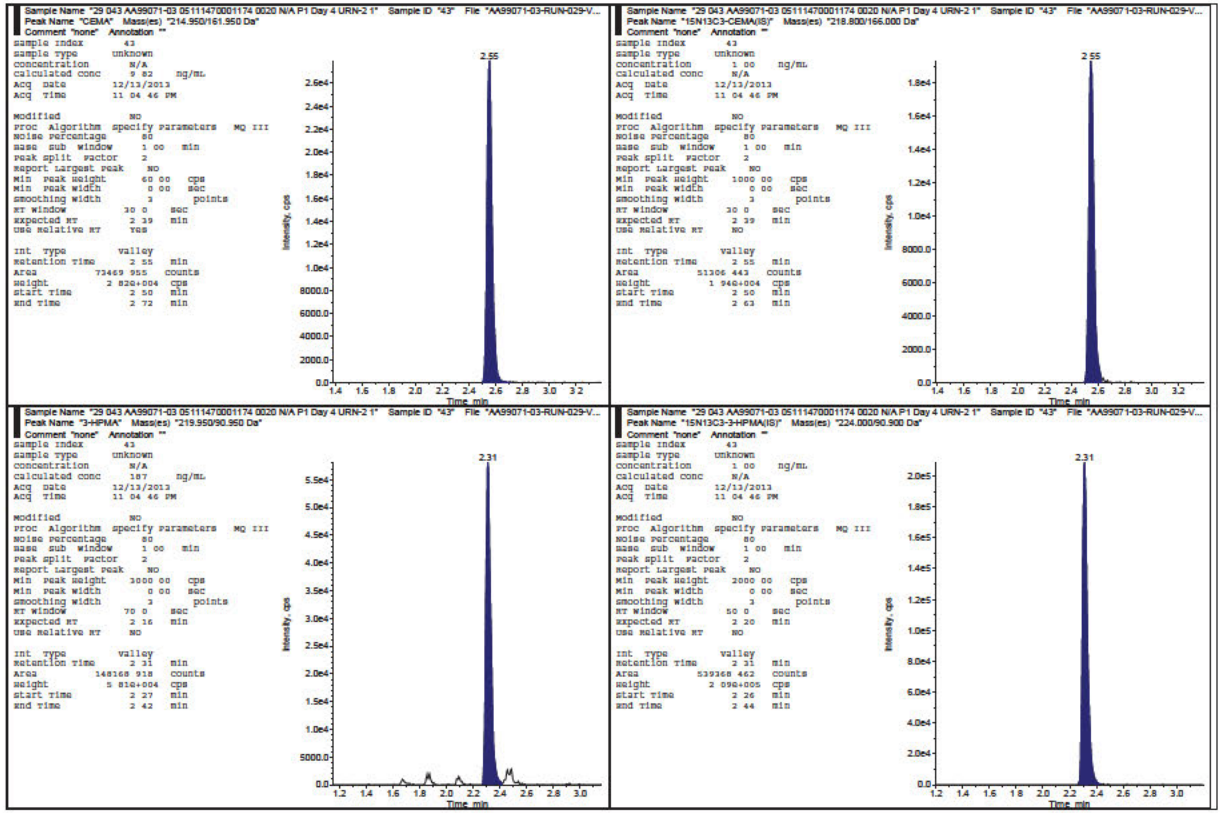

3-HPMA, HBMA, and CEMA in Human Urine
Celerion Study AA99071-03

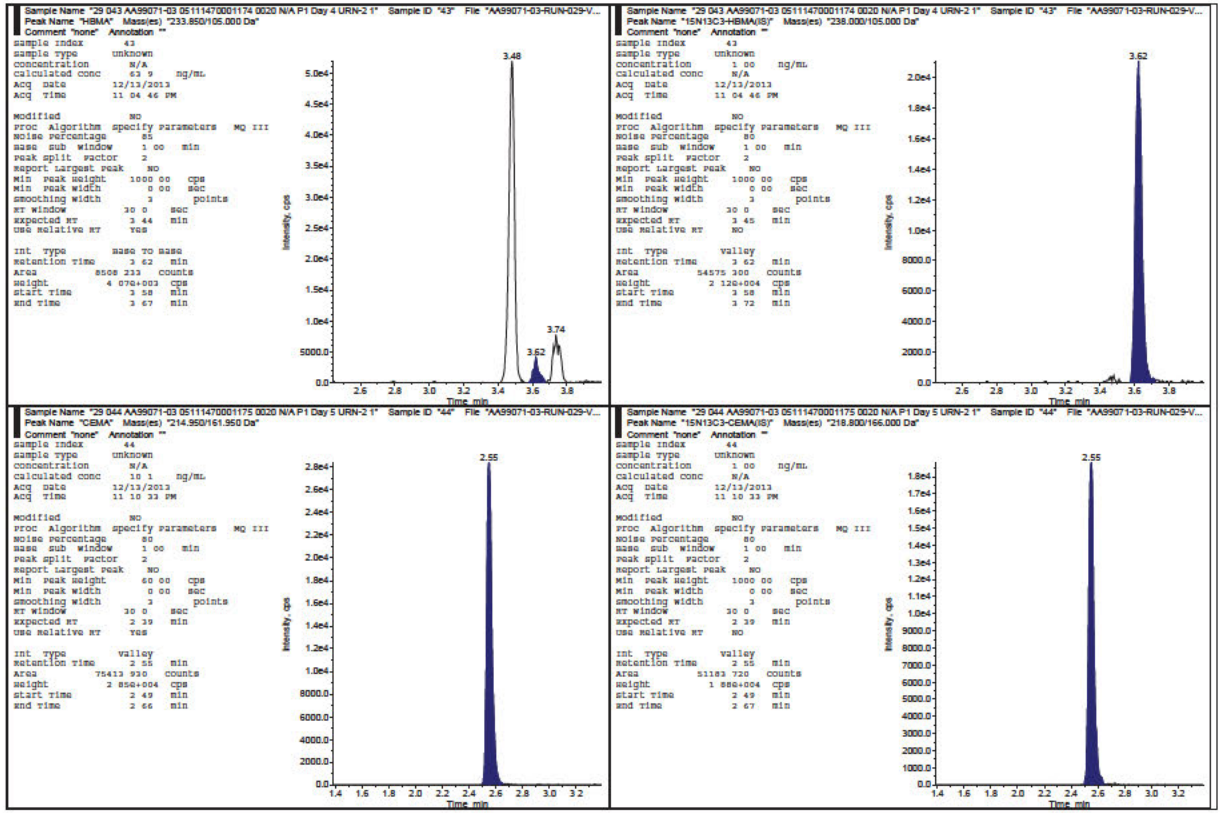

3-HPMA, HBMA, and CEMA in Human Urine
Celerion Study AA99071-03

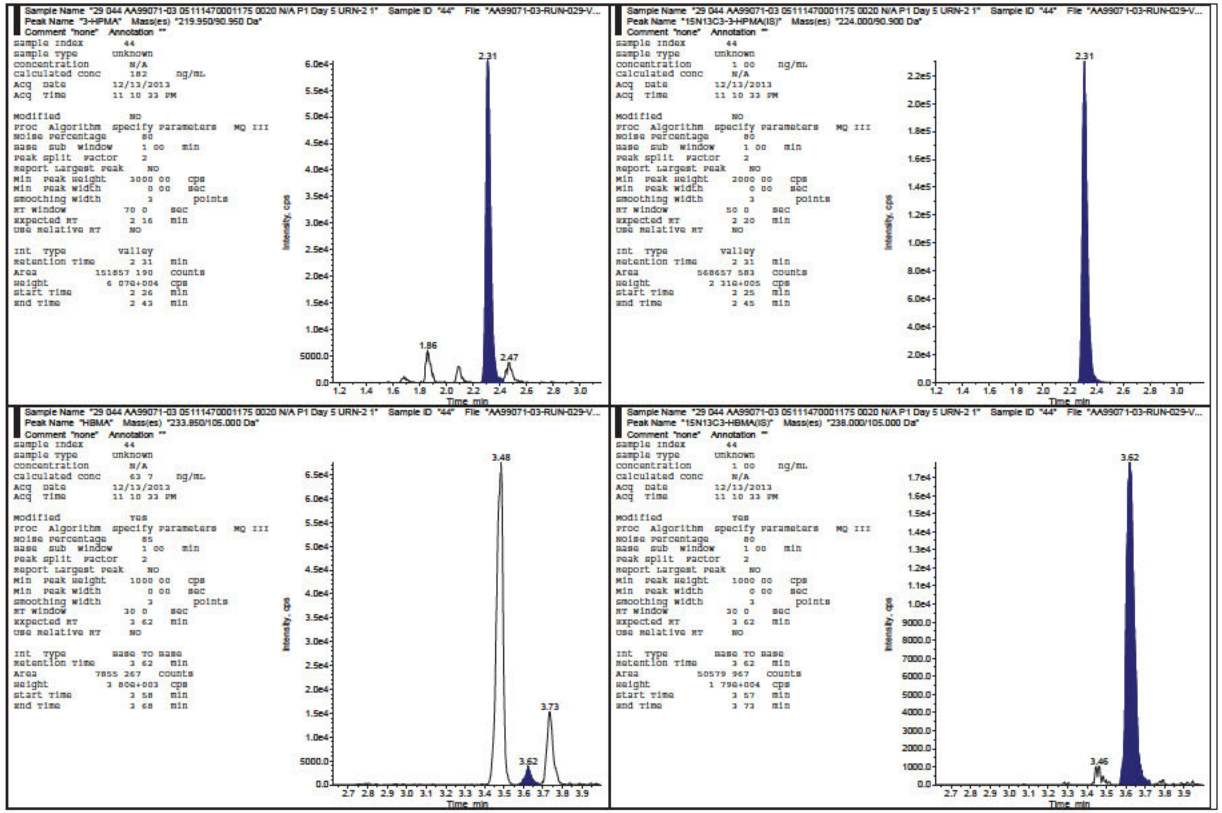

3-HPMA, HBMA, and CEMA in Human Urine
Celerion Study AA99071-03

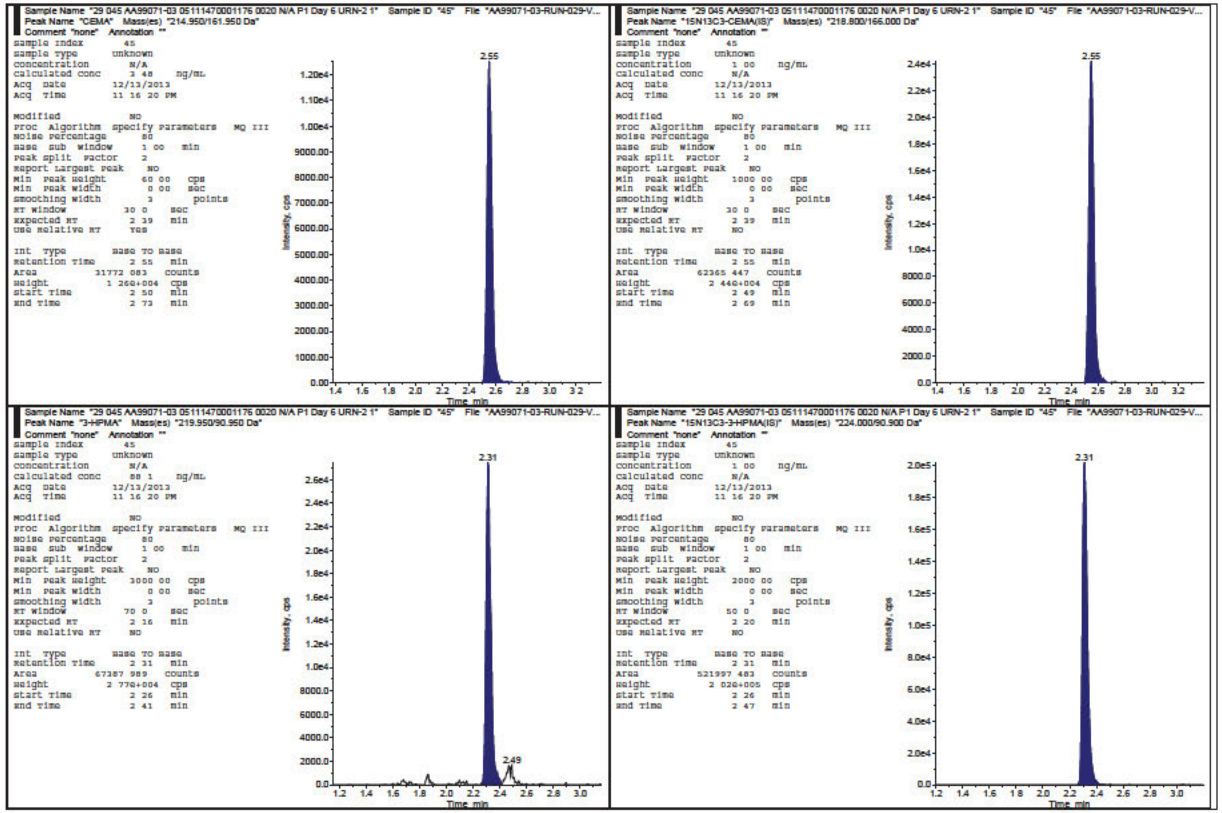

3-HPMA, HBMA, and CEMA in Human Urine
Celerion Study AA99071-03

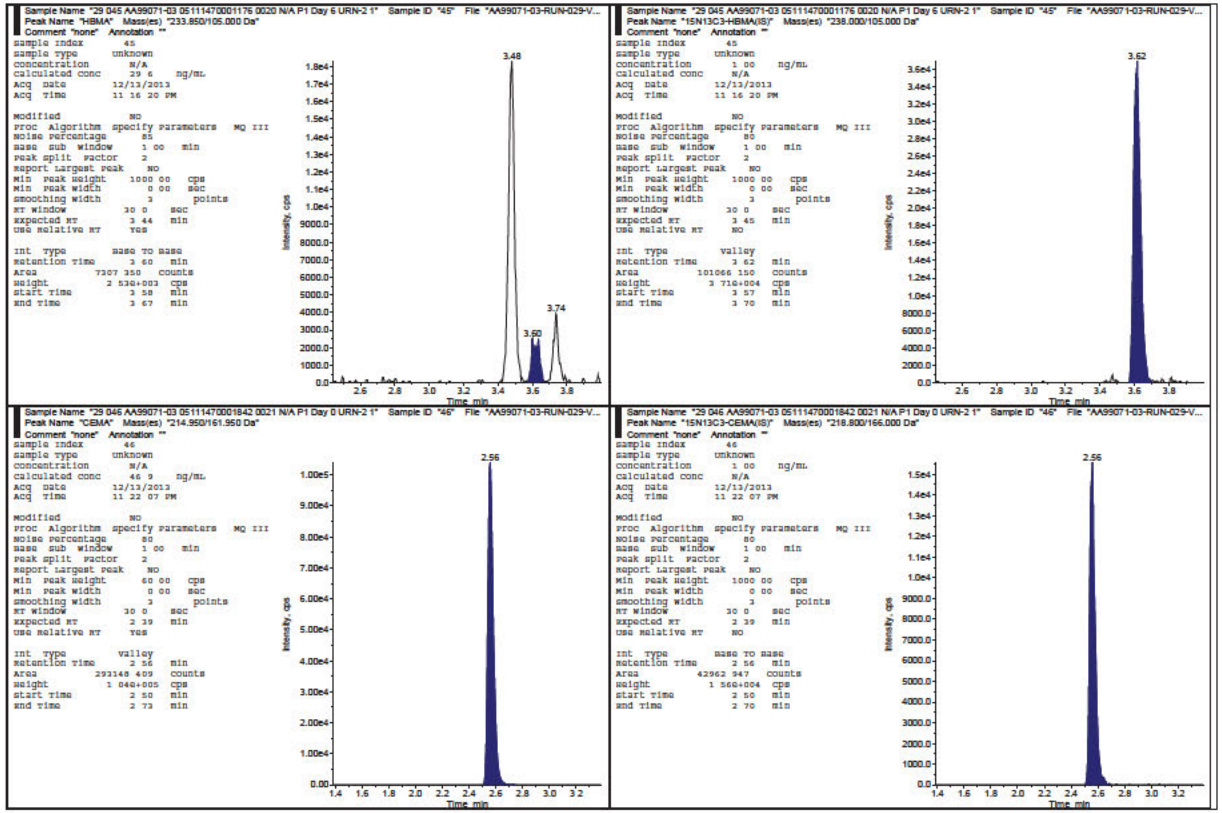

3-HPMA, HBMA, and CEMA in Human Urine
Celerion Study AA99071-03

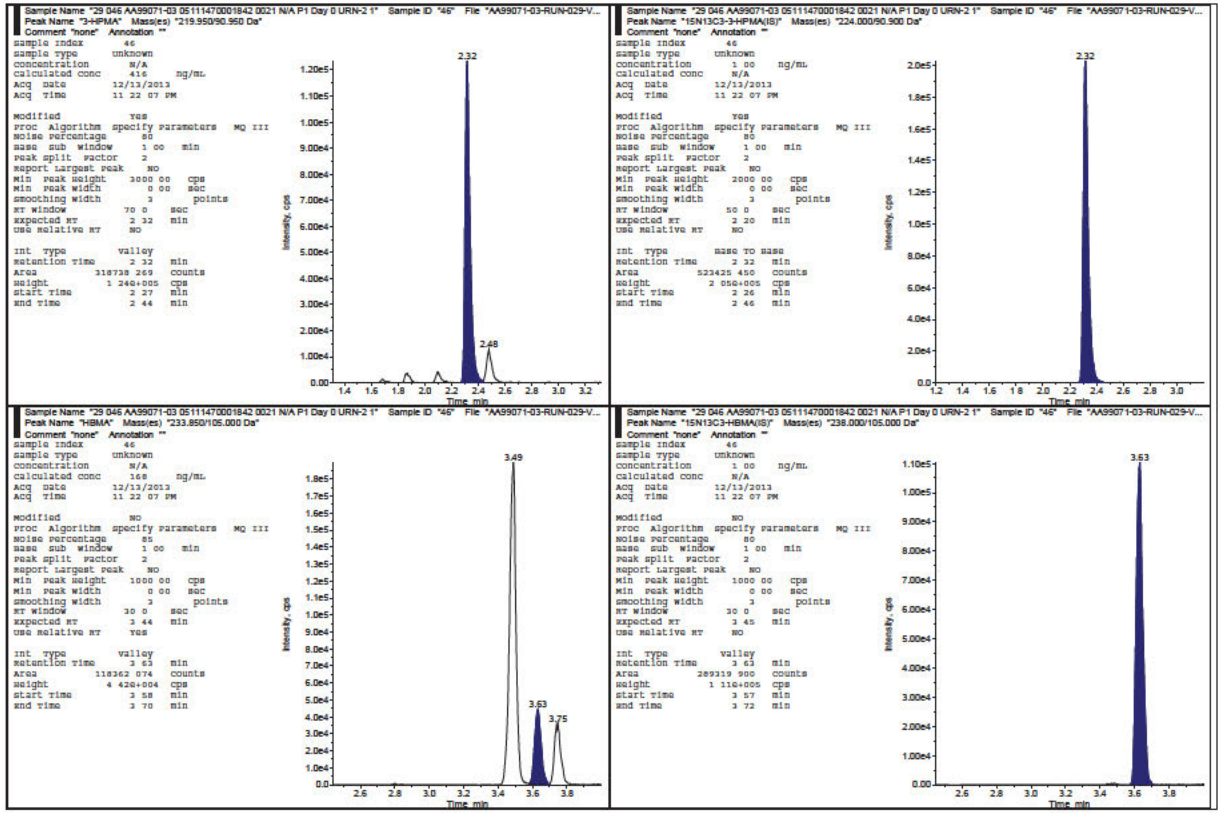

3-HPMA, HBMA, and CEMA in Human Urine
Celerion Study AA99071-03

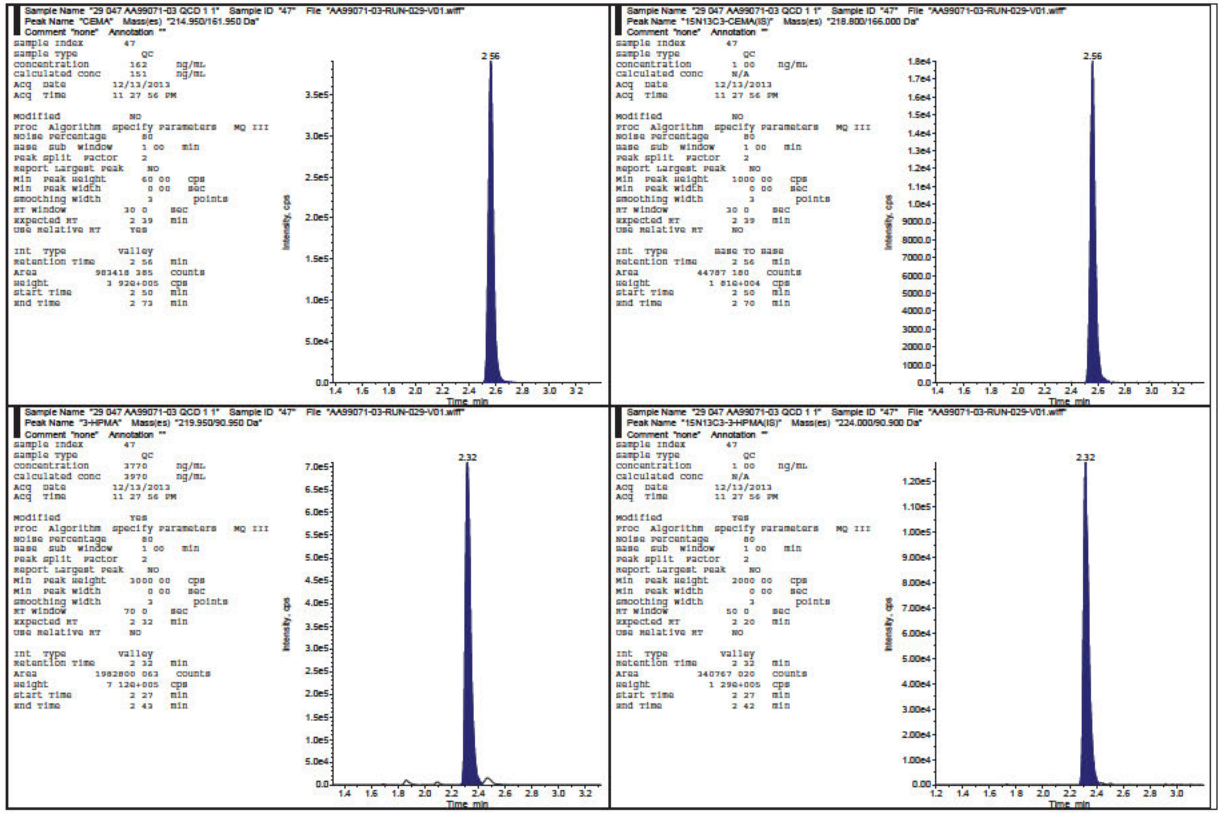

3-HPMA, HBMA, and CEMA in Human Urine
Celerion Study AA99071-03

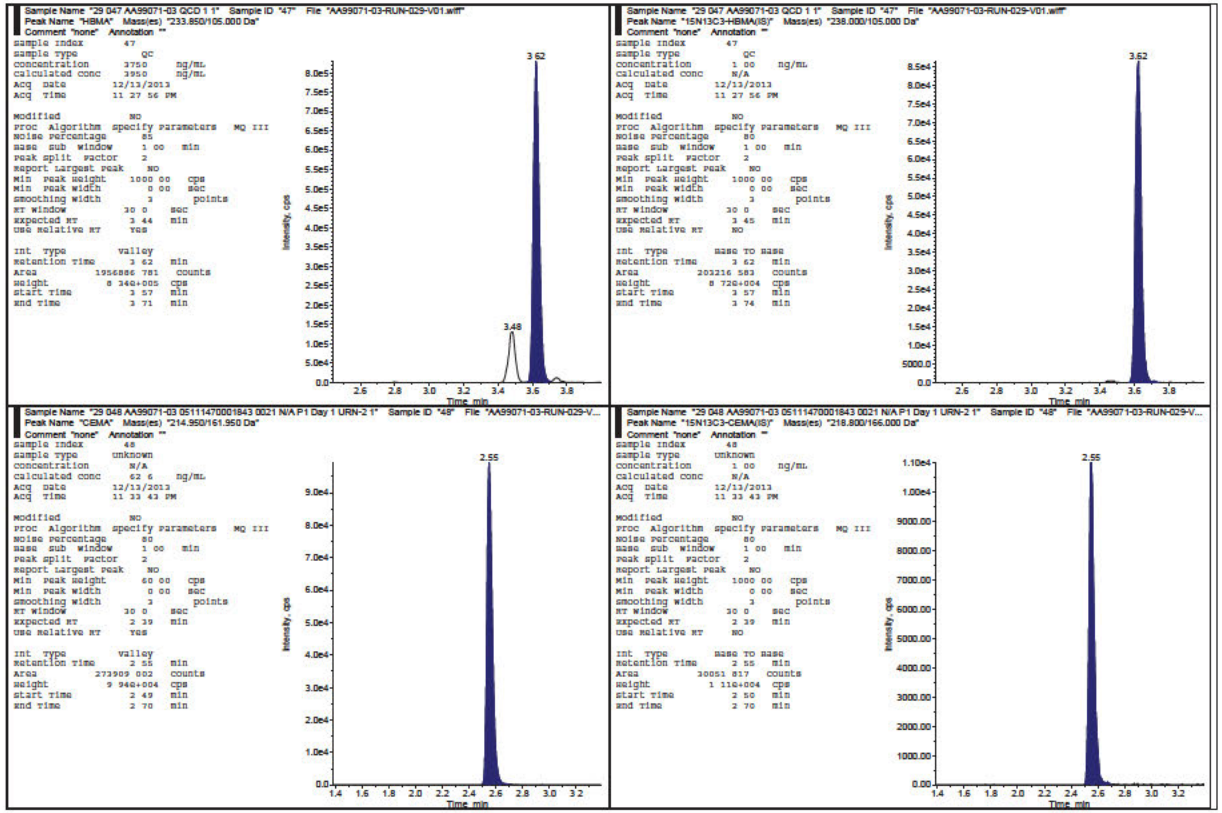

3-HPMA, HBMA, and CEMA in Human Urine
Celerion Study AA99071-03

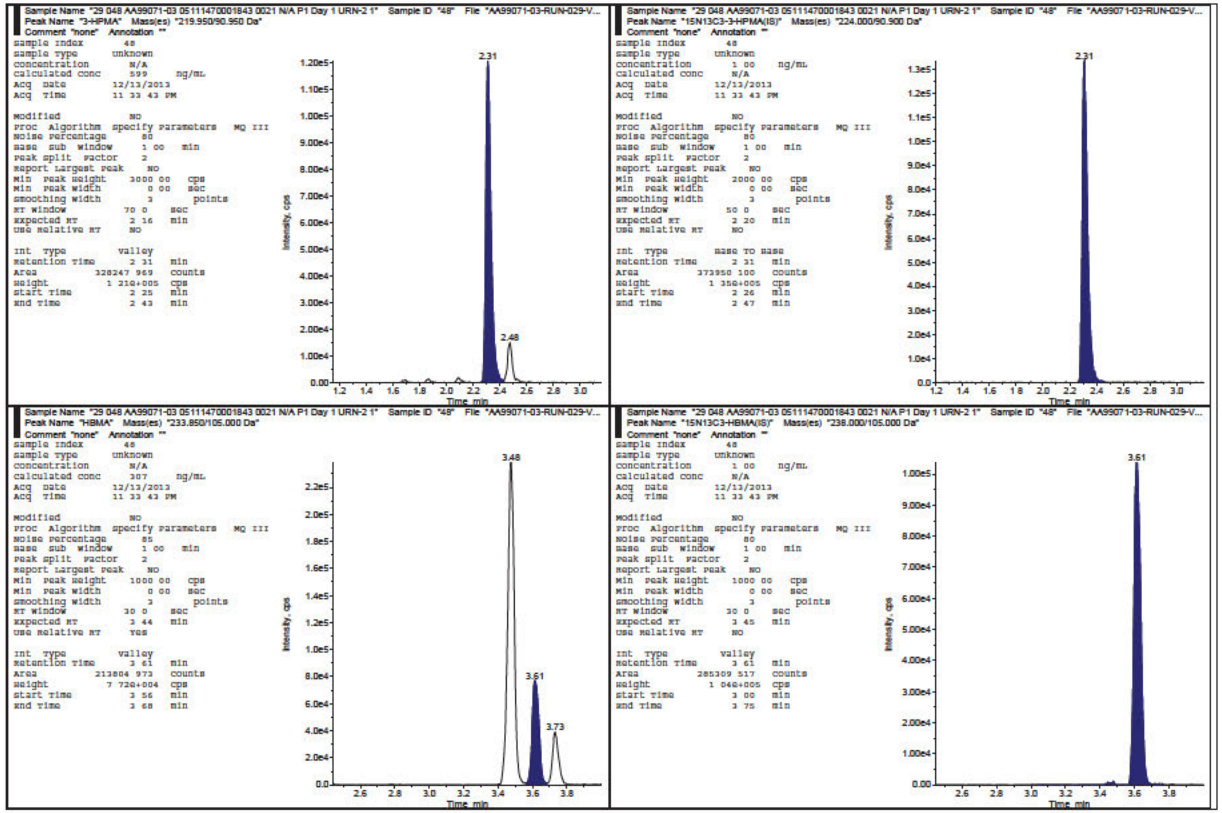

3-HPMA, HBMA, and CEMA in Human Urine
Celerion Study AA99071-03

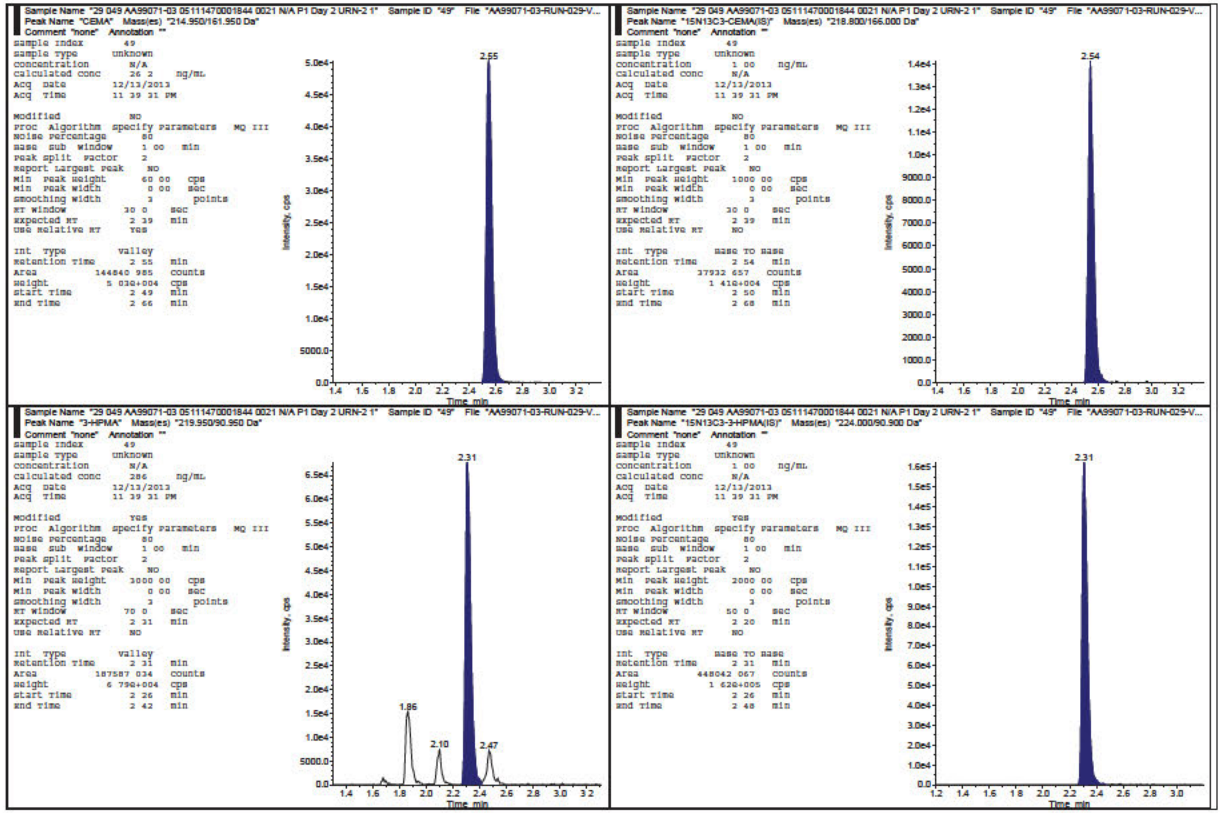

3-HPMA, HBMA, and CEMA in Human Urine
Celerion Study AA99071-03

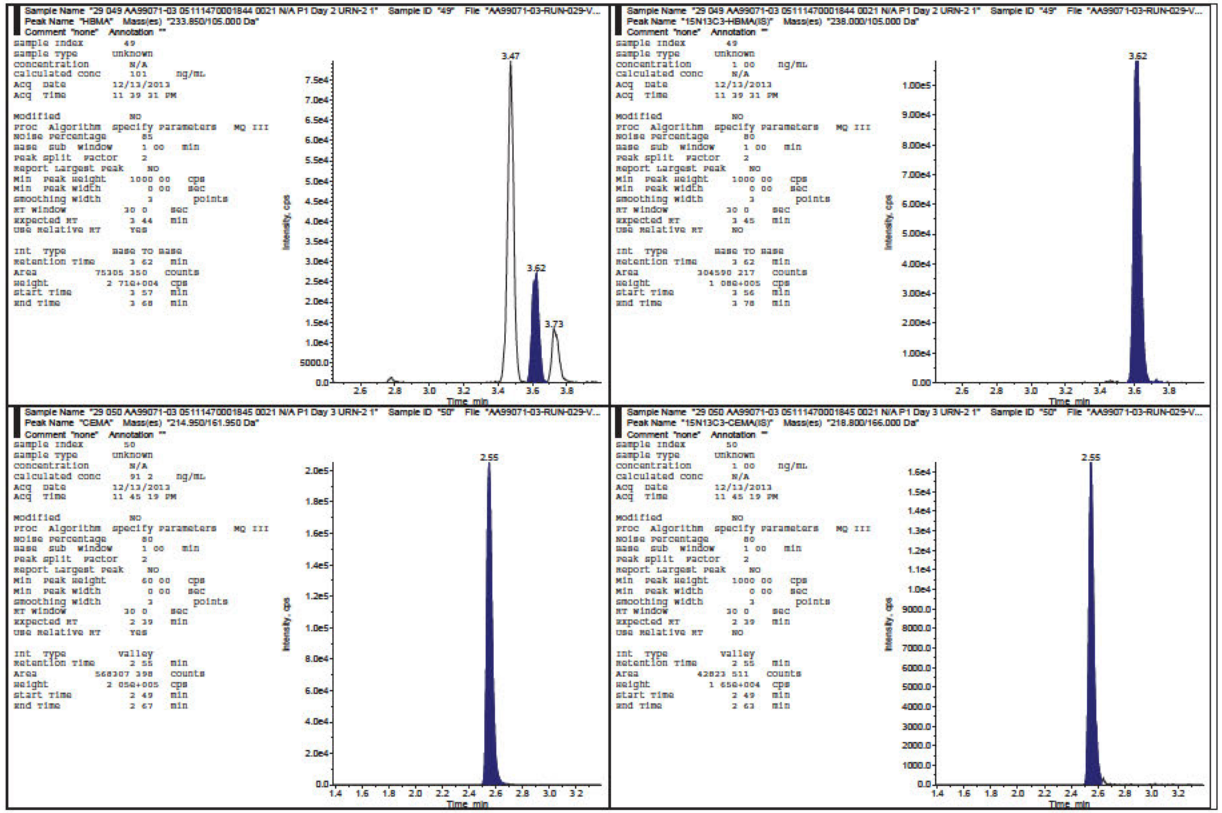

3-HPMA, HBMA, and CEMA in Human Urine
Celerion Study AA99071-03

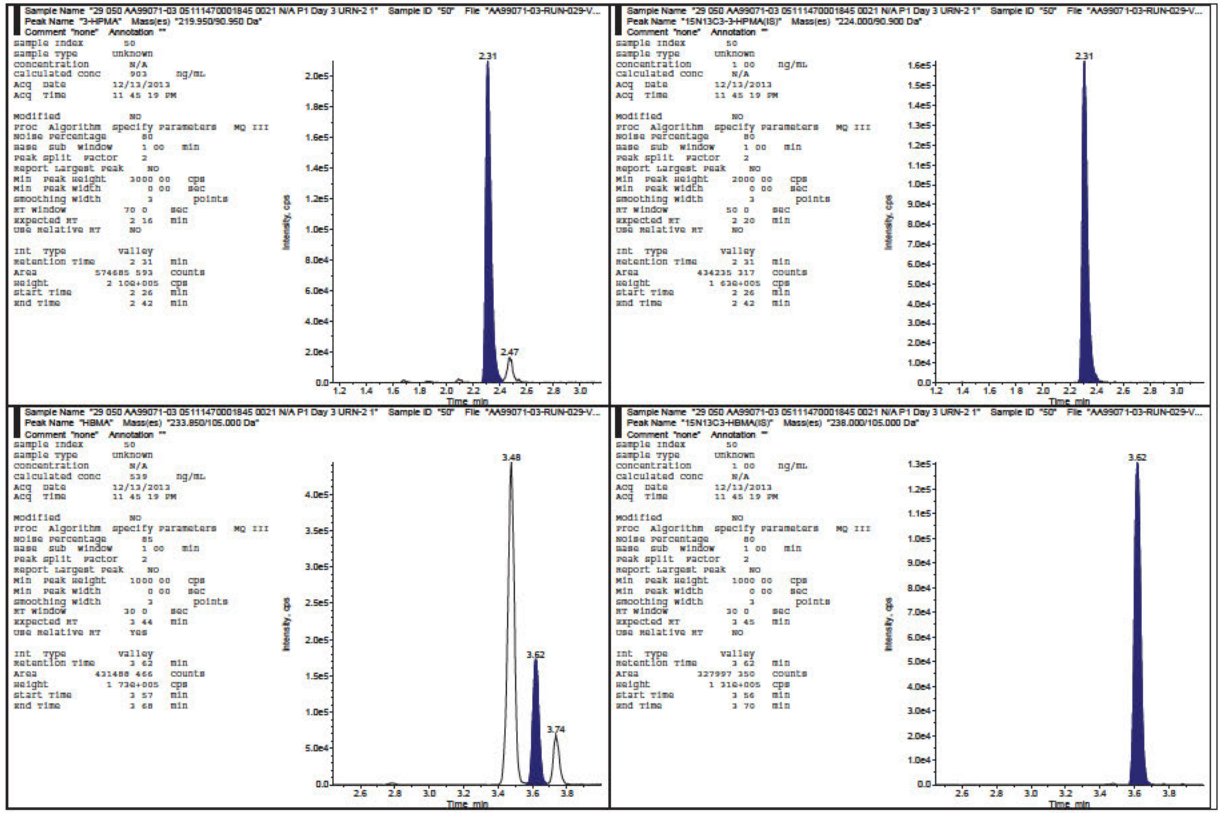

3-HPMA, HBMA, and CEMA in Human Urine
Celerion Study AA99071-03

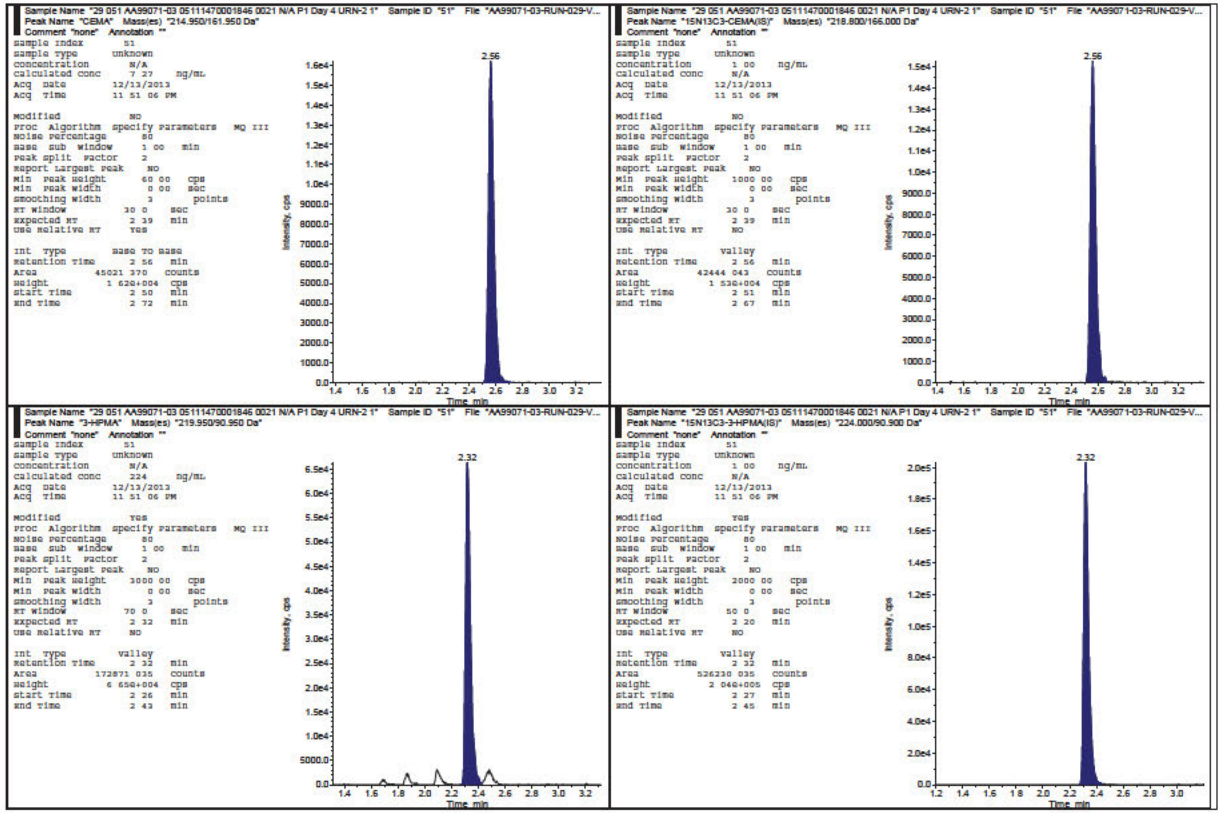

3-HPMA, HBMA, and CEMA in Human Urine
Celerion Study AA99071-03

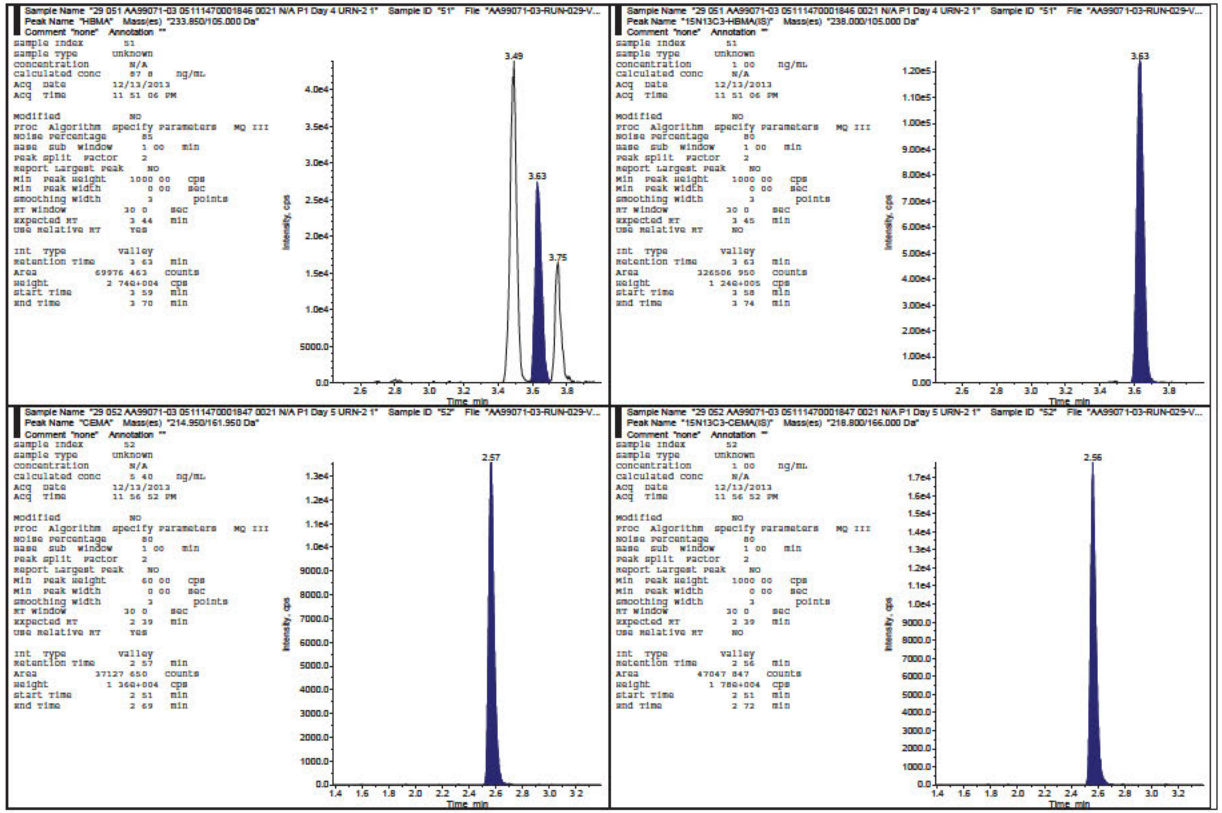

3-HPMA, HBMA, and CEMA in Human Urine
Celerion Study AA99071-03

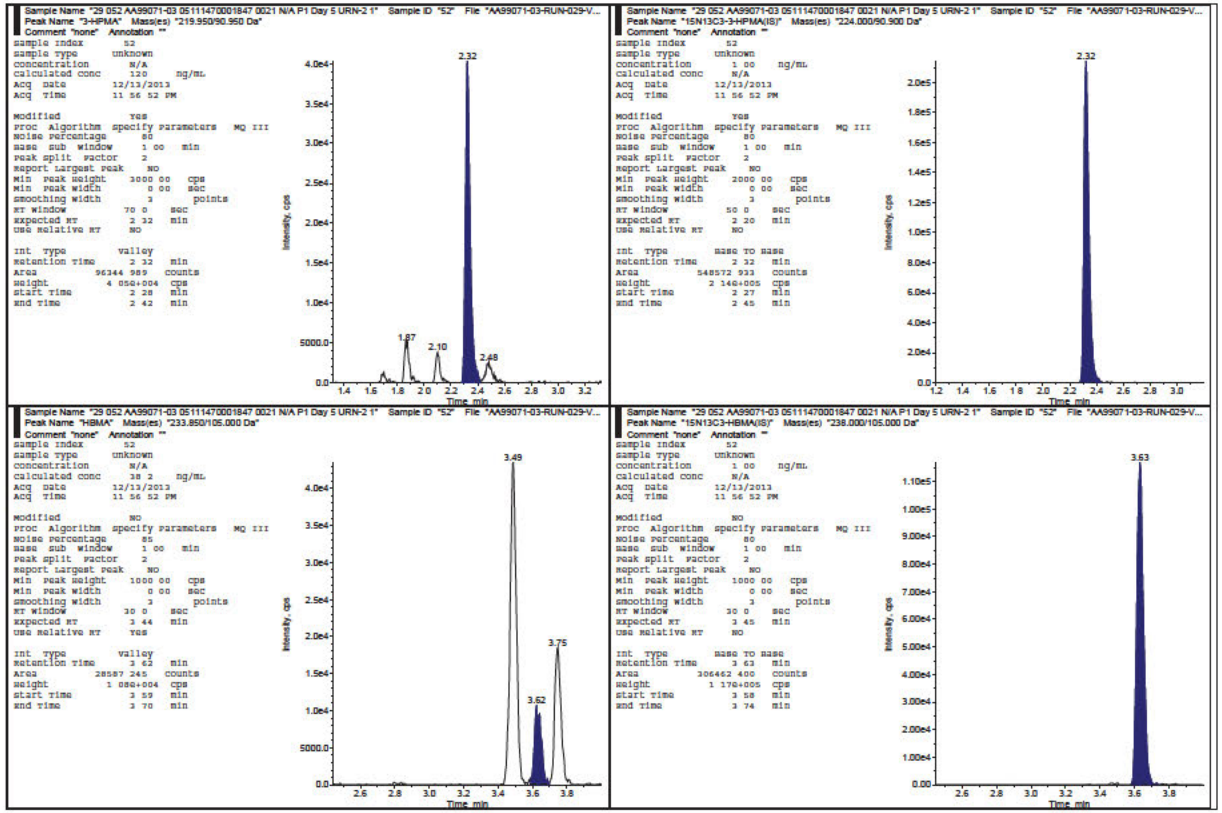

3-HPMA, HBMA, and CEMA in Human Urine
Celerion Study AA99071-03

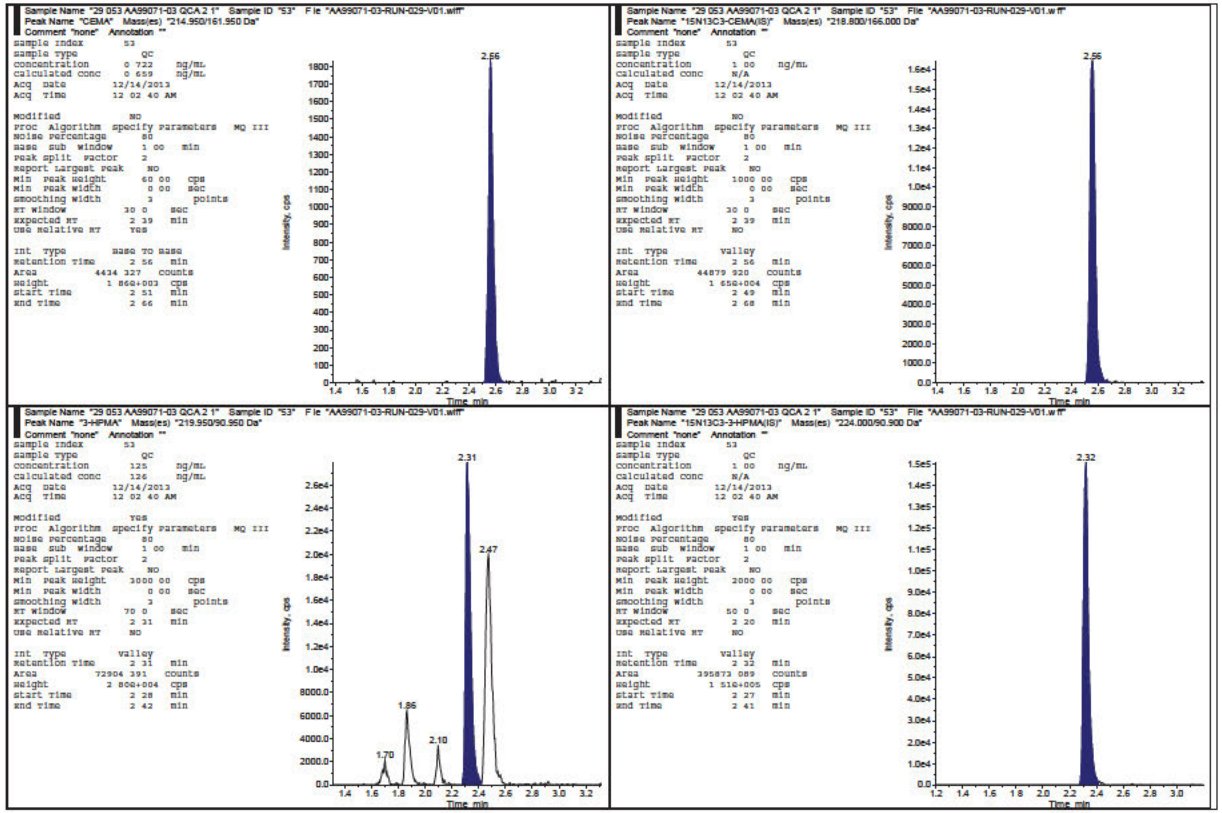

3-HPMA, HBMA, and CEMA in Human Urine
Celerion Study AA99071-03

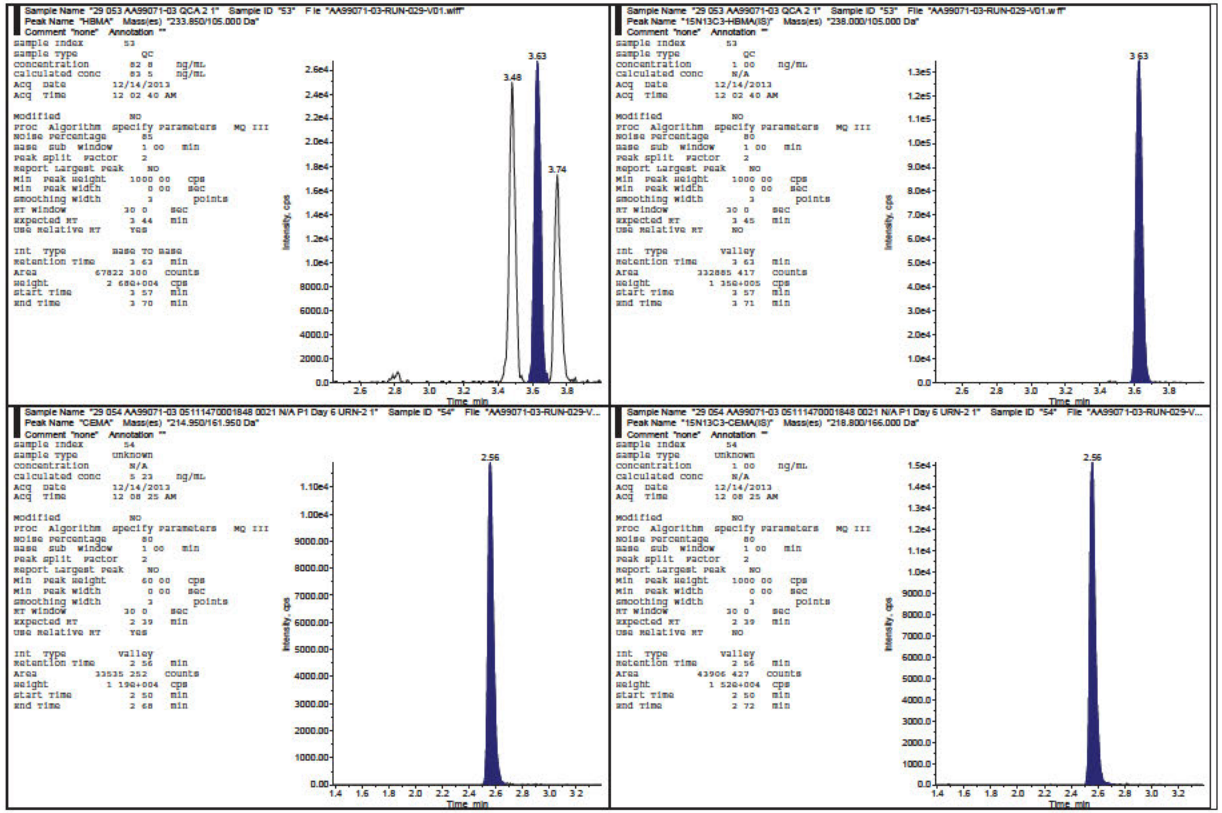

3-HPMA, HBMA, and CEMA in Human Urine
Celerion Study AA99071-03

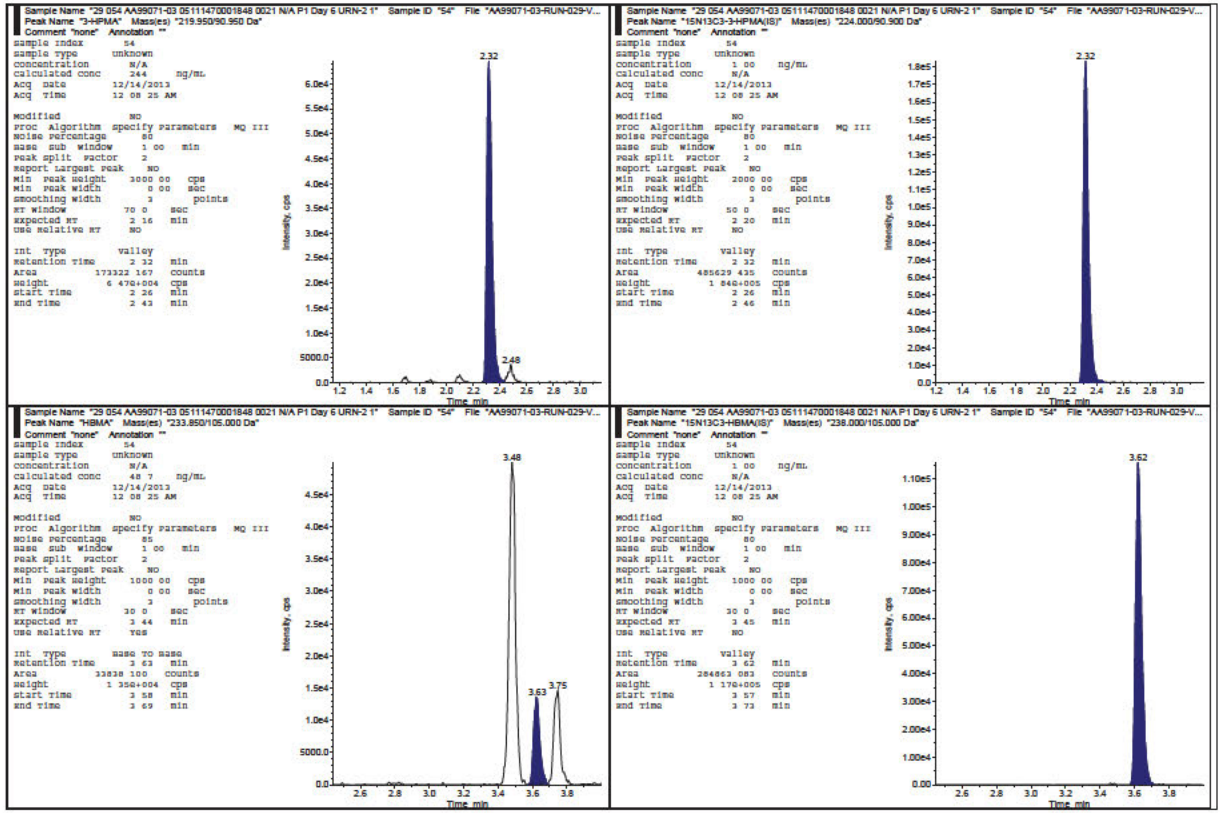

3-HPMA, HBMA, and CEMA in Human Urine
Celerion Study AA99071-03

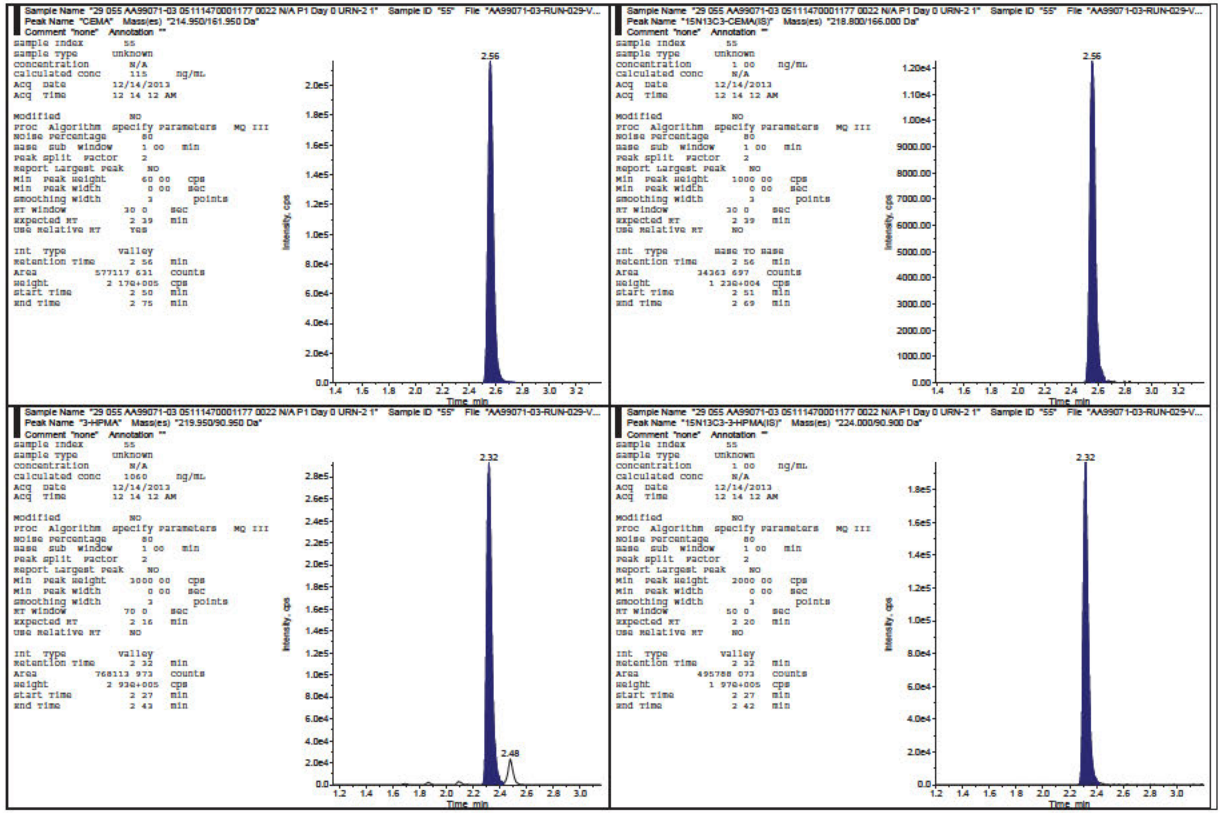

3-HPMA, HBMA, and CEMA in Human Urine
Celerion Study AA99071-03

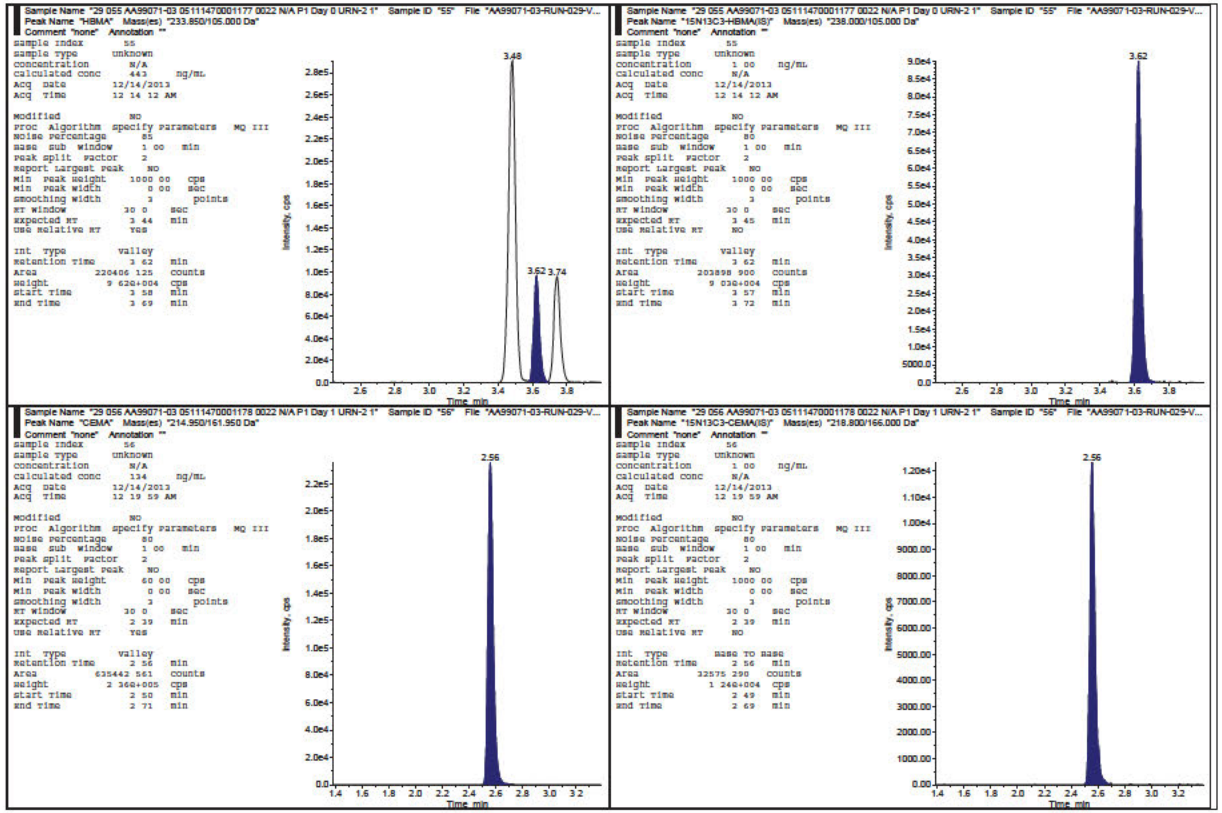

3-HPMA, HBMA, and CEMA in Human Urine
Celerion Study AA99071-03

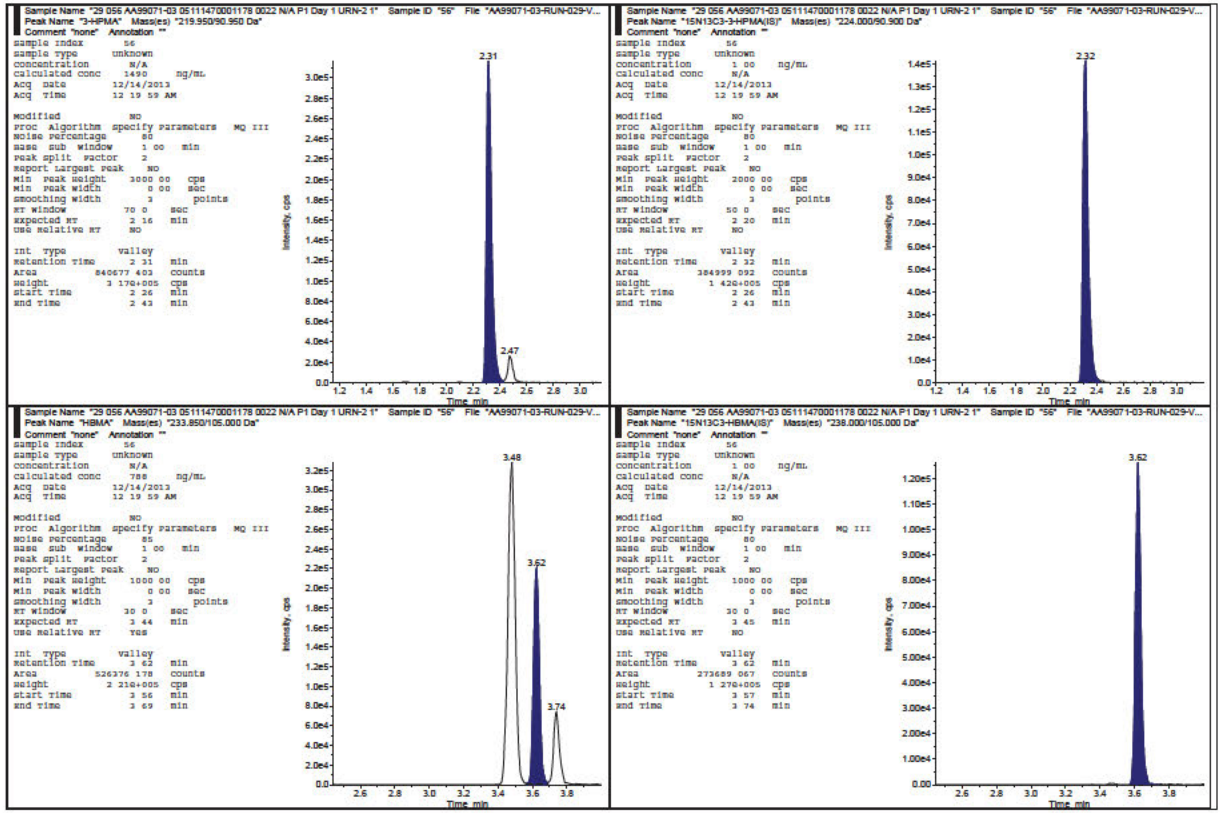

3-HPMA, HBMA, and CEMA in Human Urine
Celerion Study AA99071-03

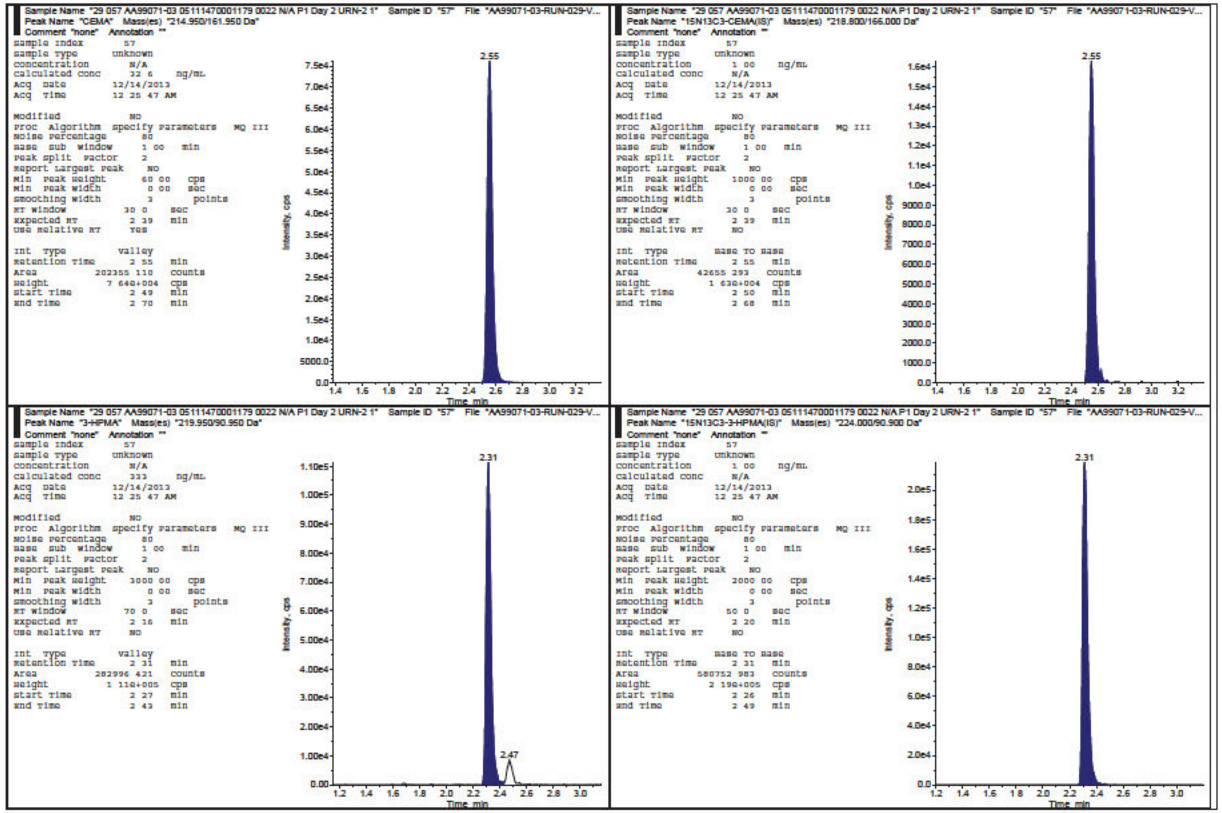

3-HPMA, HBMA, and CEMA in Human Urine
Celerion Study AA99071-03

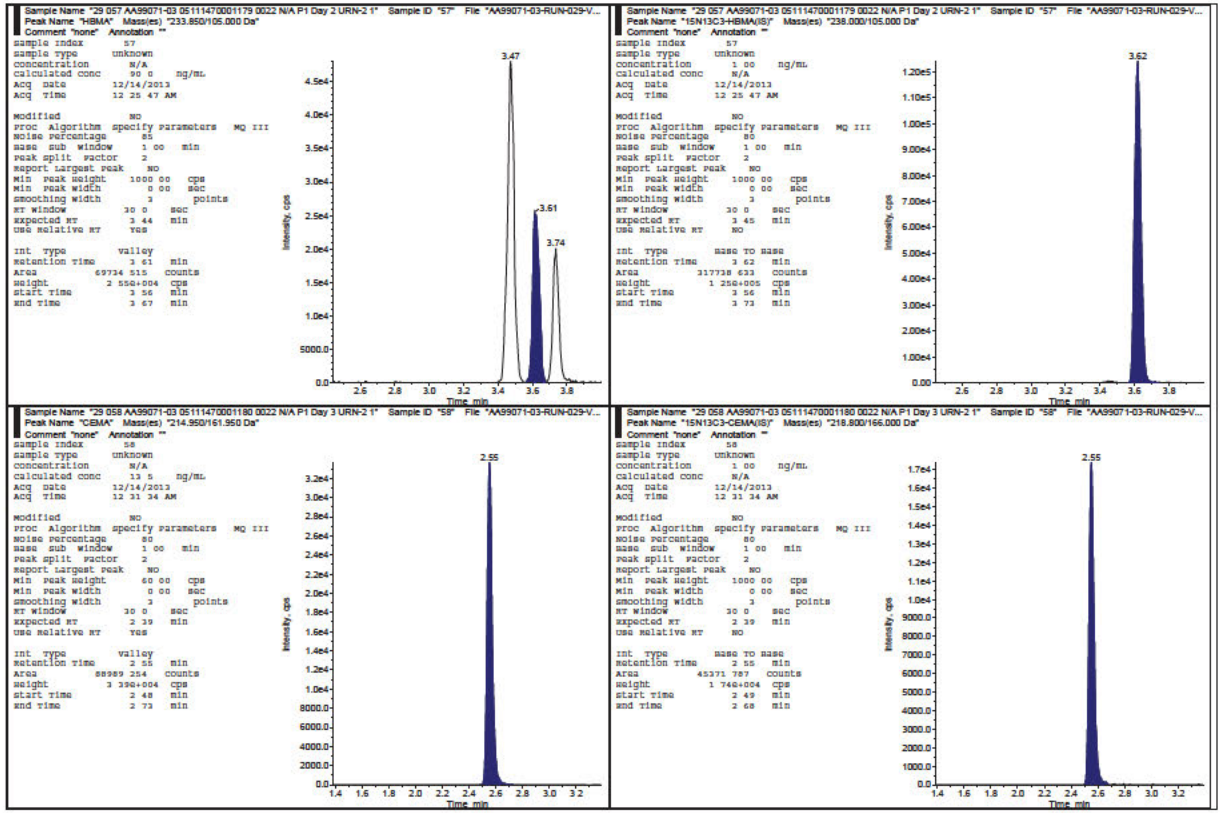

3-HPMA, HBMA, and CEMA in Human Urine
Celerion Study AA99071-03

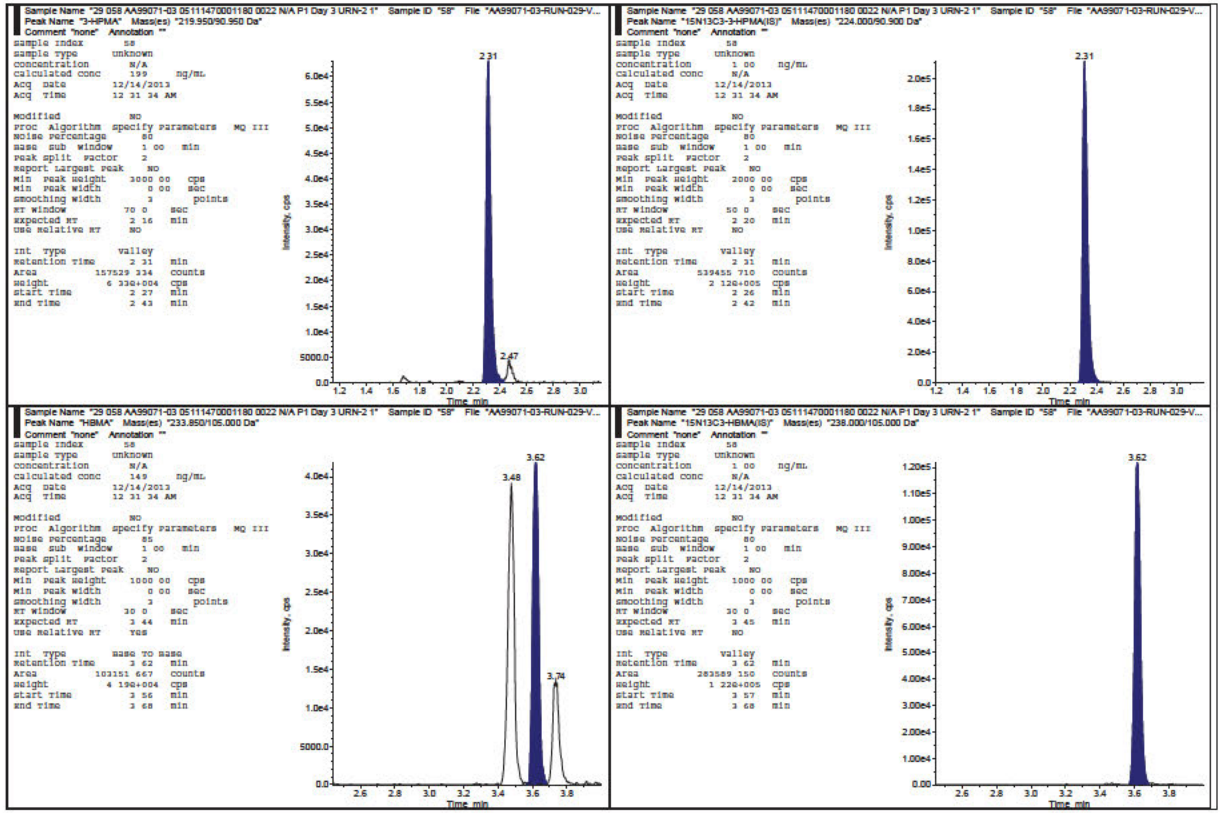

3-HPMA, HBMA, and CEMA in Human Urine
Celerion Study AA99071-03

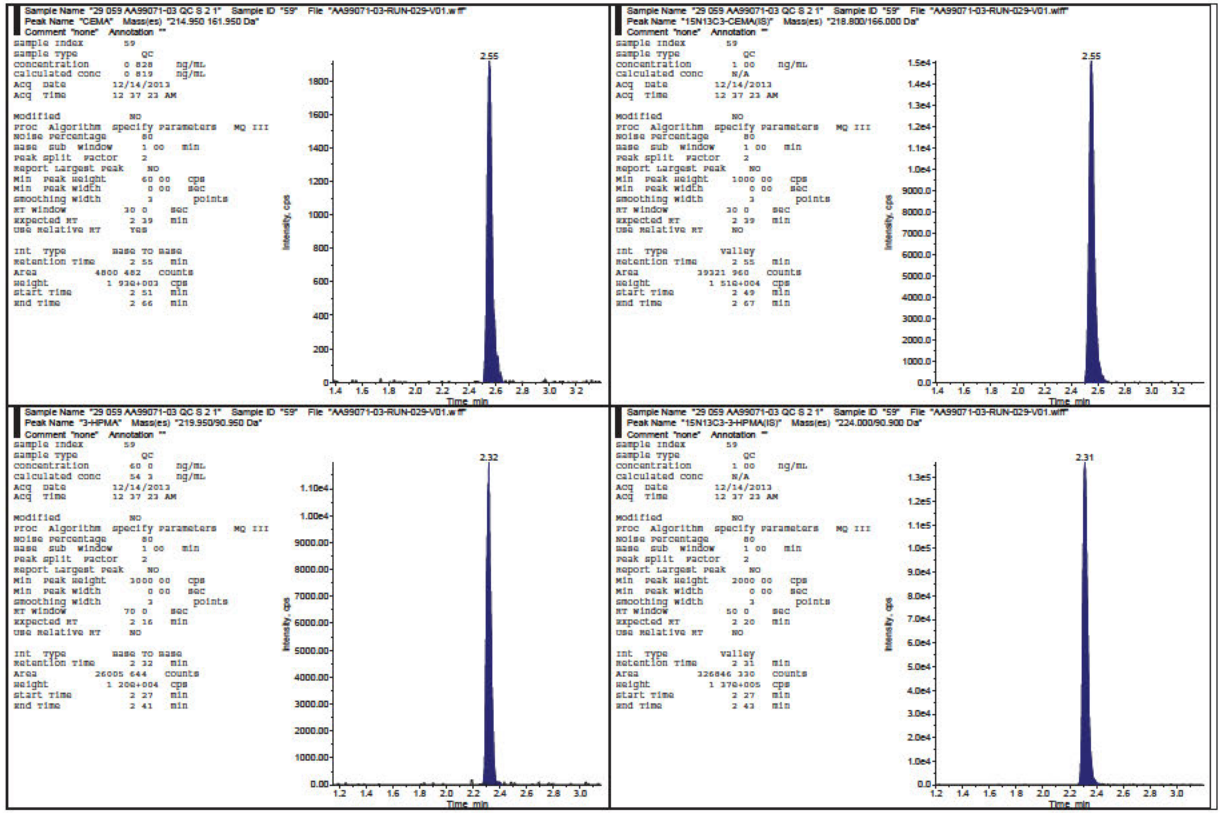

3-HPMA, HBMA, and CEMA in Human Urine
Celerion Study AA99071-03

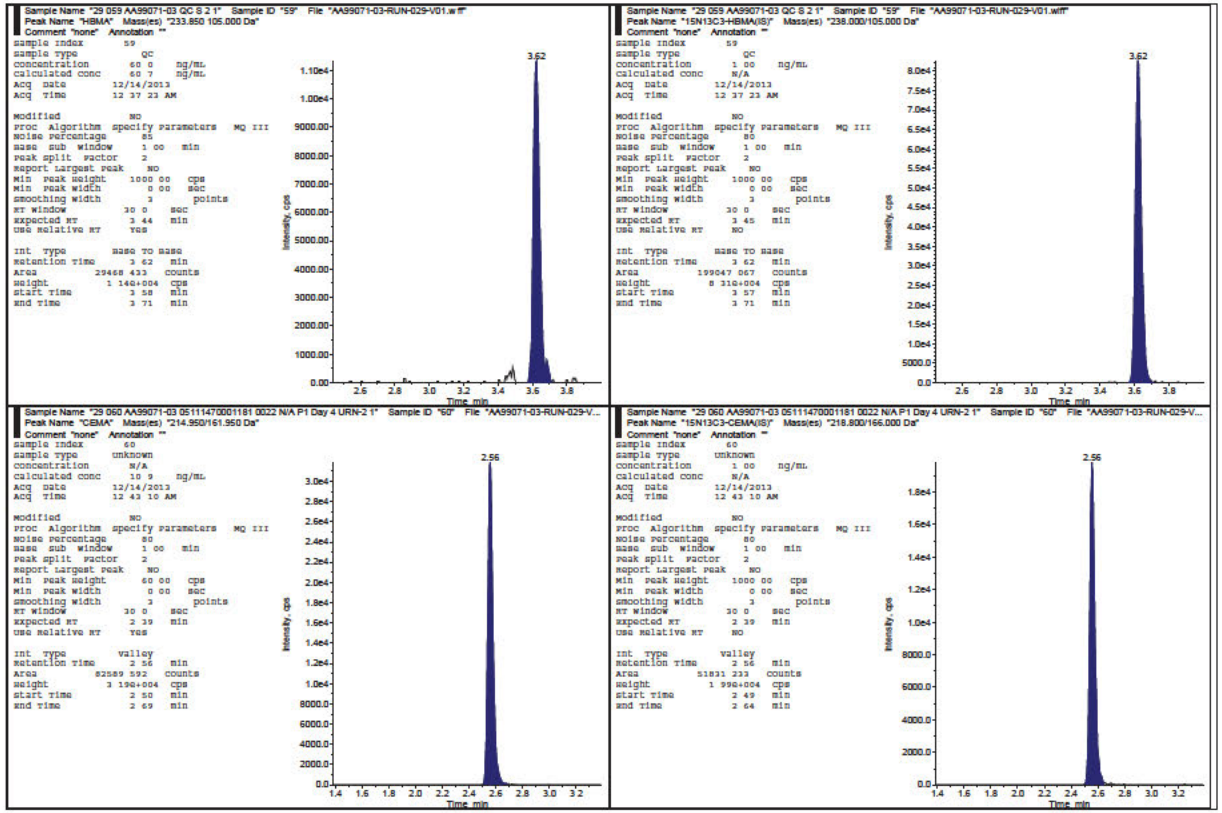

3-HPMA, HBMA, and CEMA in Human Urine
Celerion Study AA99071-03

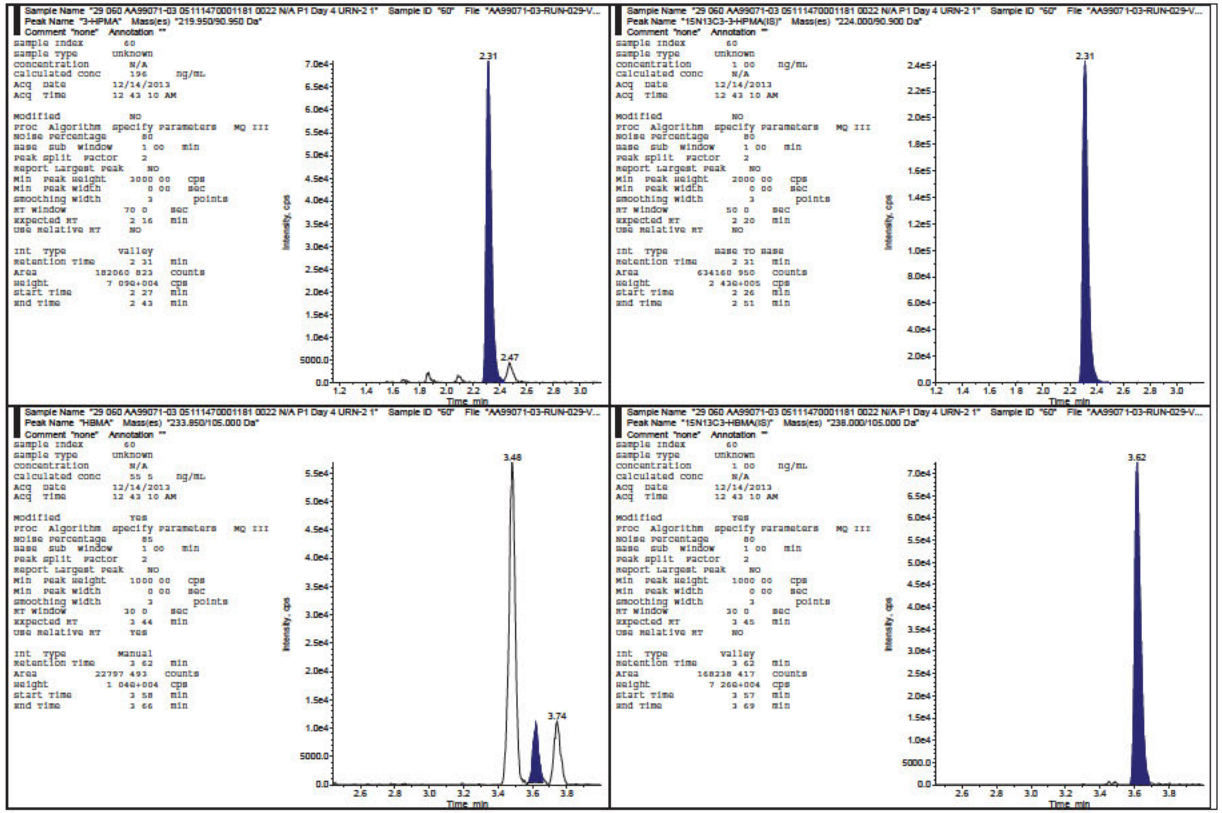

3-HPMA, HBMA, and CEMA in Human Urine
Celerion Study AA99071-03

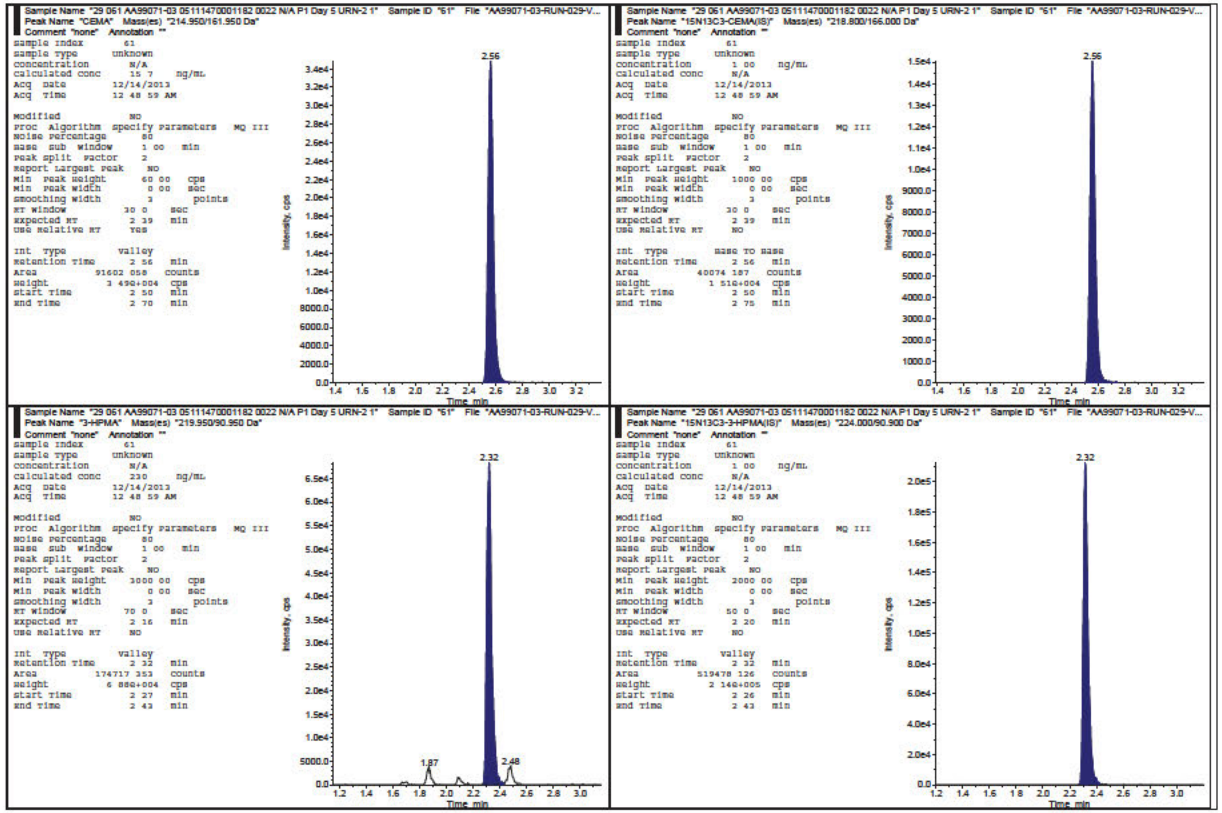

3-HPMA, HBMA, and CEMA in Human Urine
Celerion Study AA99071-03

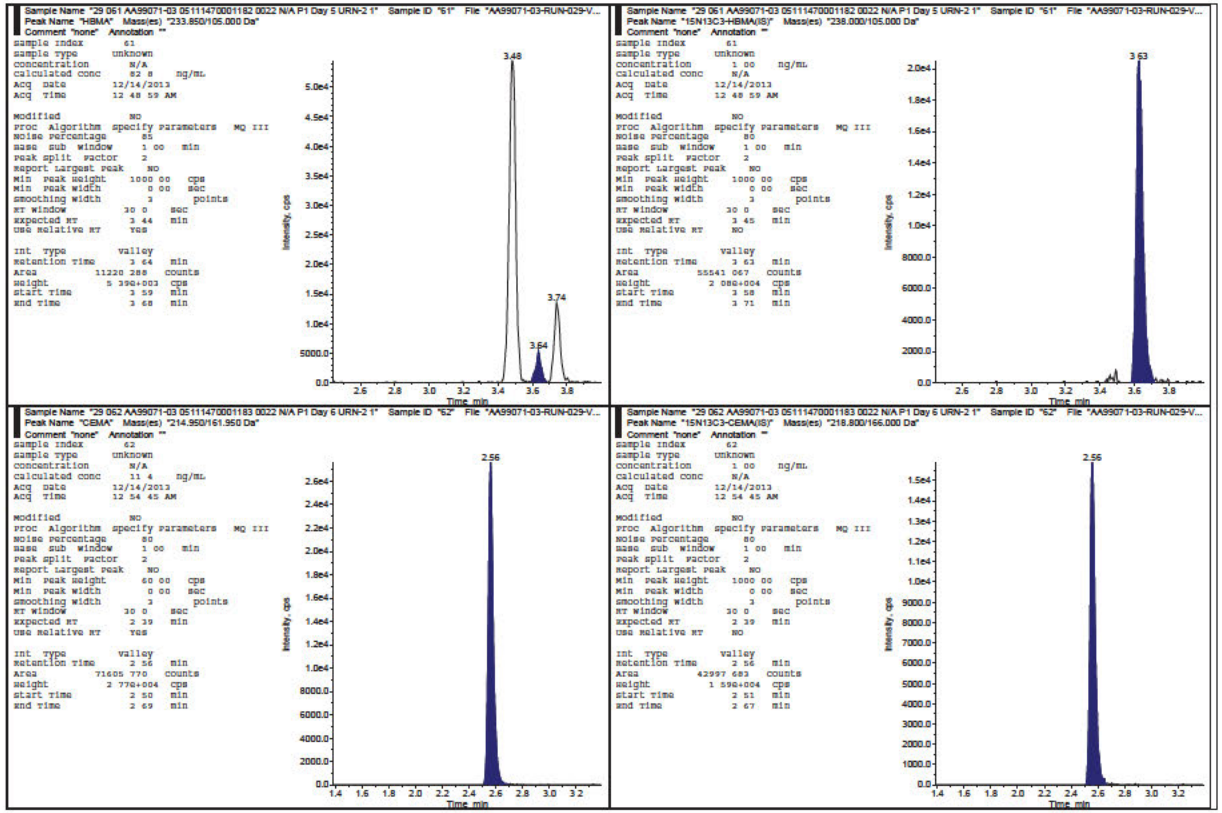

3-HPMA, HBMA, and CEMA in Human Urine
Celerion Study AA99071-03

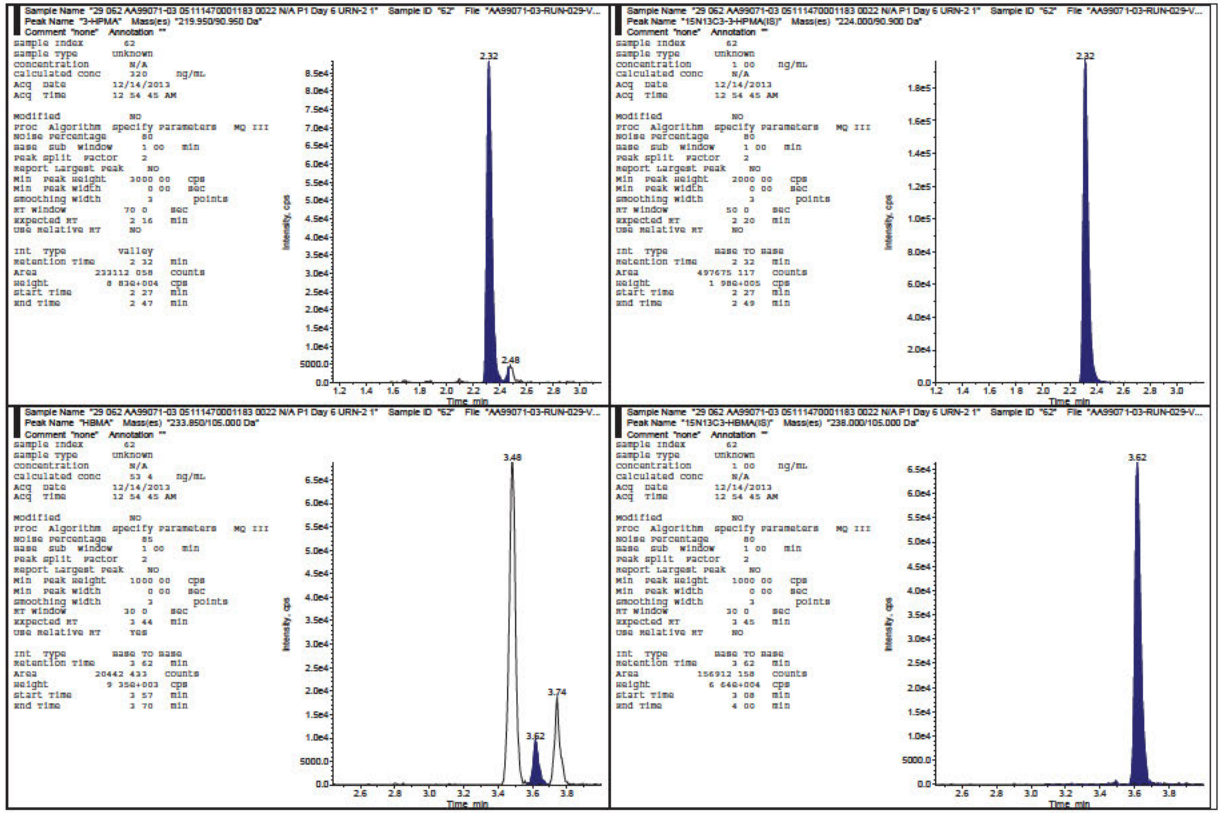

3-HPMA, HBMA, and CEMA in Human Urine
Celerion Study AA99071-03

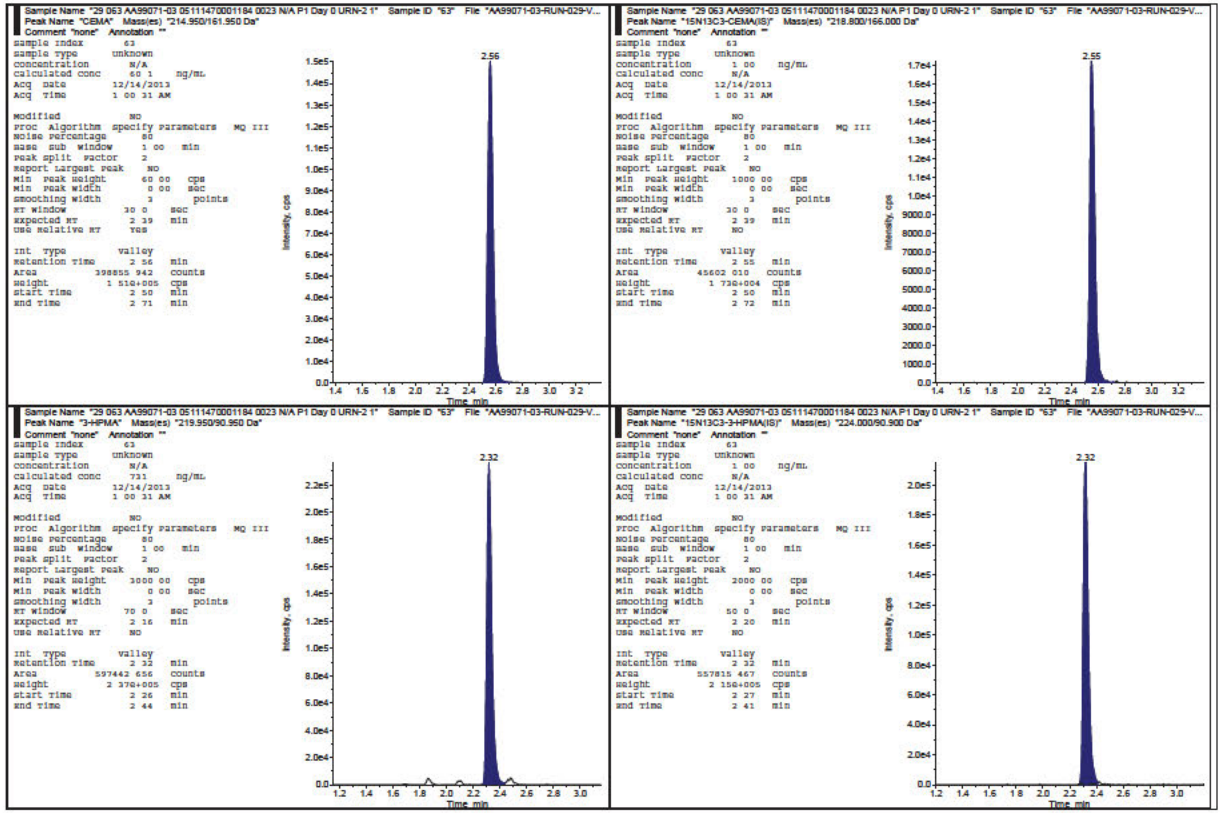

3-HPMA, HBMA, and CEMA in Human Urine
Celerion Study AA99071-03

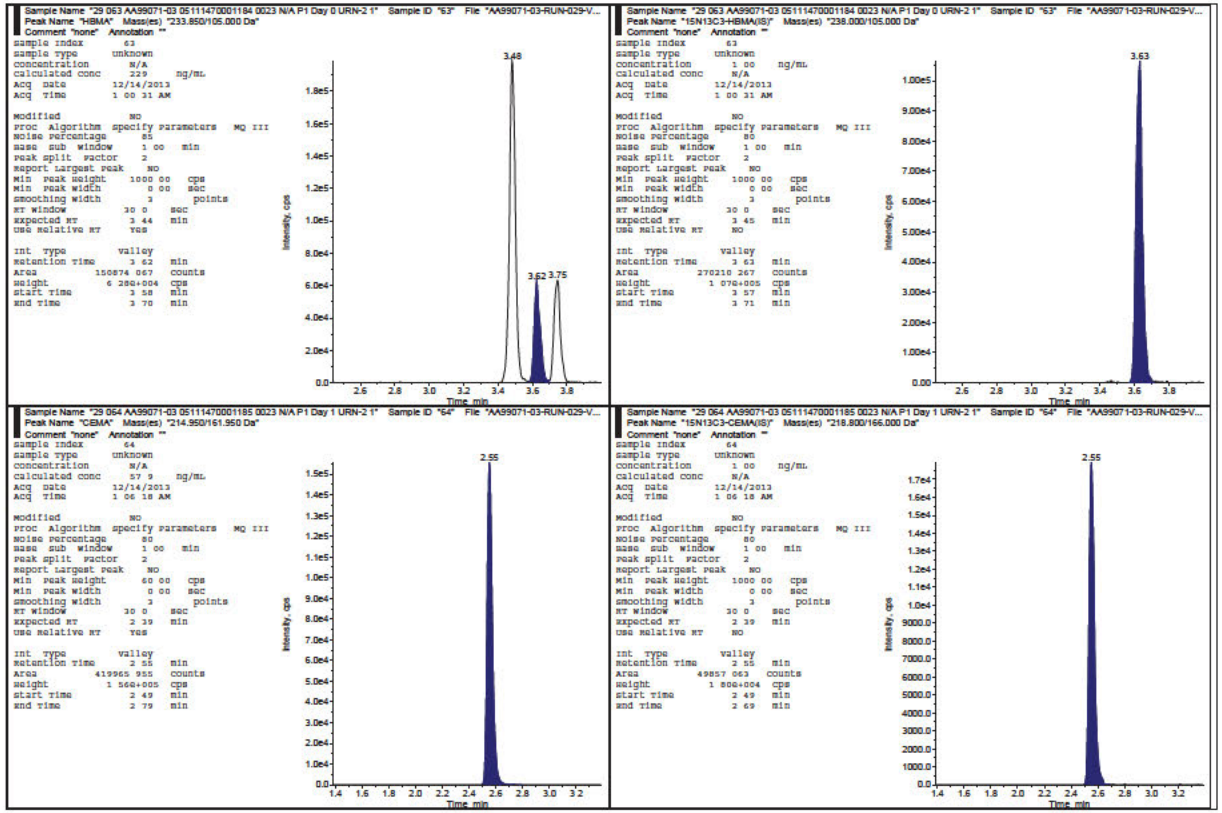

3-HPMA, HBMA, and CEMA in Human Urine
Celerion Study AA99071-03

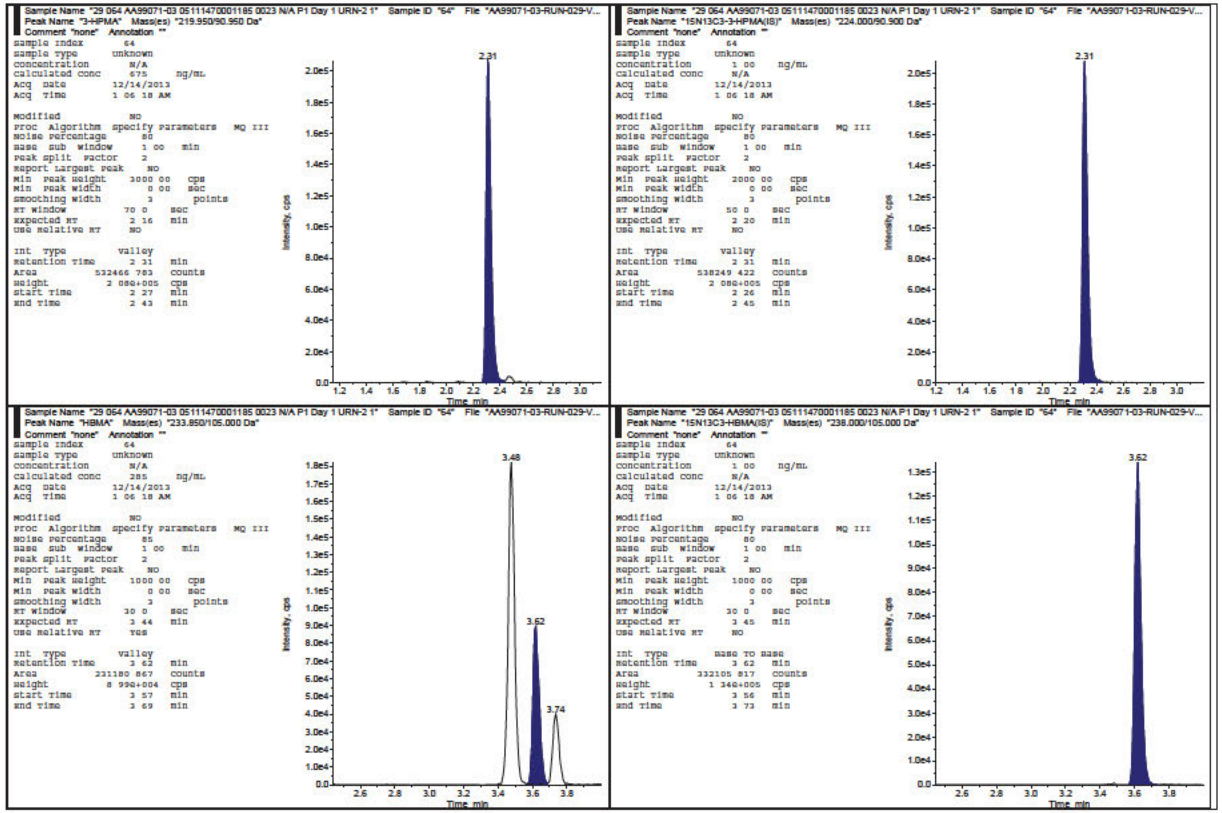

3-HPMA, HBMA, and CEMA in Human Urine
Celerion Study AA99071-03

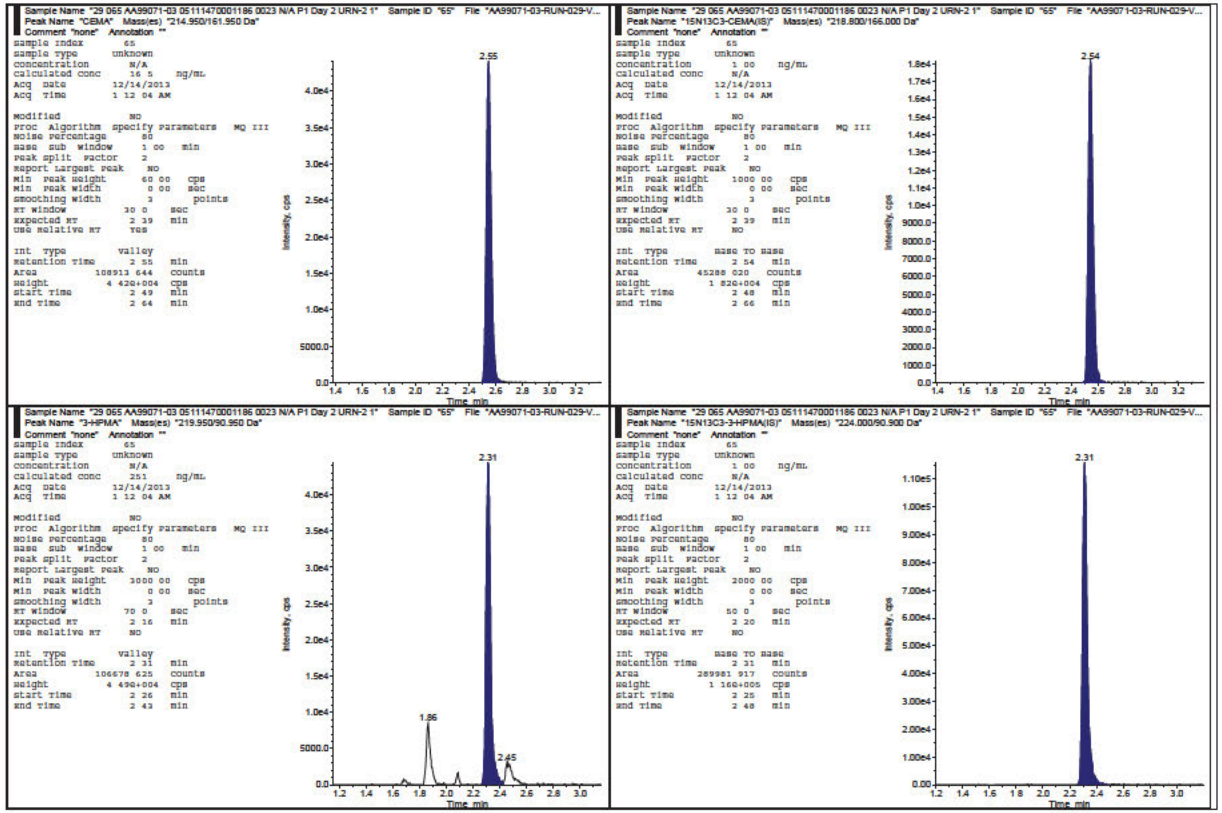

3-HPMA, HBMA, and CEMA in Human Urine
Celerion Study AA99071-03

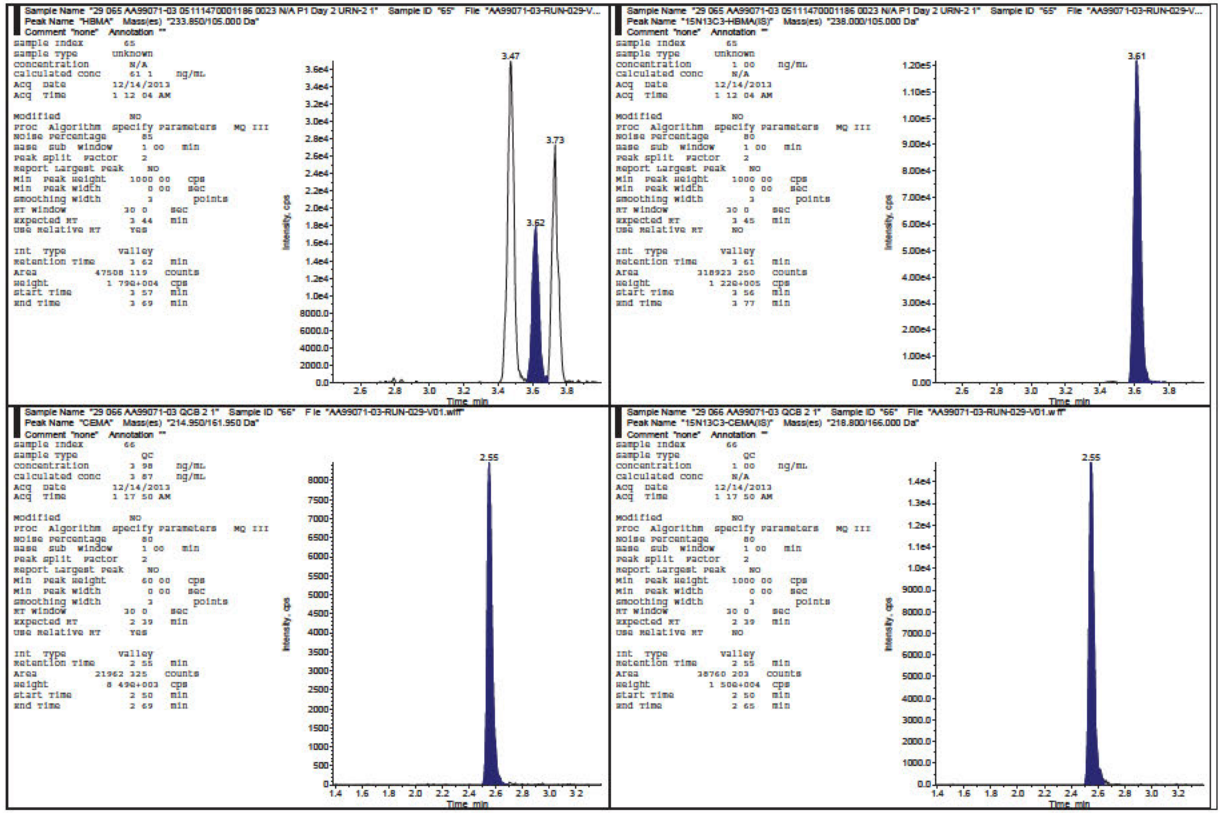

3-HPMA, HBMA, and CEMA in Human Urine
Celerion Study AA99071-03

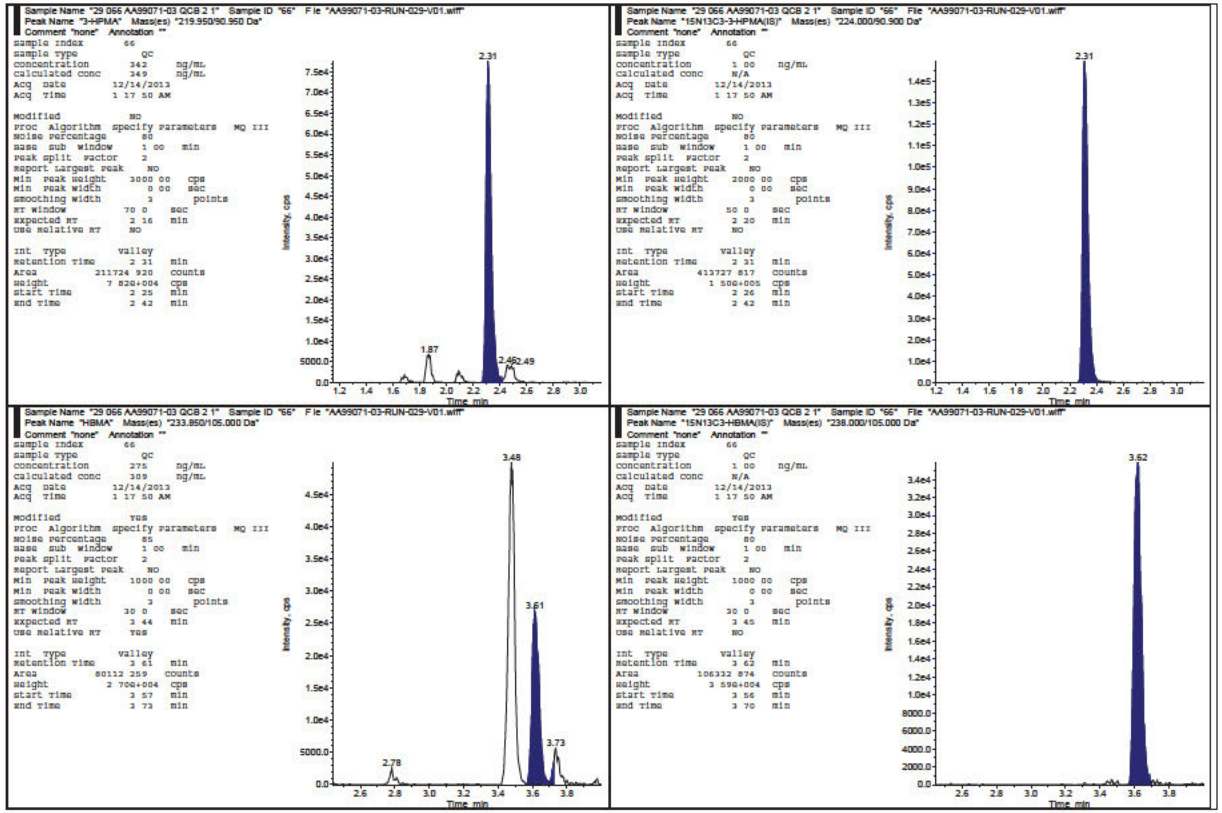

3-HPMA, HBMA, and CEMA in Human Urine
Celerion Study AA99071-03

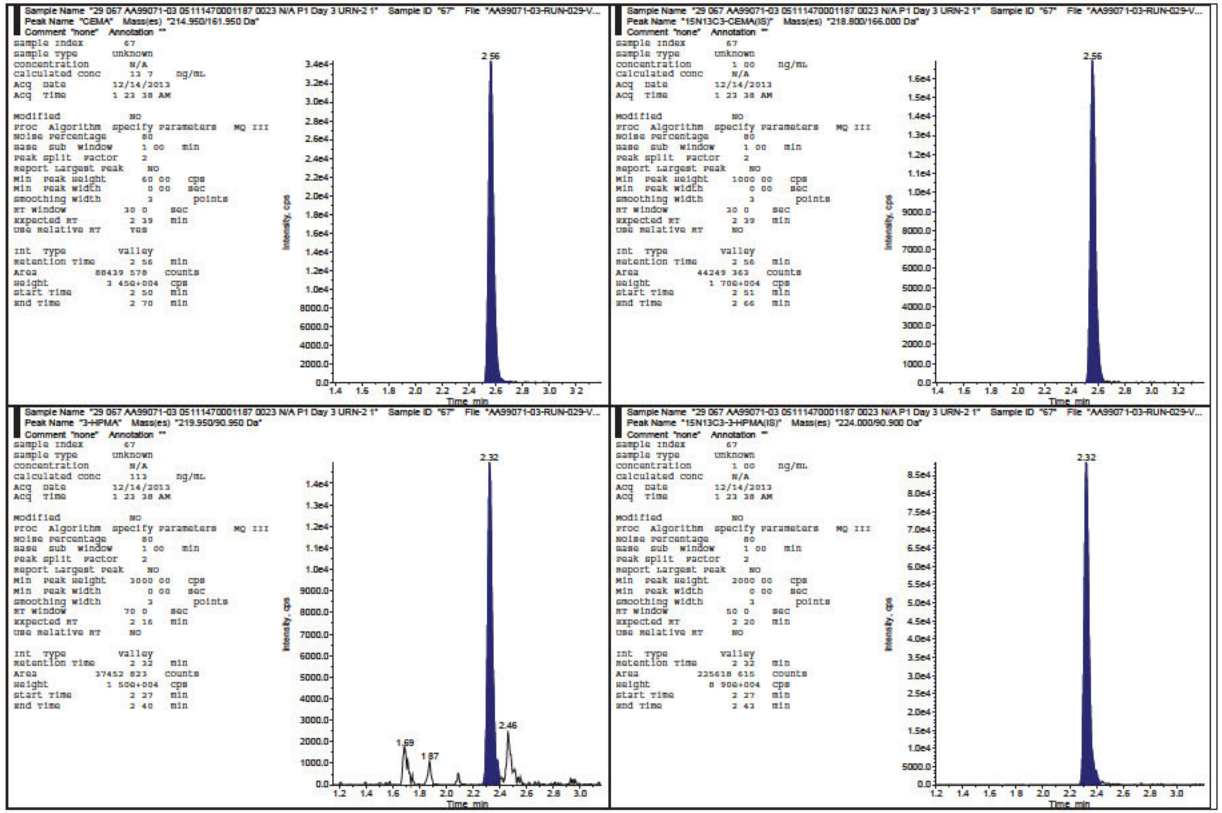

3-HPMA, HBMA, and CEMA in Human Urine
Celerion Study AA99071-03

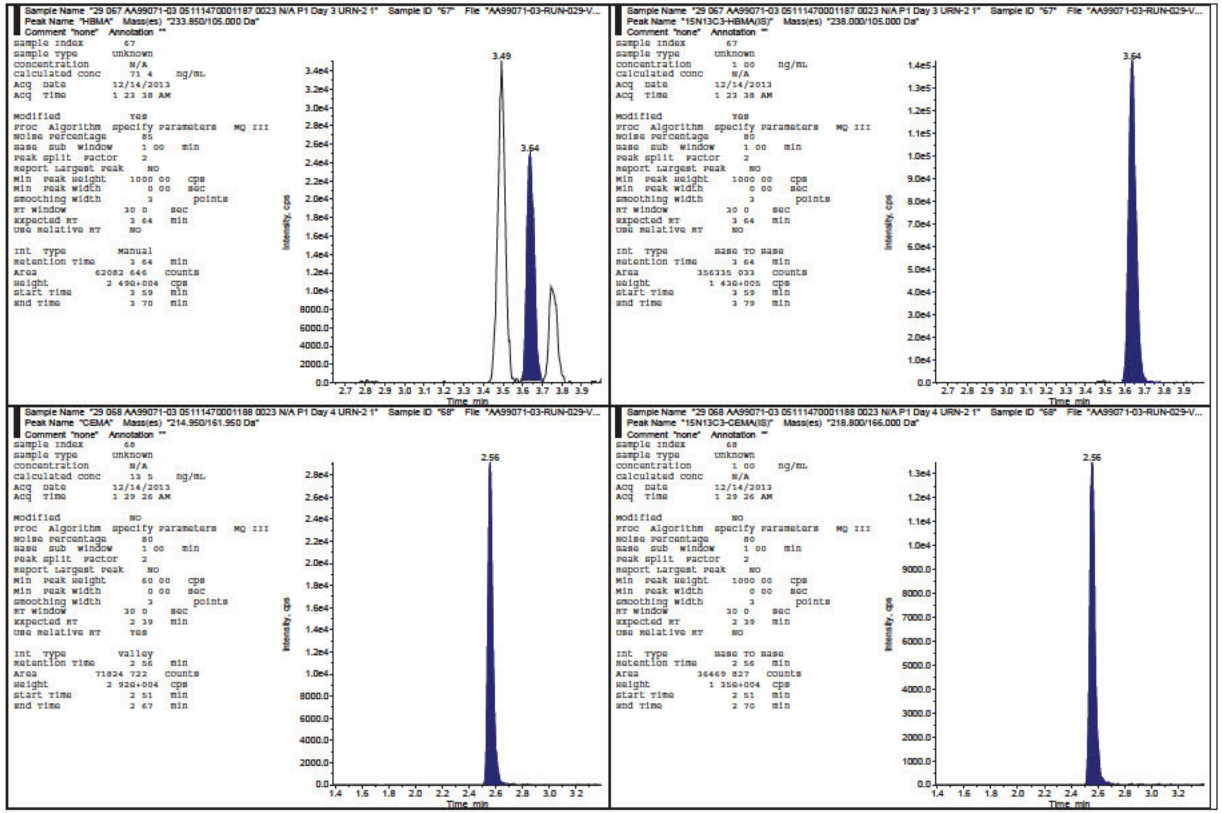

3-HPMA, HBMA, and CEMA in Human Urine
Celerion Study AA99071-03

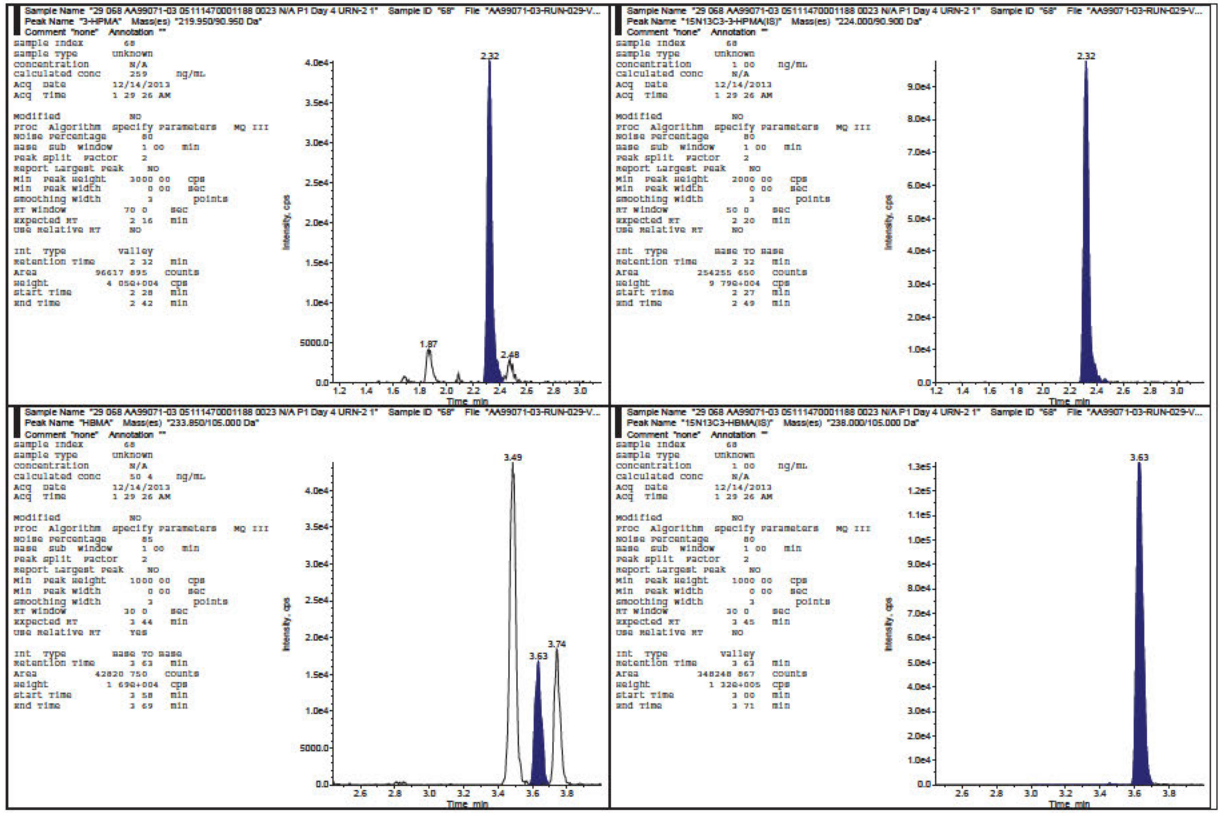

3-HPMA, HBMA, and CEMA in Human Urine
Celerion Study AA99071-03

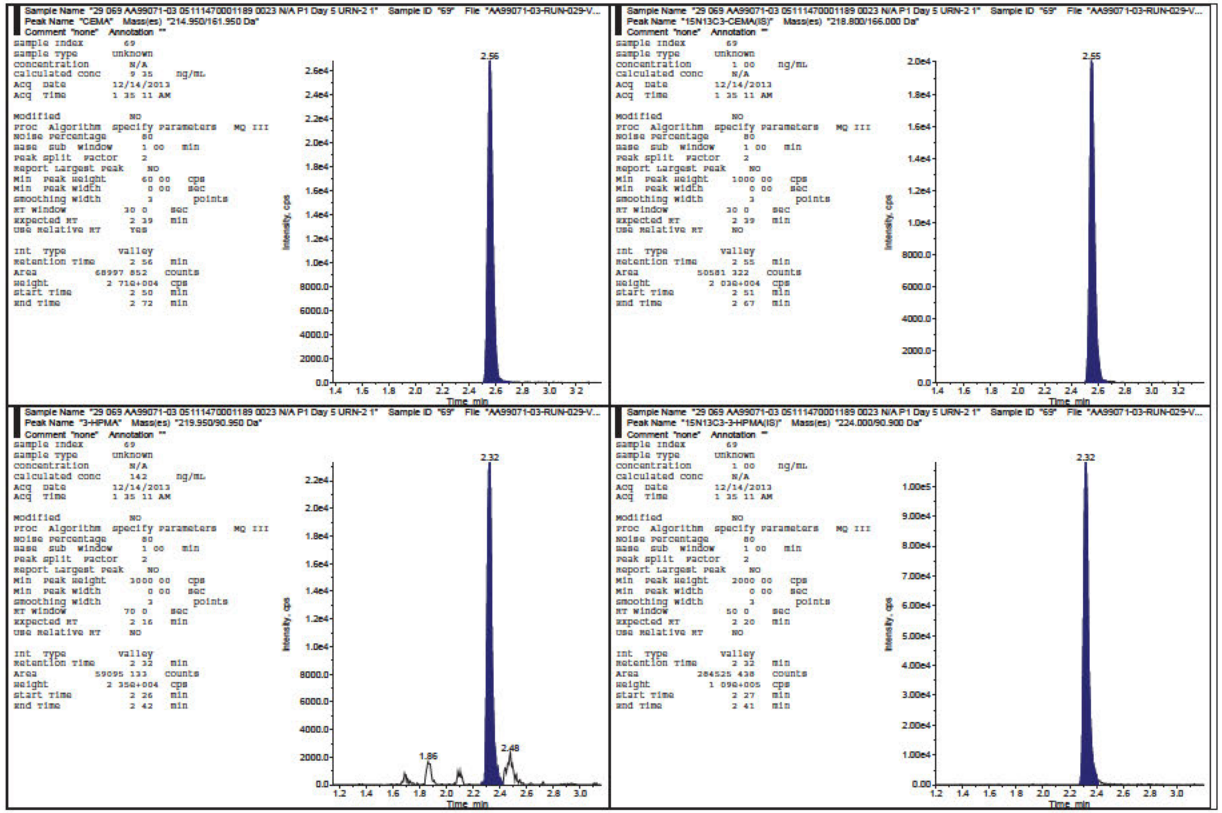

3-HPMA, HBMA, and CEMA in Human Urine
Celerion Study AA99071-03

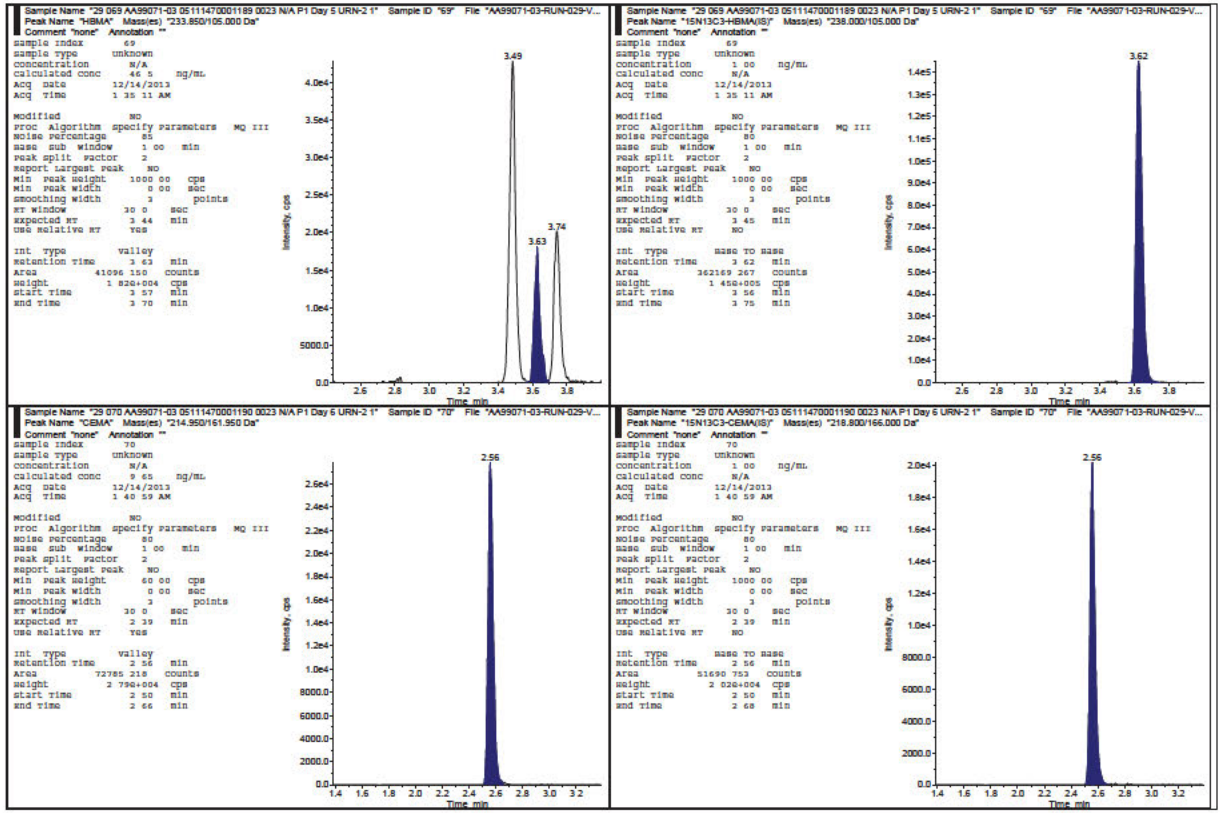

3-HPMA, HBMA, and CEMA in Human Urine
Celerion Study AA99071-03

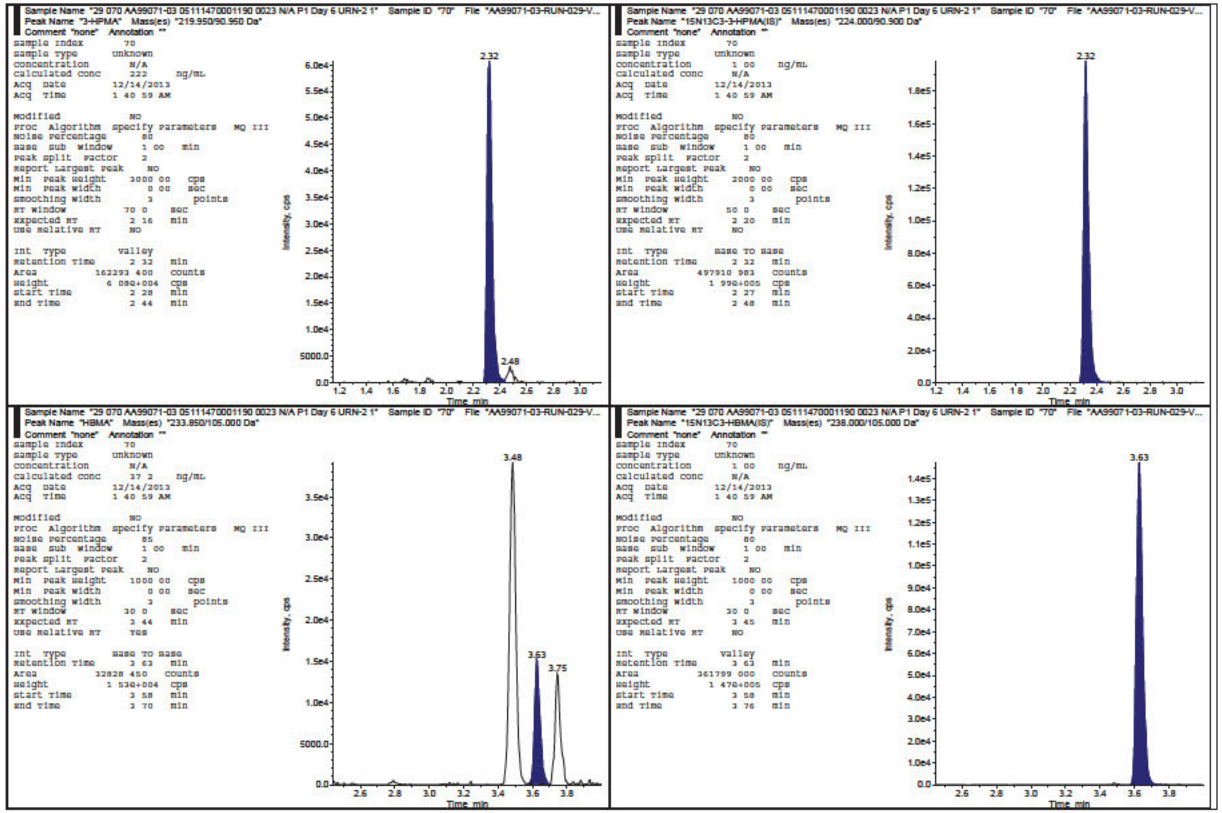

3-HPMA, HBMA, and CEMA in Human Urine
Celerion Study AA99071-03

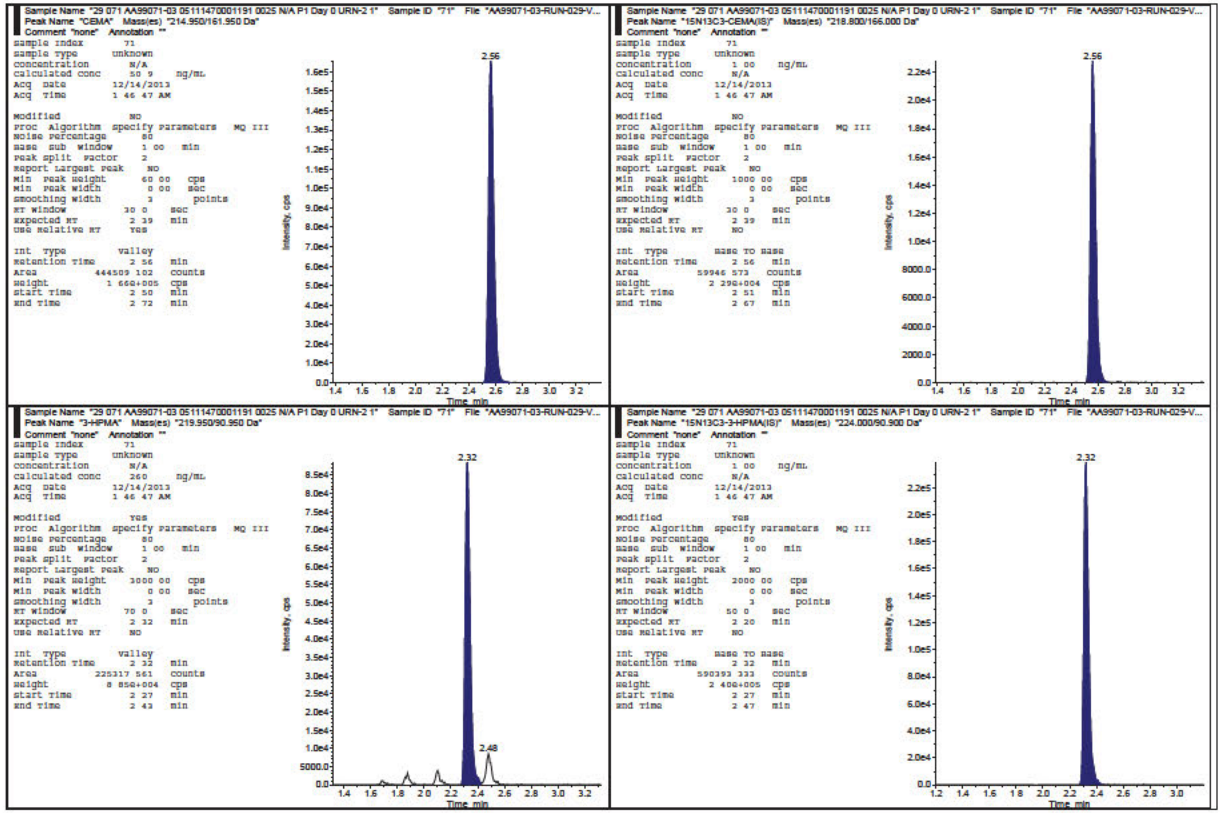

3-HPMA, HBMA, and CEMA in Human Urine
Celerion Study AA99071-03

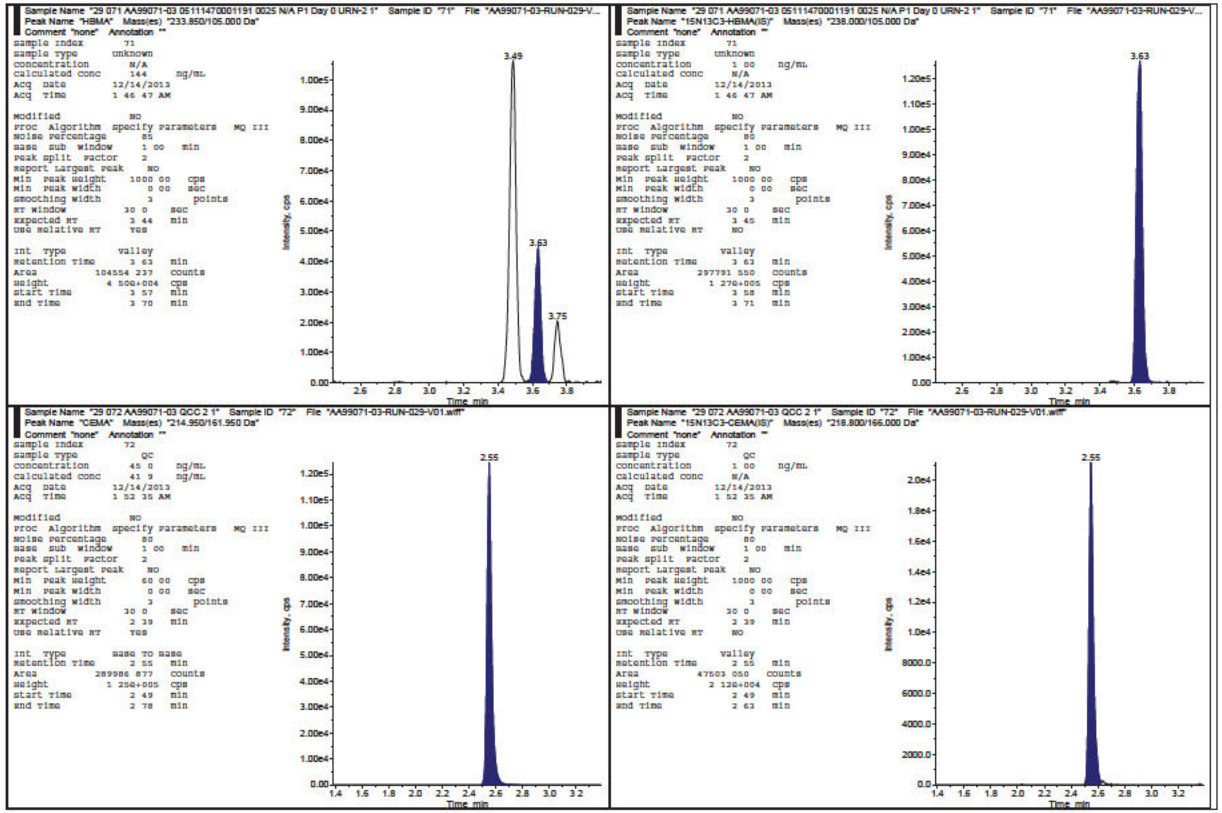

3-HPMA, HBMA, and CEMA in Human Urine
Celerion Study AA99071-03

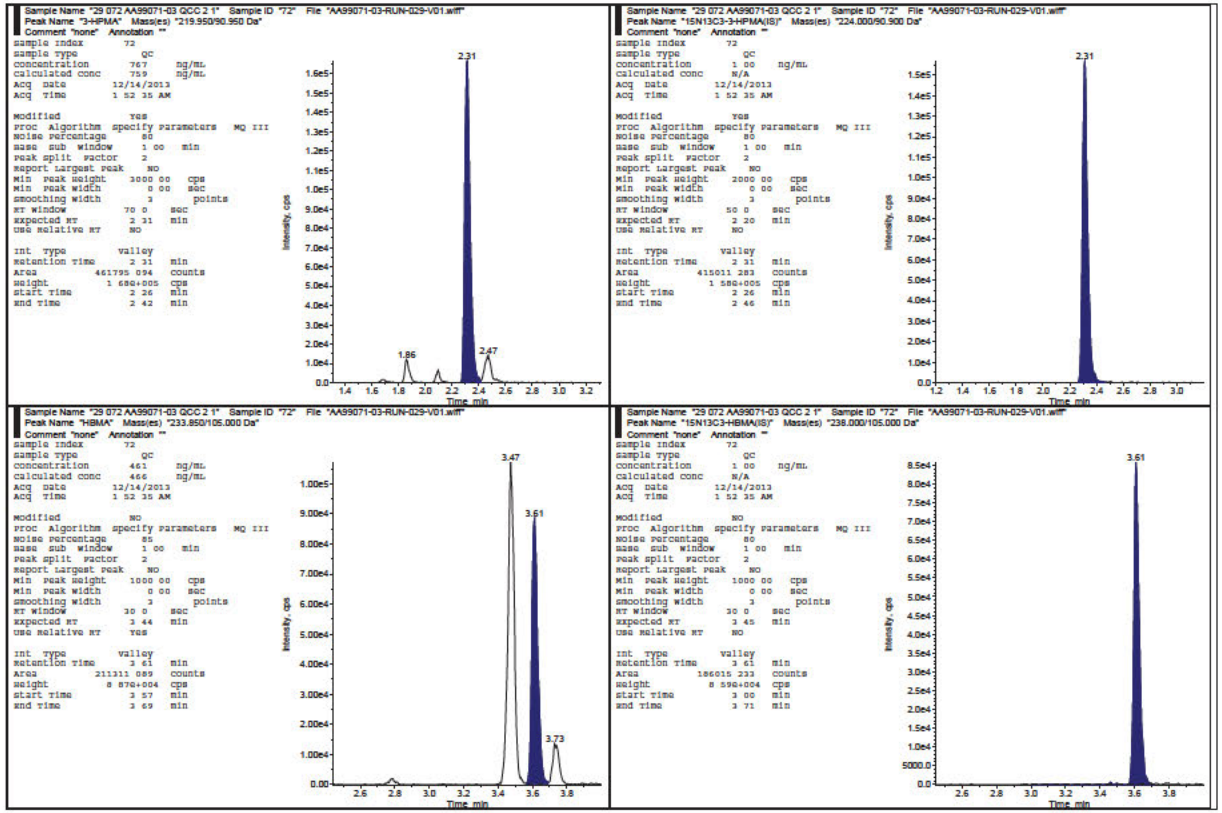

3-HPMA, HBMA, and CEMA in Human Urine
Celerion Study AA99071-03

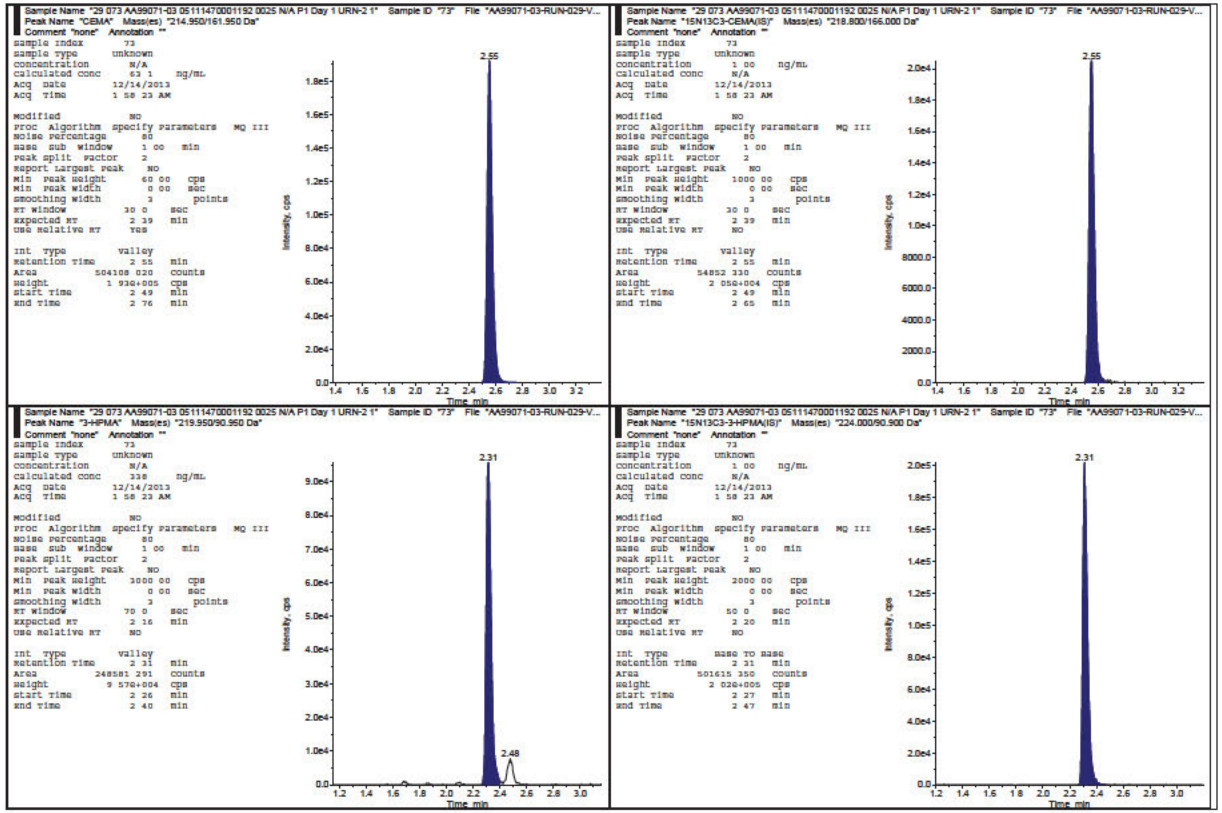

3-HPMA, HBMA, and CEMA in Human Urine
Celerion Study AA99071-03

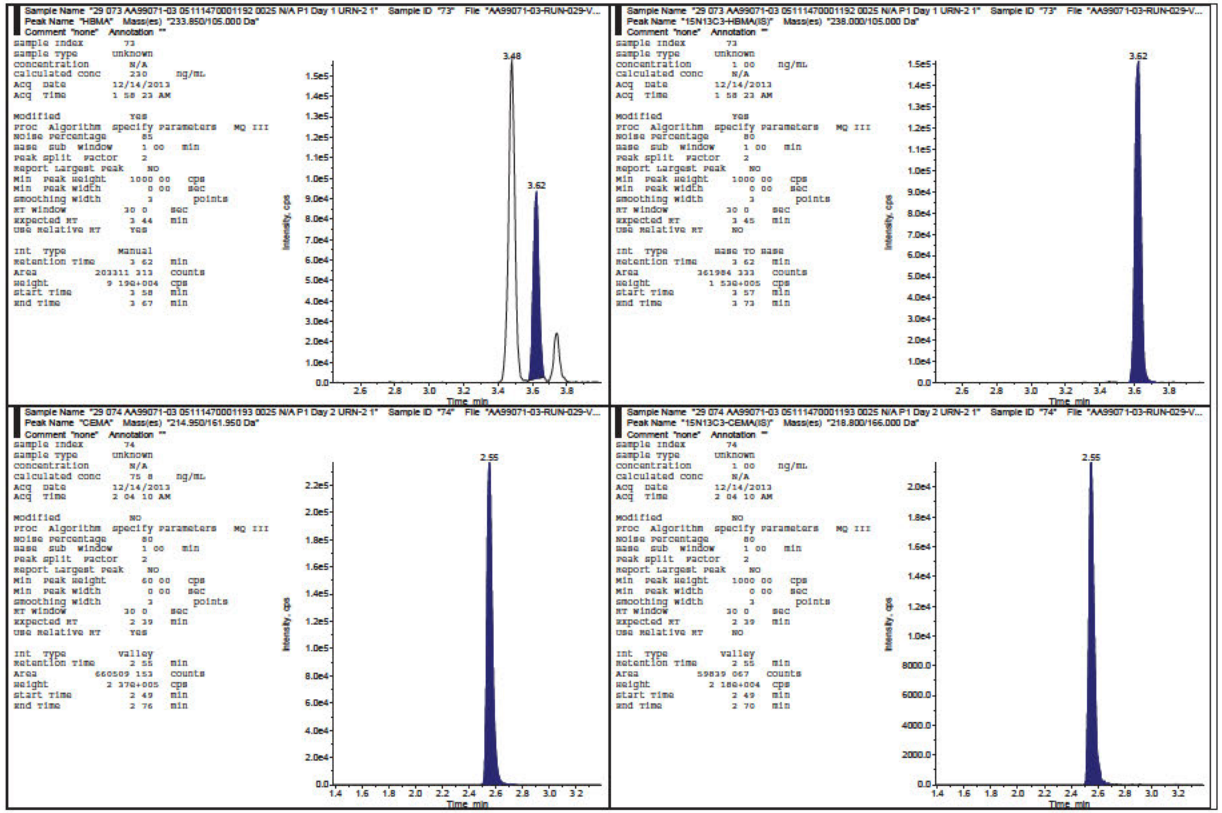

3-HPMA, HBMA, and CEMA in Human Urine
Celerion Study AA99071-03

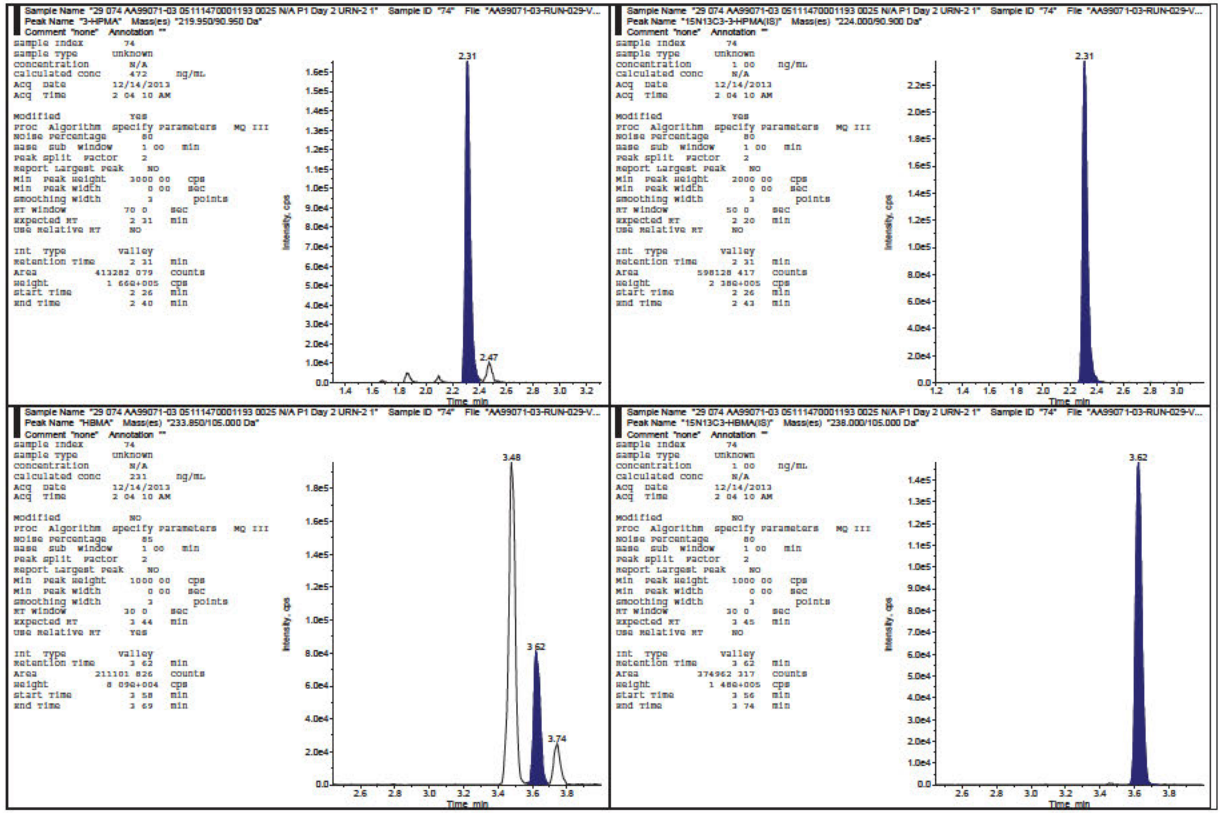

3-HPMA, HBMA, and CEMA in Human Urine
Celerion Study AA99071-03

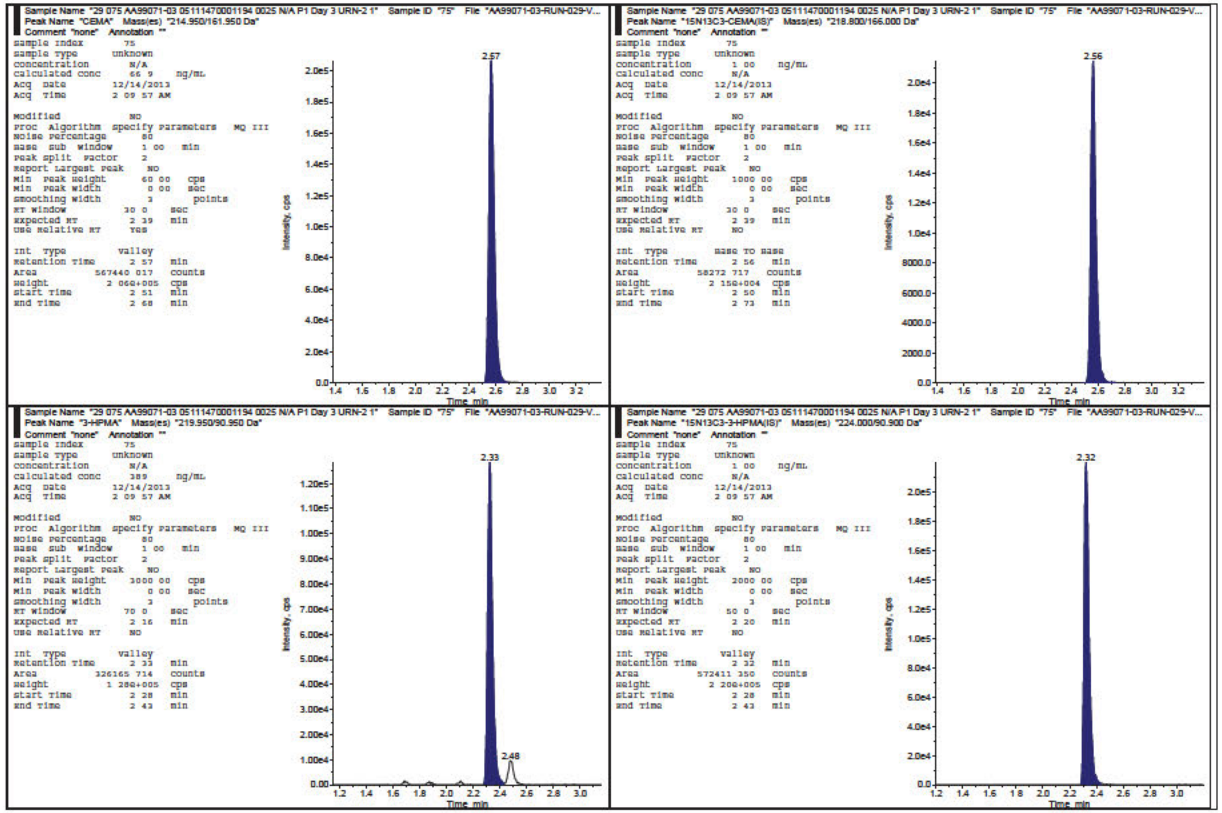

3-HPMA, HBMA, and CEMA in Human Urine
Celerion Study AA99071-03

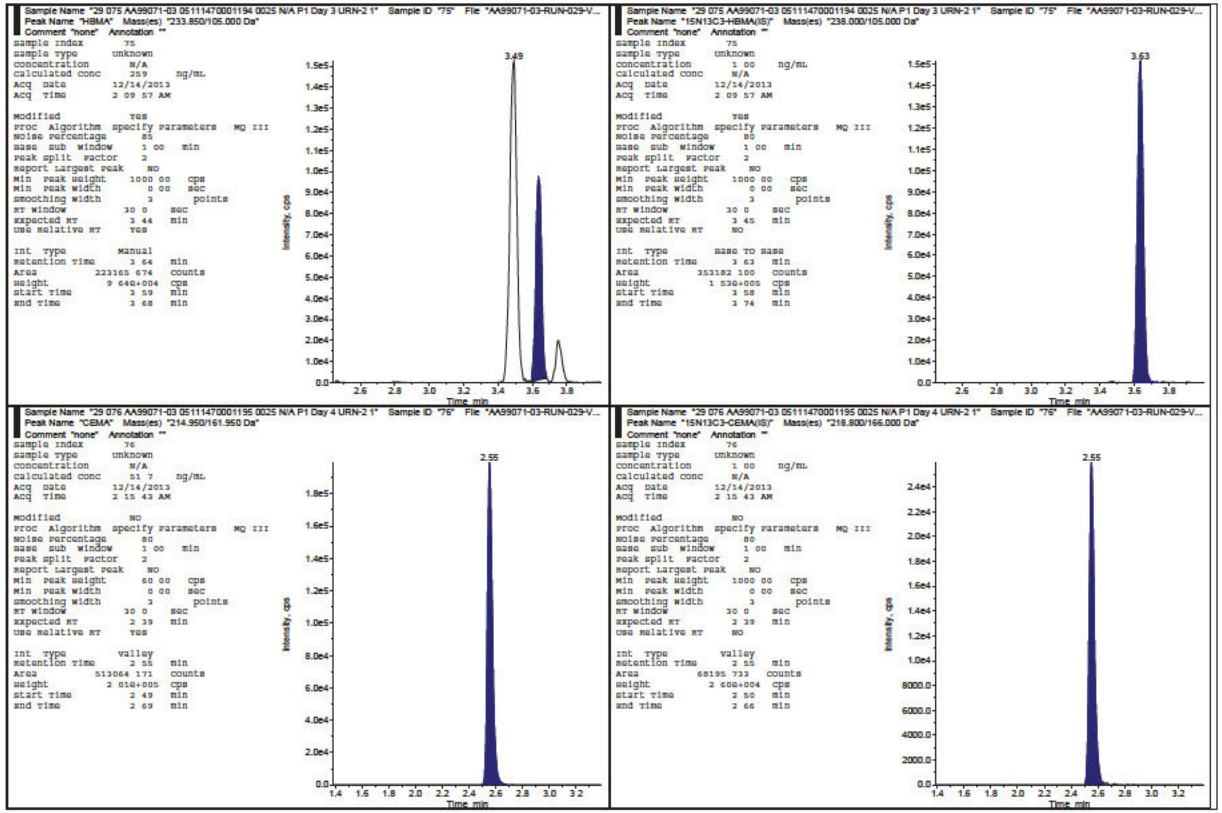

3-HPMA, HBMA, and CEMA in Human Urine
Celerion Study AA99071-03

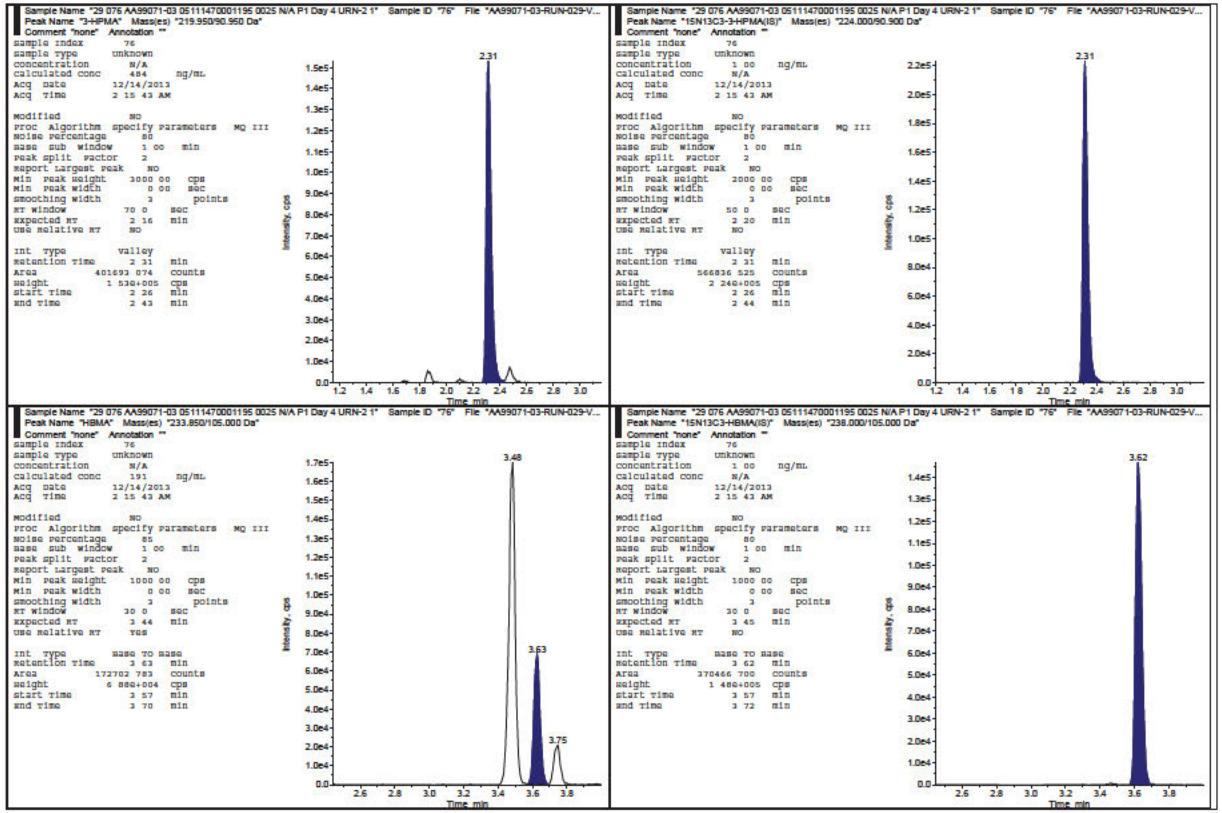

3-HPMA, HBMA, and CEMA in Human Urine
Celerion Study AA99071-03

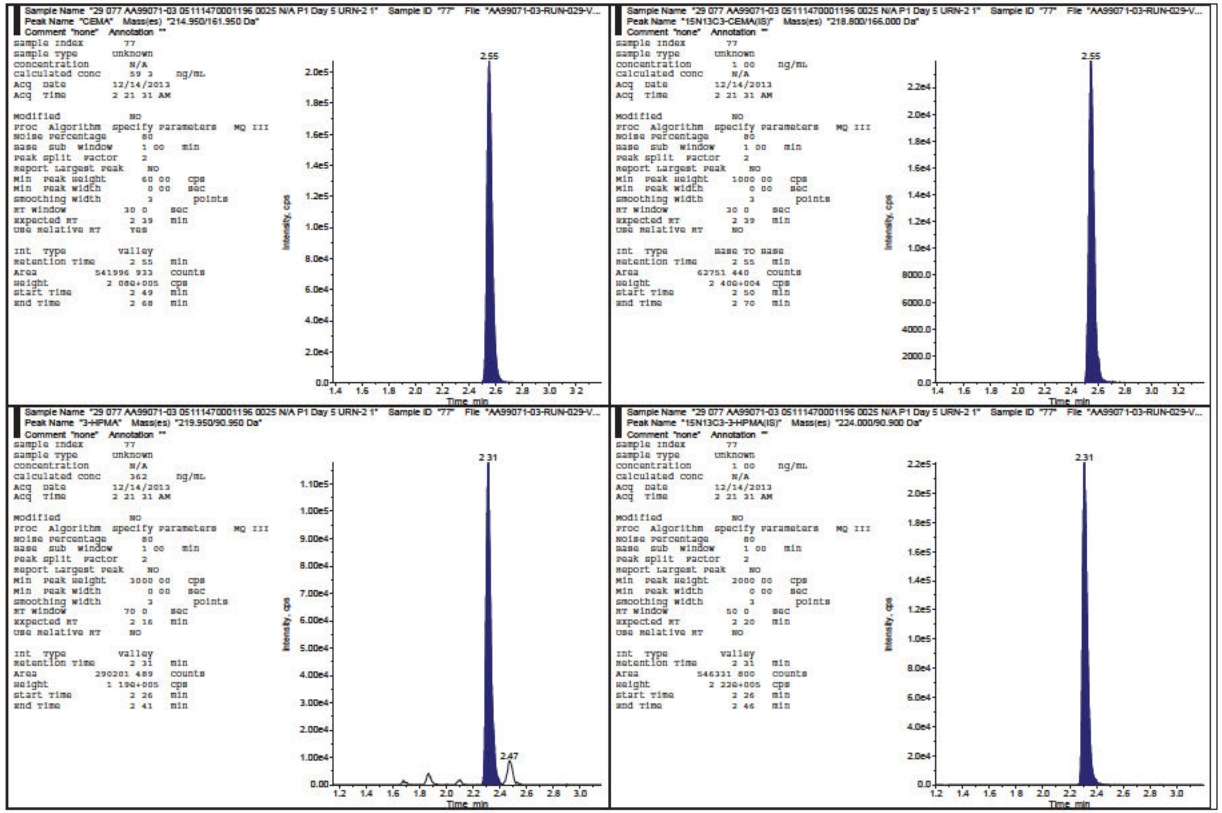

3-HPMA, HBMA, and CEMA in Human Urine
Celerion Study AA99071-03

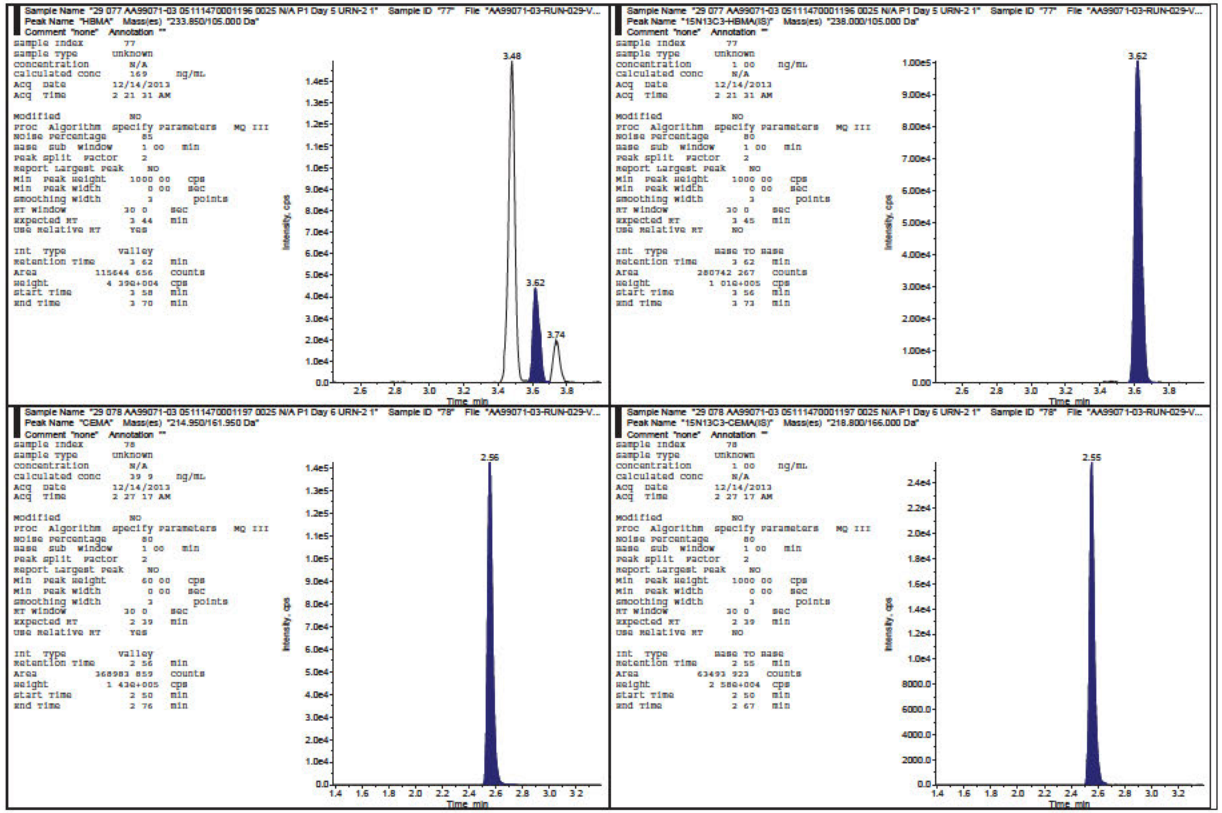

3-HPMA, HBMA, and CEMA in Human Urine
Celerion Study AA99071-03

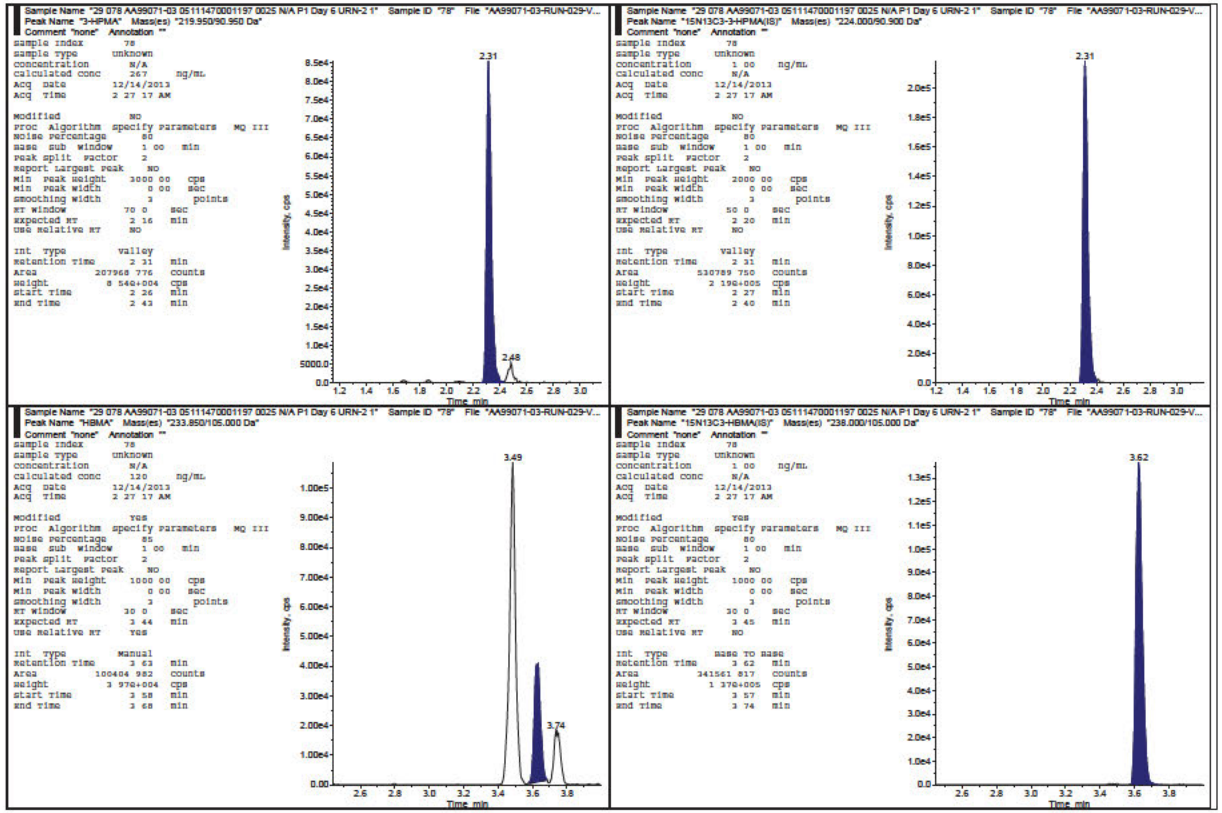

3-HPMA, HBMA, and CEMA in Human Urine
Celerion Study AA99071-03

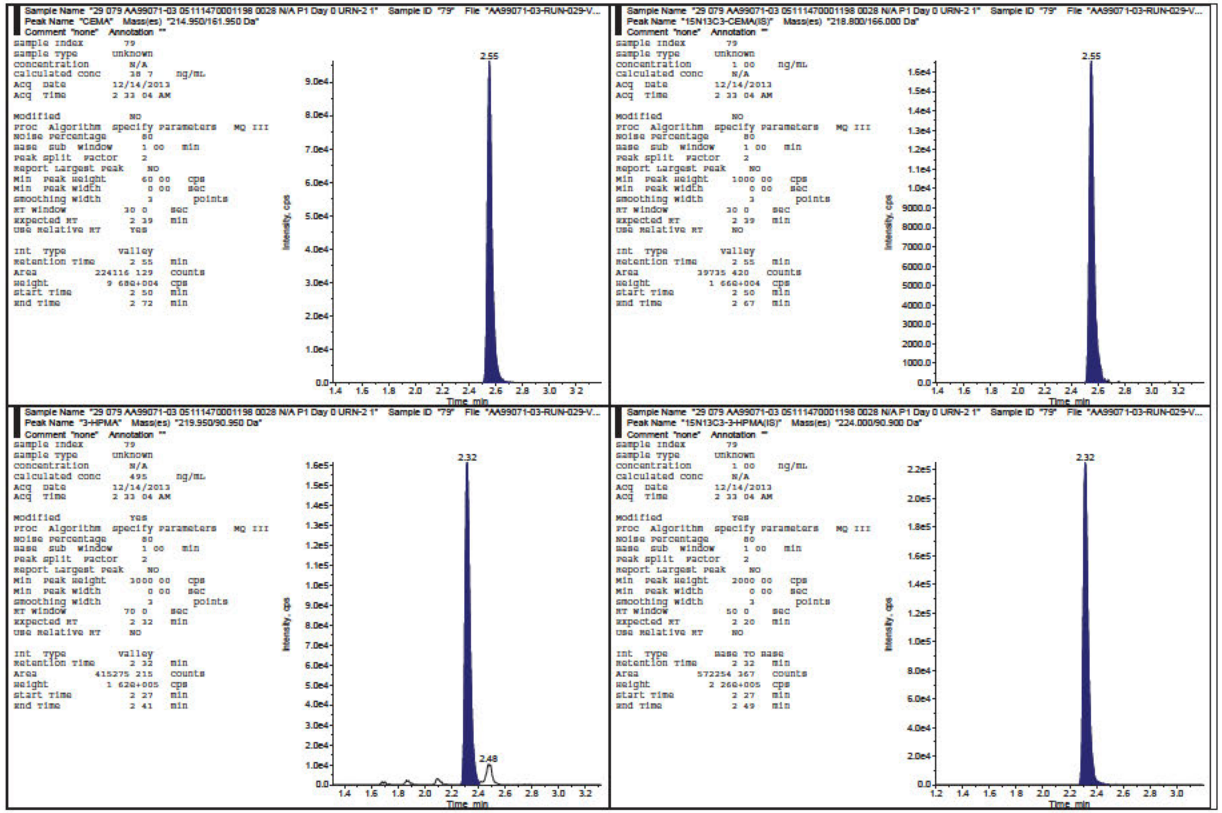

3-HPMA, HBMA, and CEMA in Human Urine
Celerion Study AA99071-03

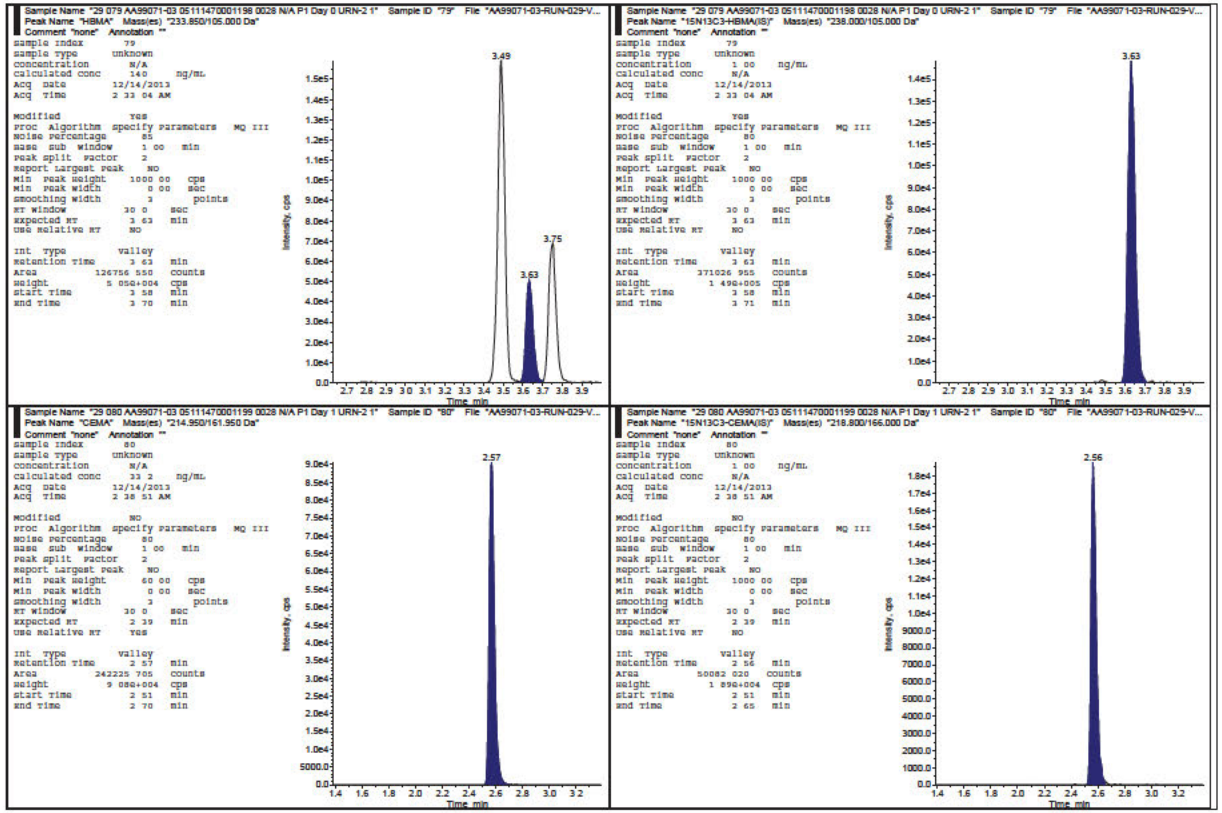

3-HPMA, HBMA, and CEMA in Human Urine
Celerion Study AA99071-03

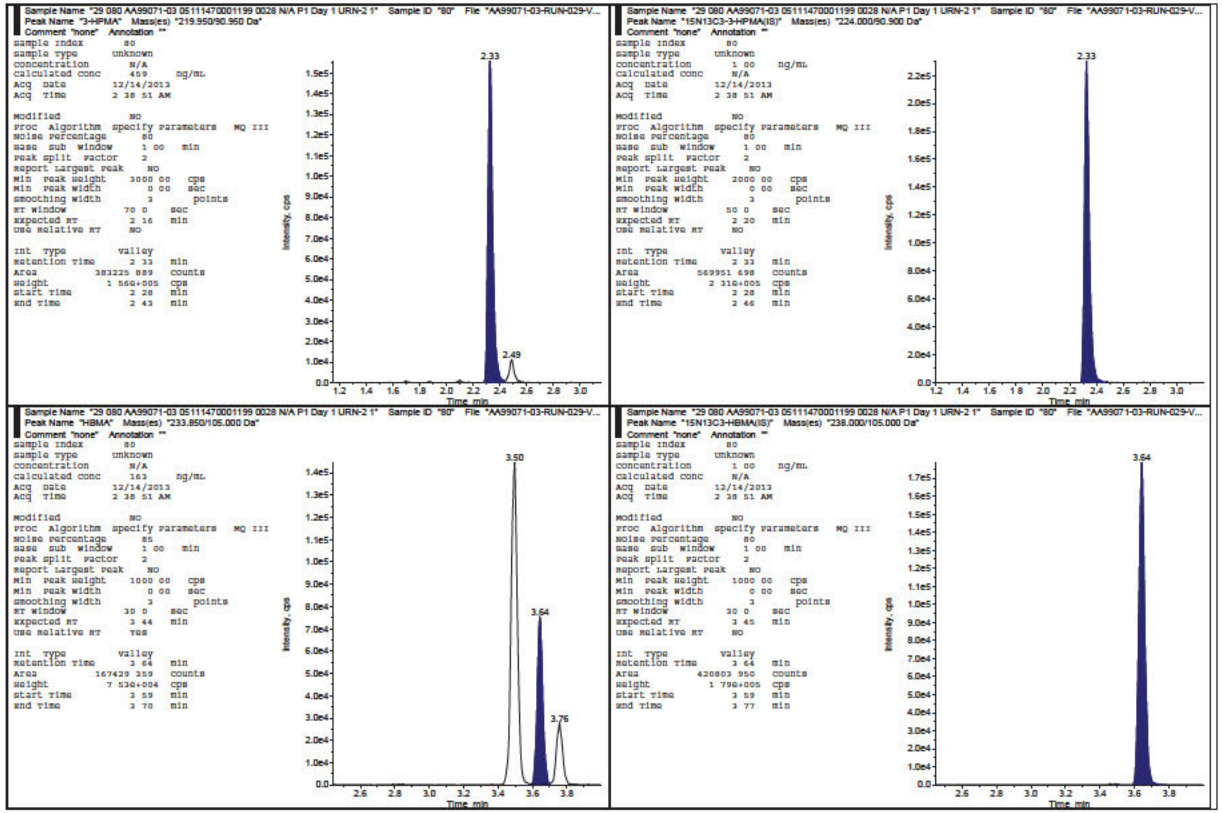

3-HPMA, HBMA, and CEMA in Human Urine
Celerion Study AA99071-03

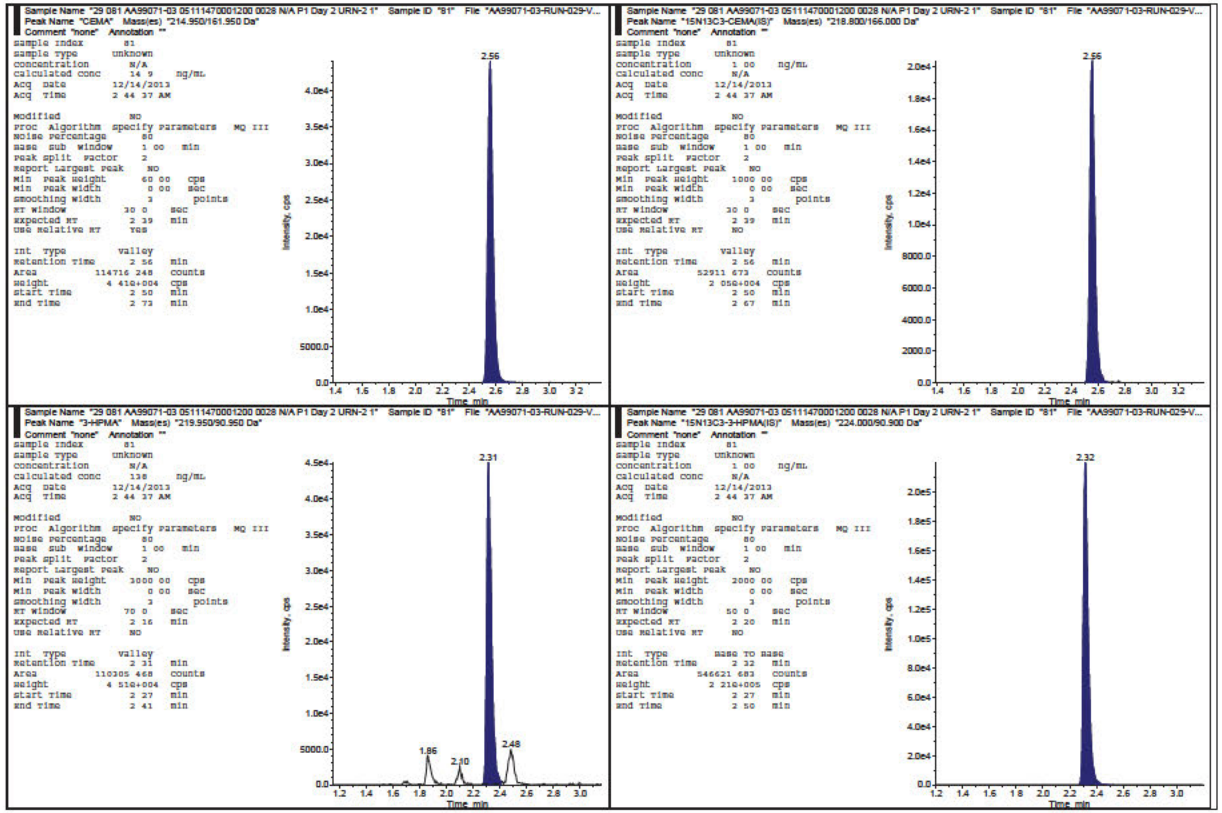

3-HPMA, HBMA, and CEMA in Human Urine
Celerion Study AA99071-03

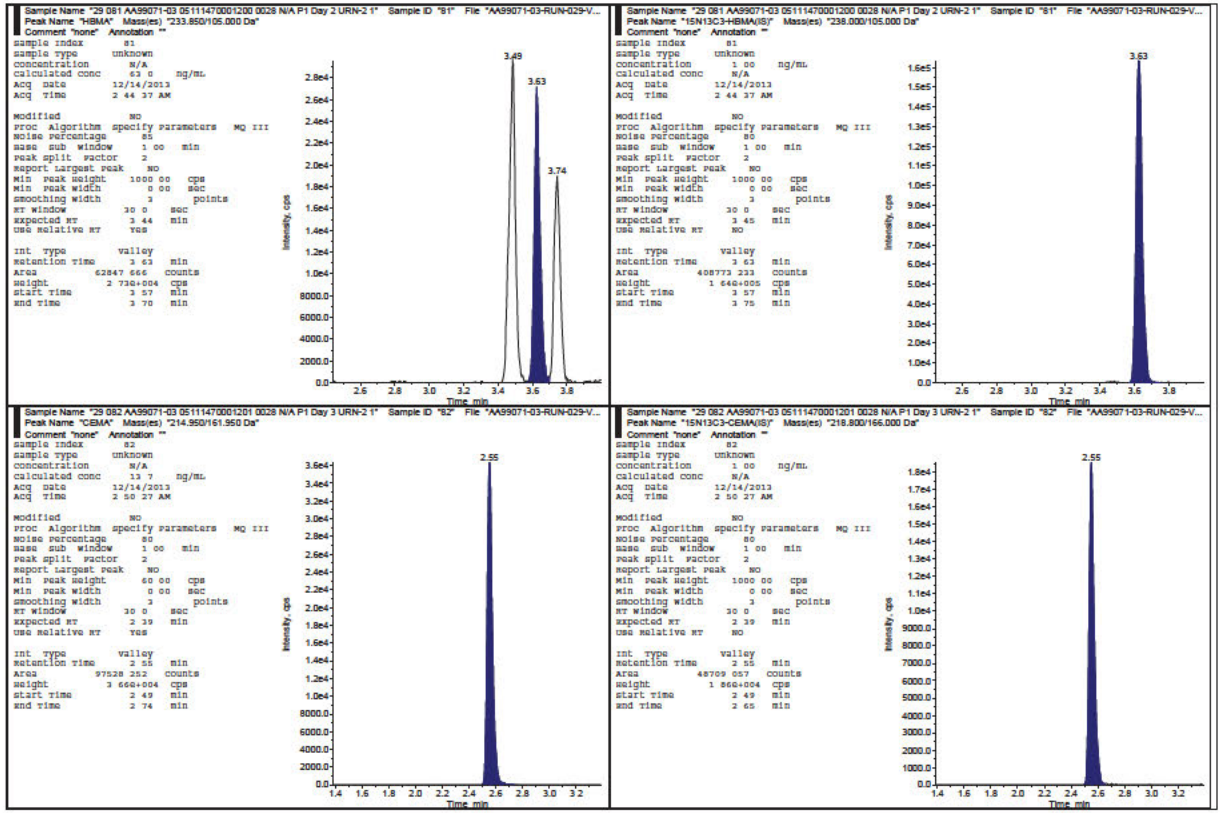

3-HPMA, HBMA, and CEMA in Human Urine
Celerion Study AA99071-03

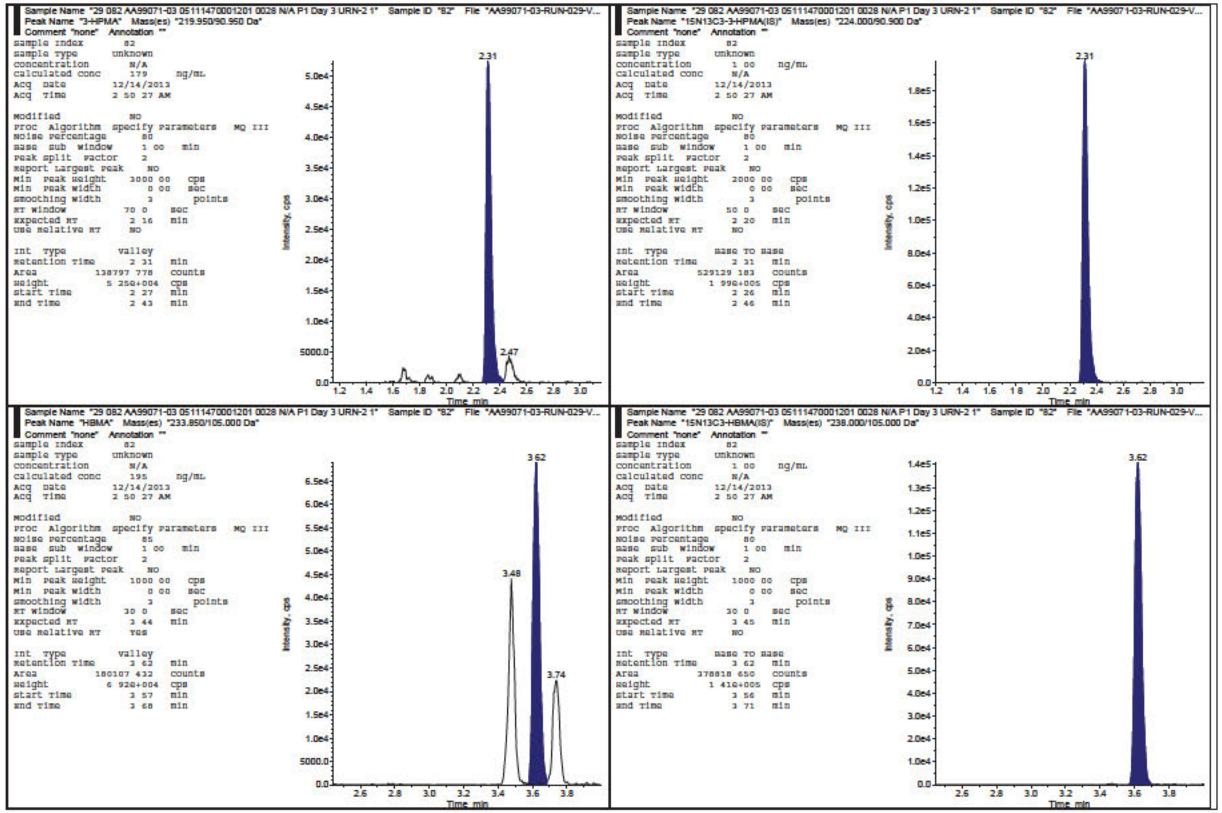

3-HPMA, HBMA, and CEMA in Human Urine
Celerion Study AA99071-03

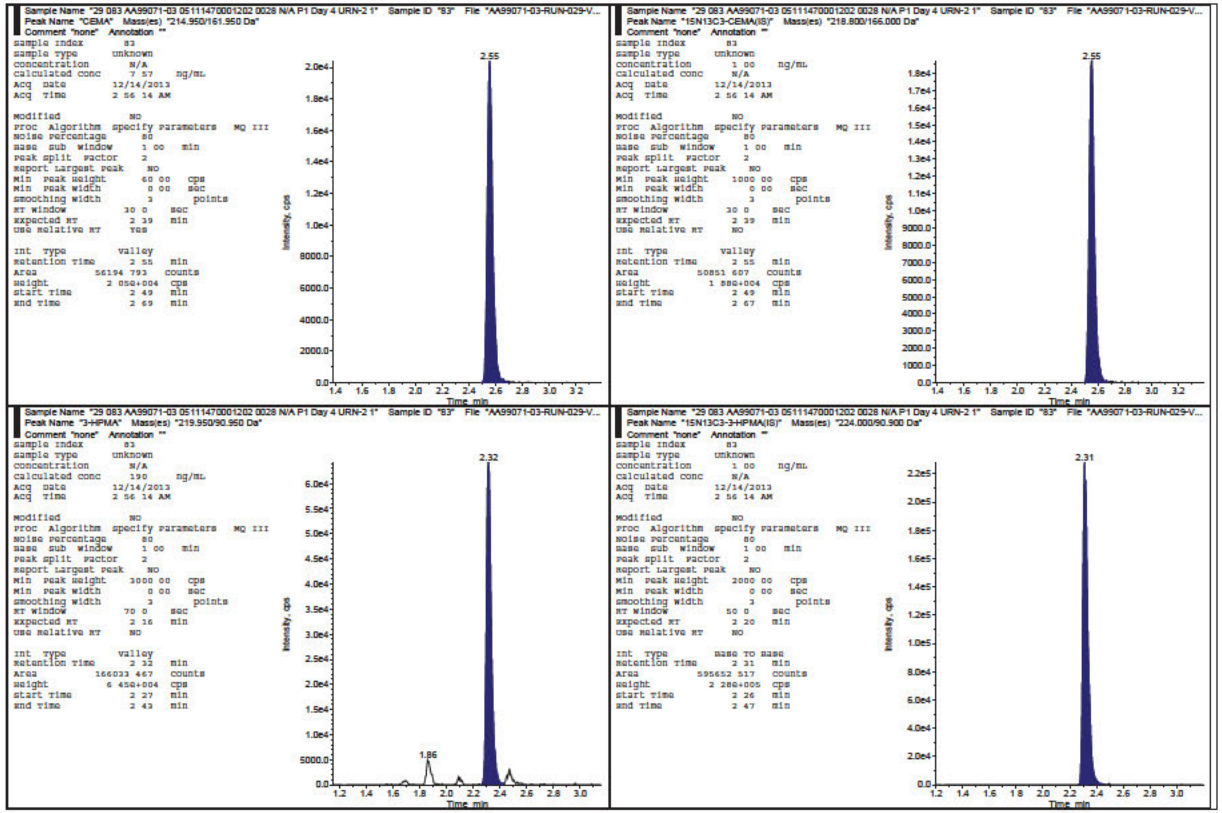

3-HPMA, HBMA, and CEMA in Human Urine
Celerion Study AA99071-03

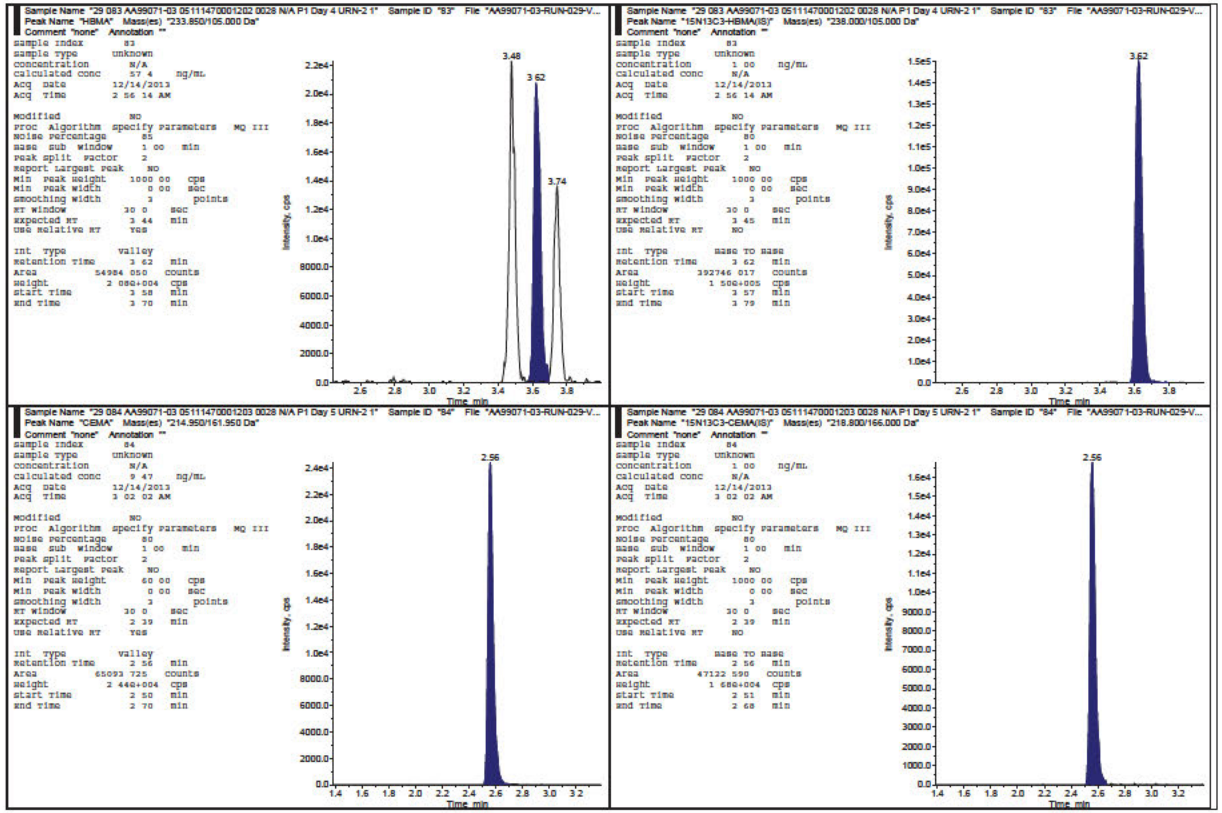

3-HPMA, HBMA, and CEMA in Human Urine
Celerion Study AA99071-03

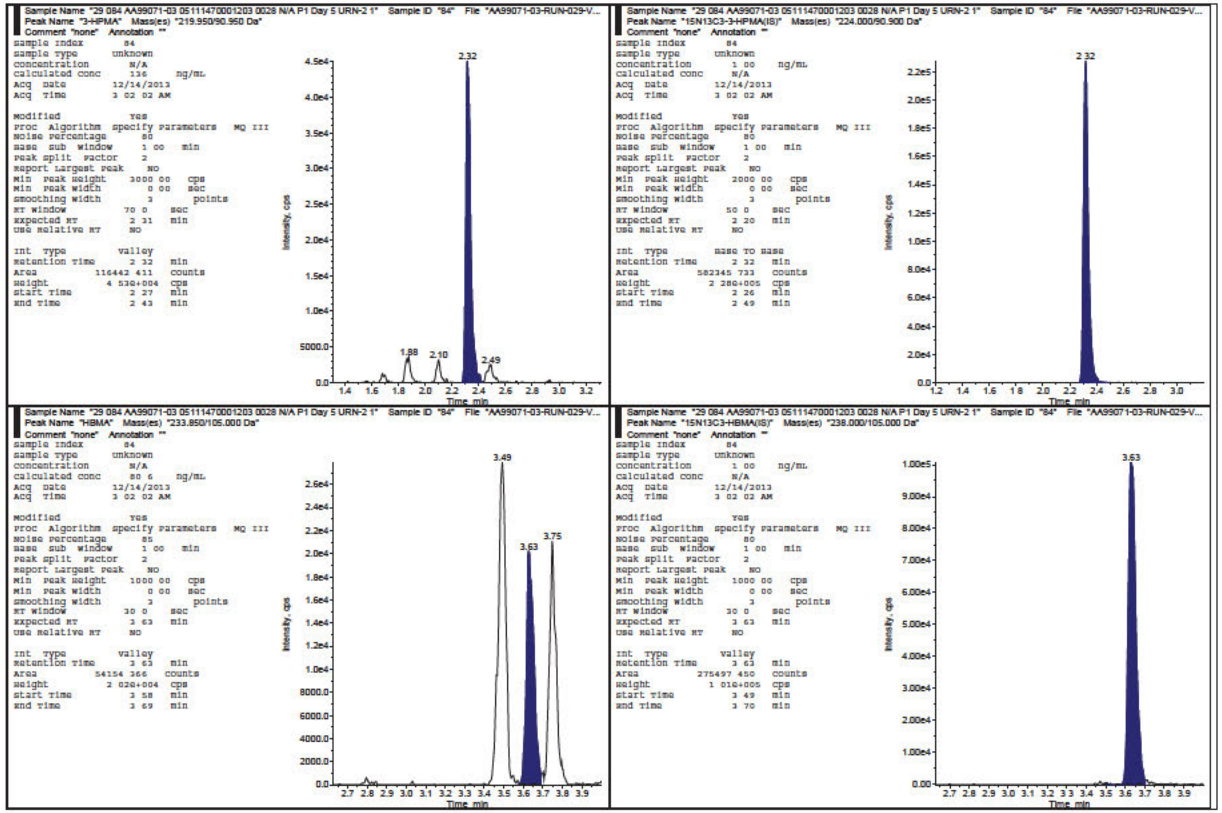

3-HPMA, HBMA, and CEMA in Human Urine
Celerion Study AA99071-03

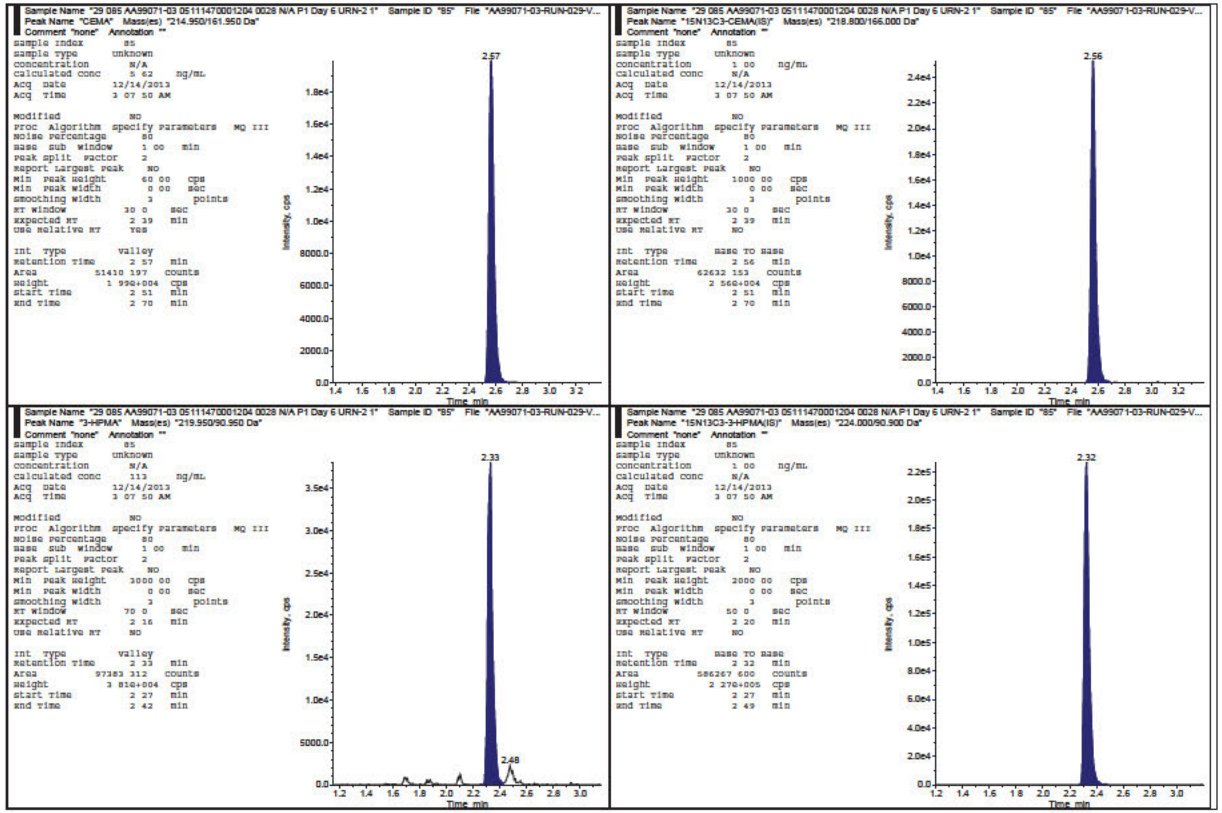

3-HPMA, HBMA, and CEMA in Human Urine
Celerion Study AA99071-03

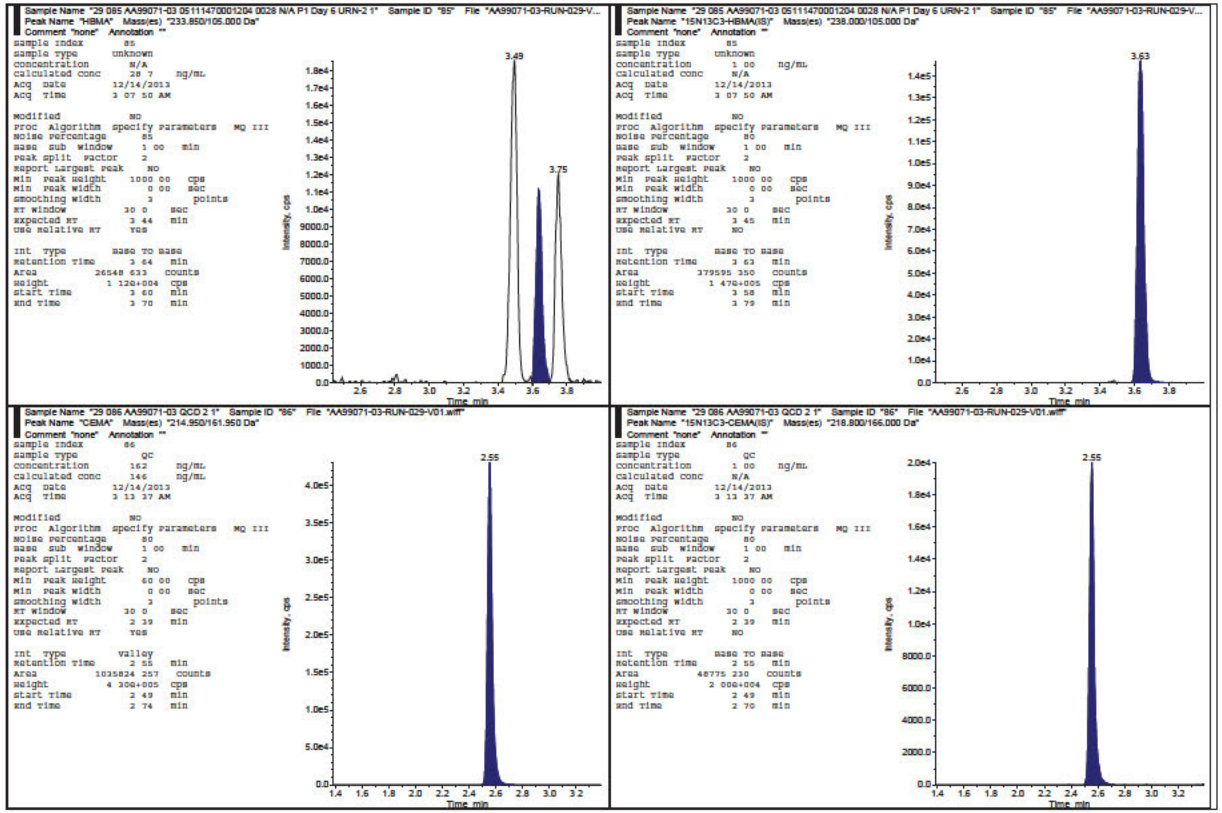

3-HPMA, HBMA, and CEMA in Human Urine
Celerion Study AA99071-03

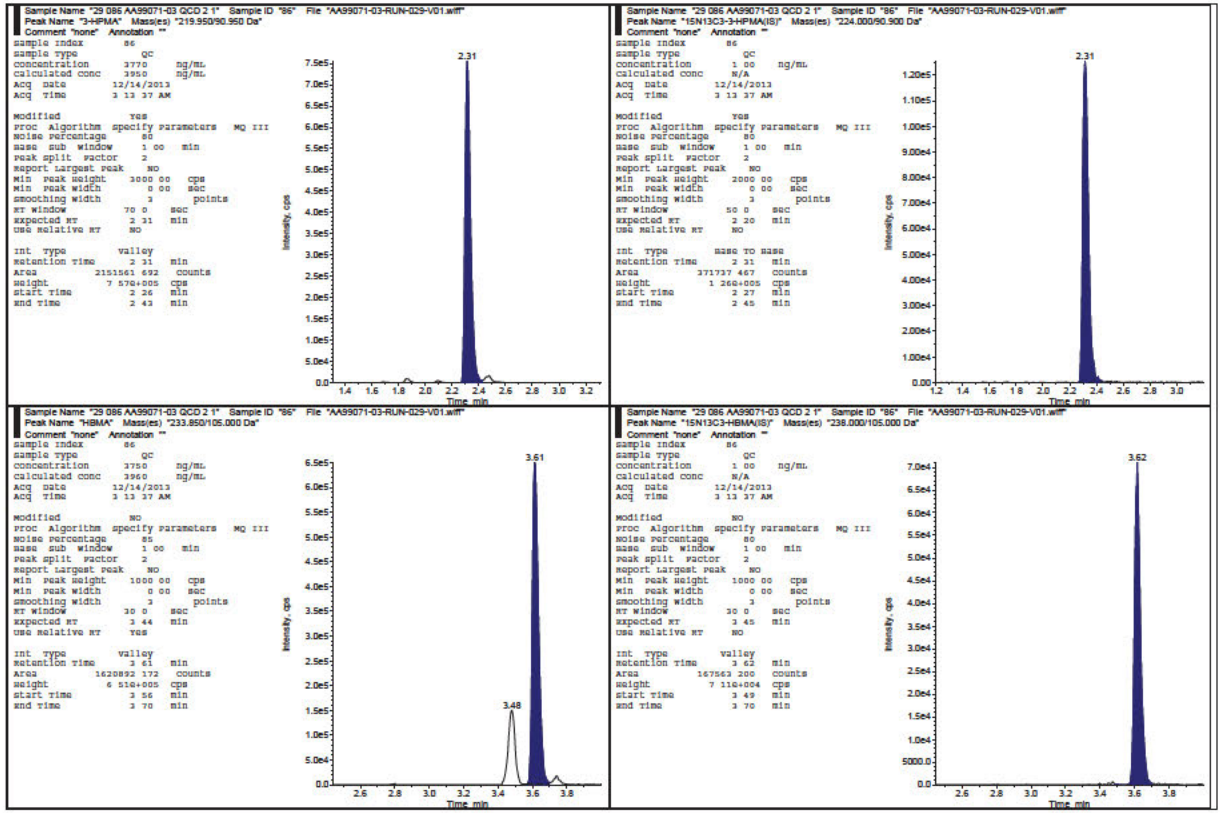

3-HPMA, HBMA, and CEMA in Human Urine
Celerion Study AA99071-03

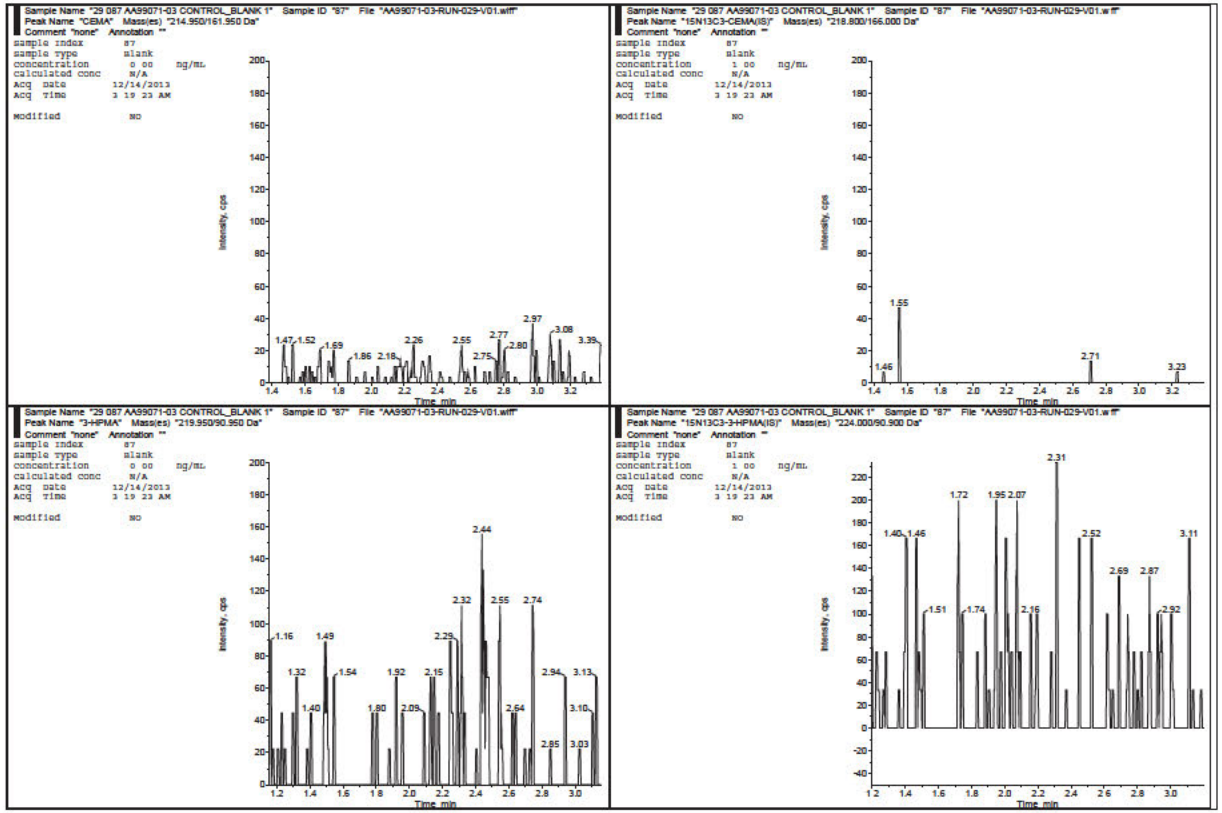

3-HPMA, HBMA, and CEMA in Human Urine
Celerion Study AA99071-03

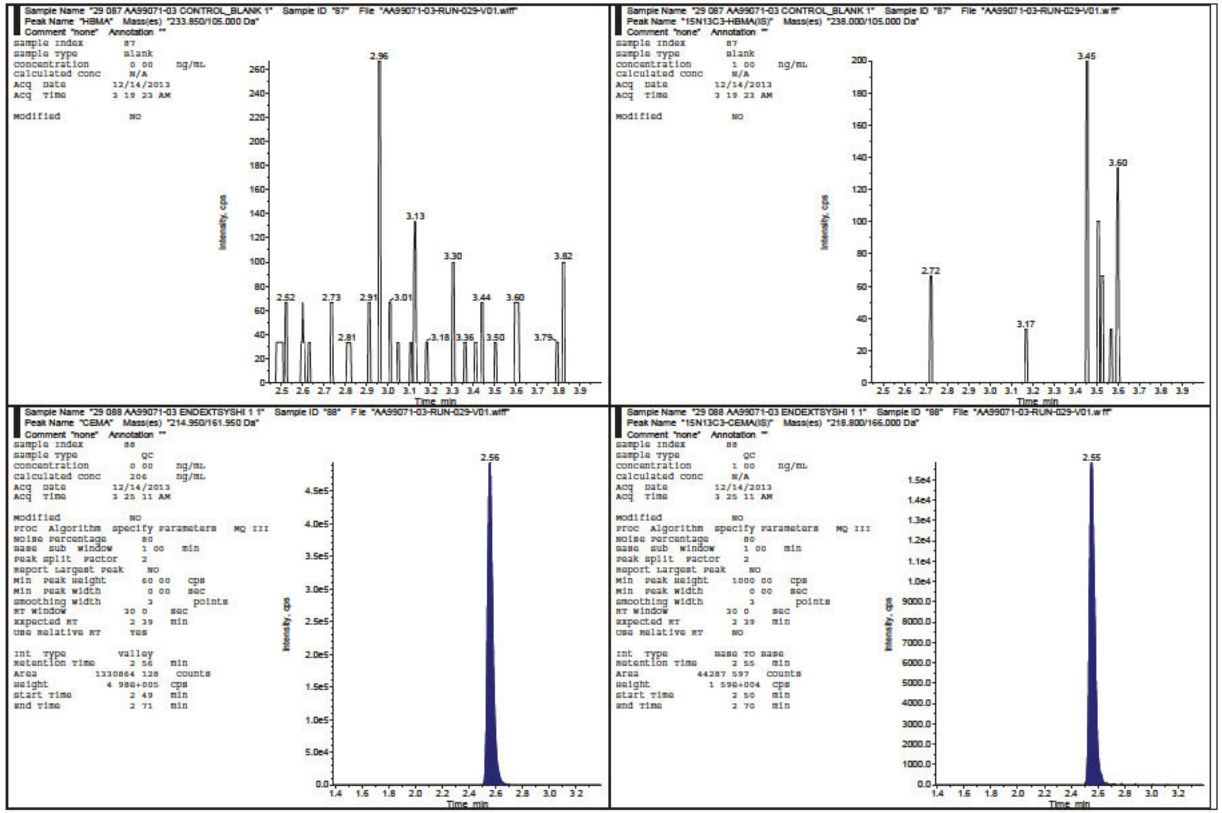

3-HPMA, HBMA, and CEMA in Human Urine
Celerion Study AA99071-03

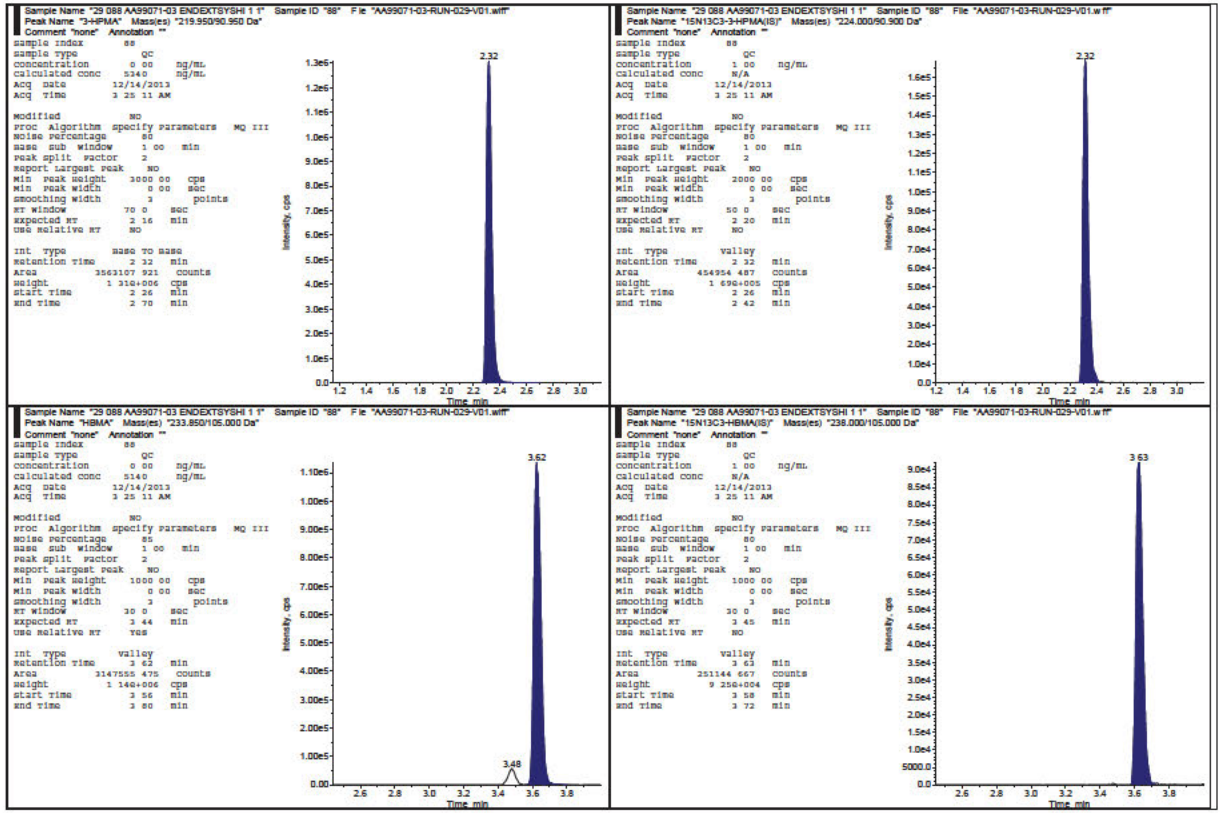

3-HPMA, HBMA, and CEMA in Human Urine
Celerion Study AA99071-03

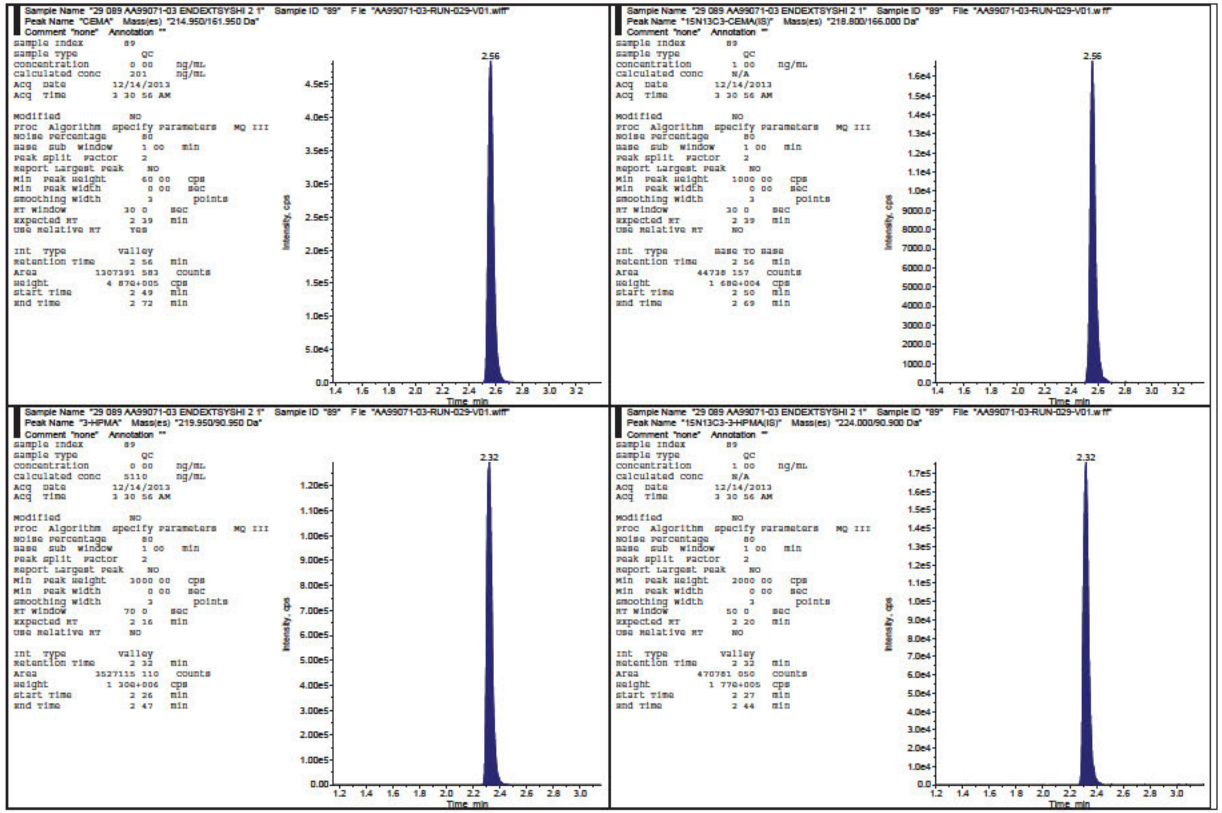

3-HPMA, HBMA, and CEMA in Human Urine
Celerion Study AA99071-03

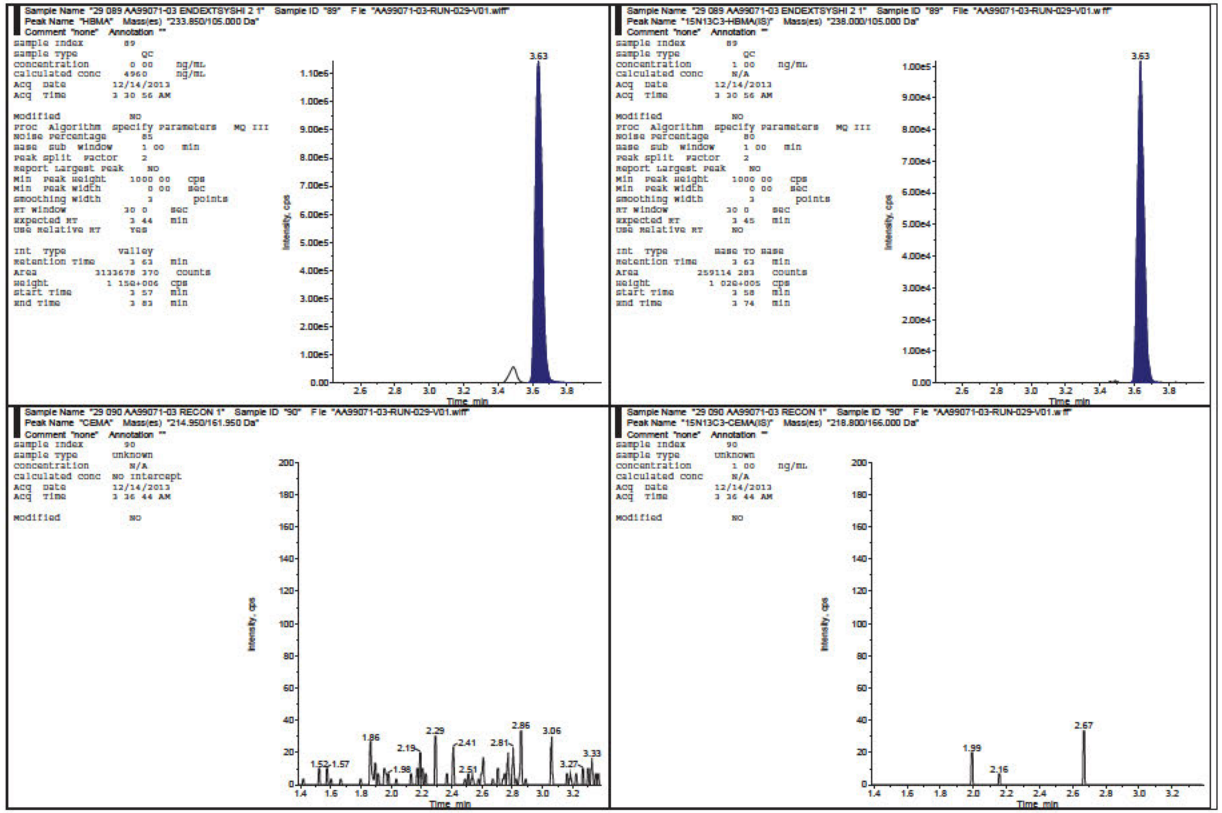

3-HPMA, HBMA, and CEMA in Human Urine
Celerion Study AA99071-03

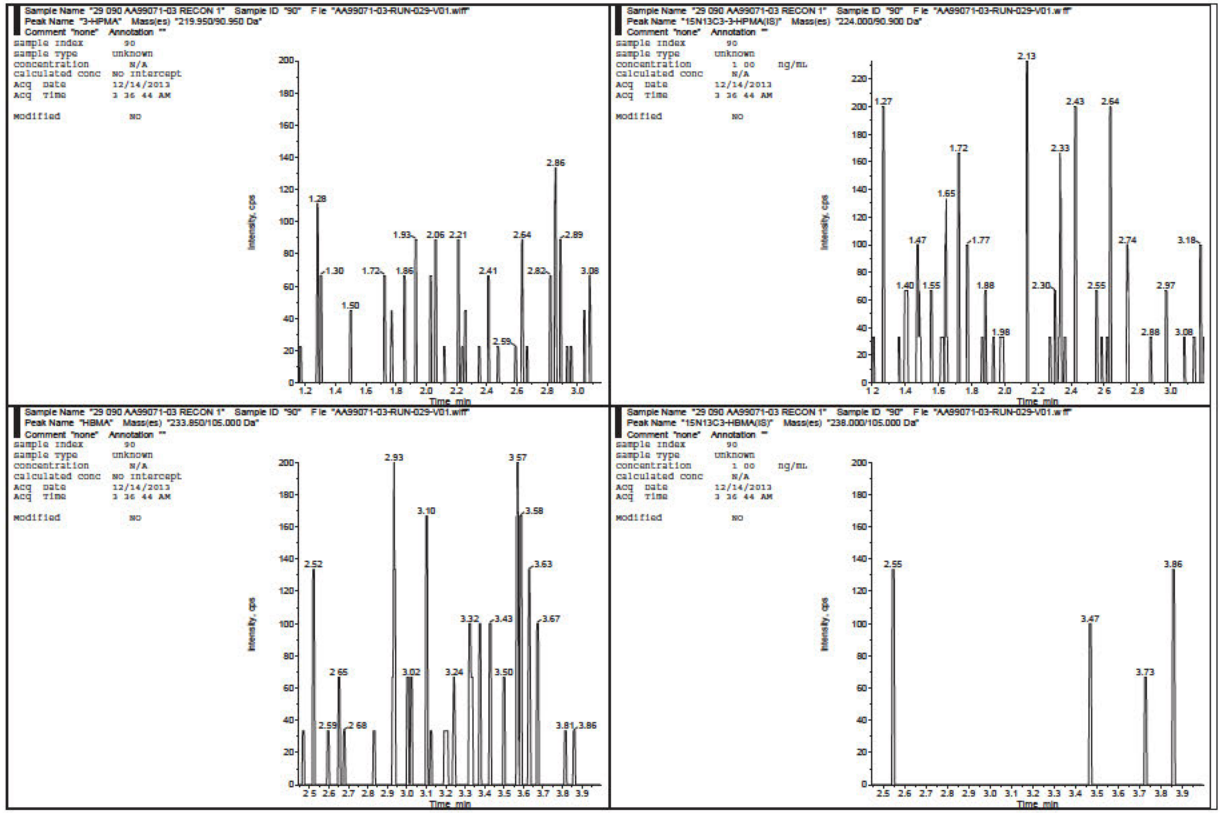

3-HPMA, HBMA, and CEMA in Human Urine
Celerion Study AA99071-03

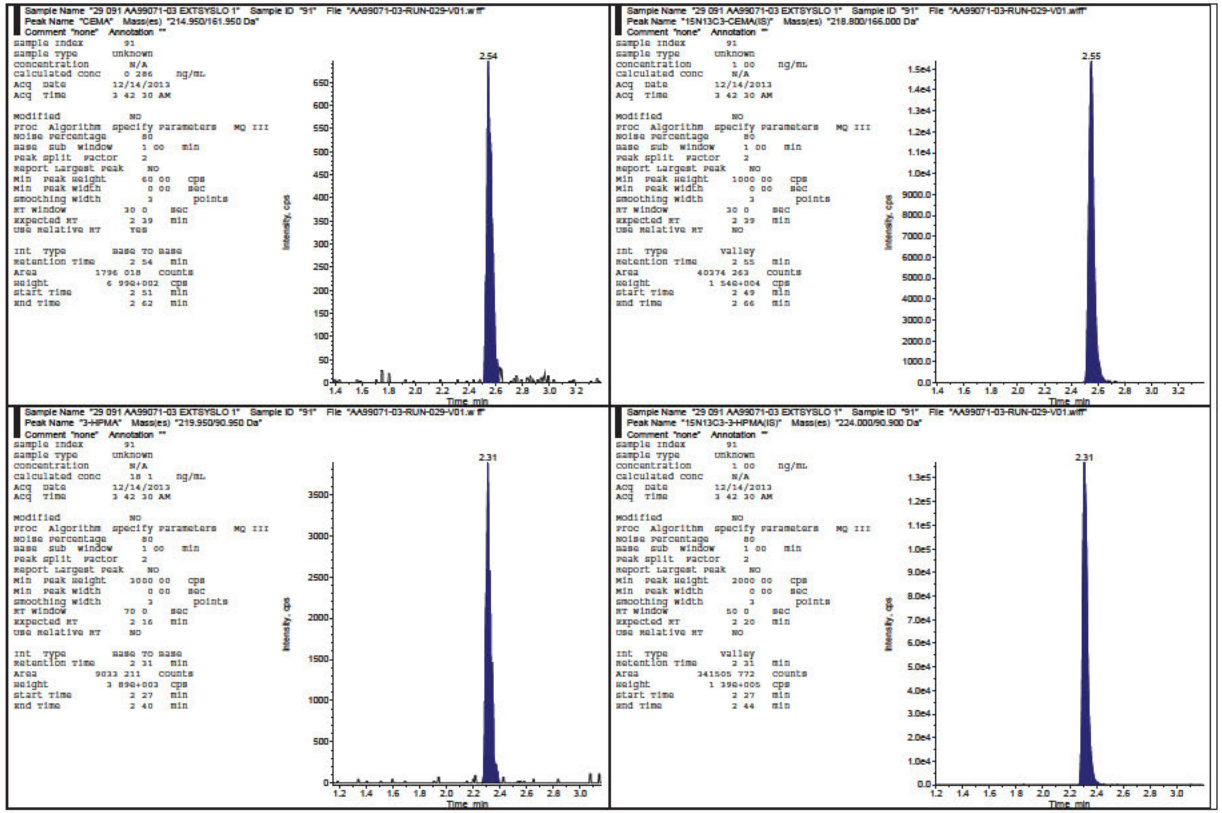

3-HPMA, HBMA, and CEMA in Human Urine
Celerion Study AA99071-03

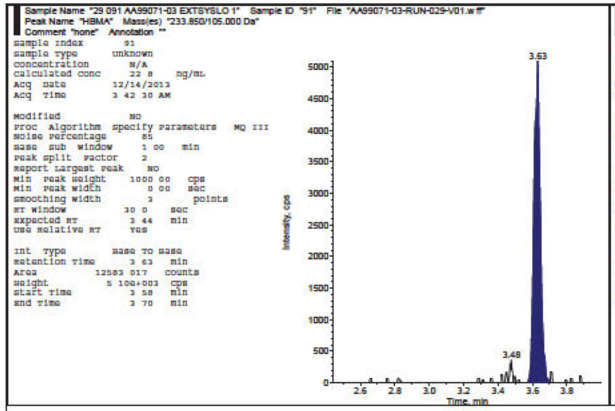

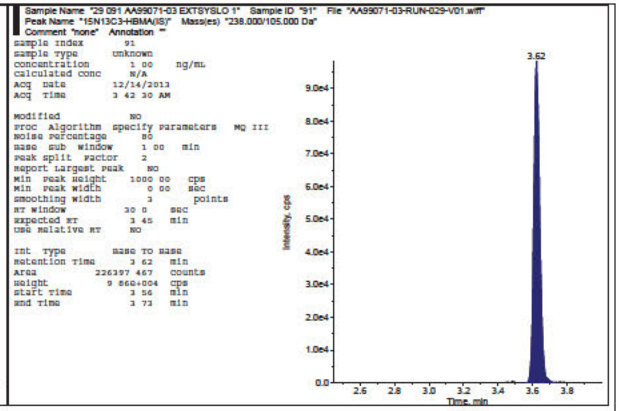

3-HPMA, HBMA, and CEMA in Human Urine
Celerion Study AA99071-03

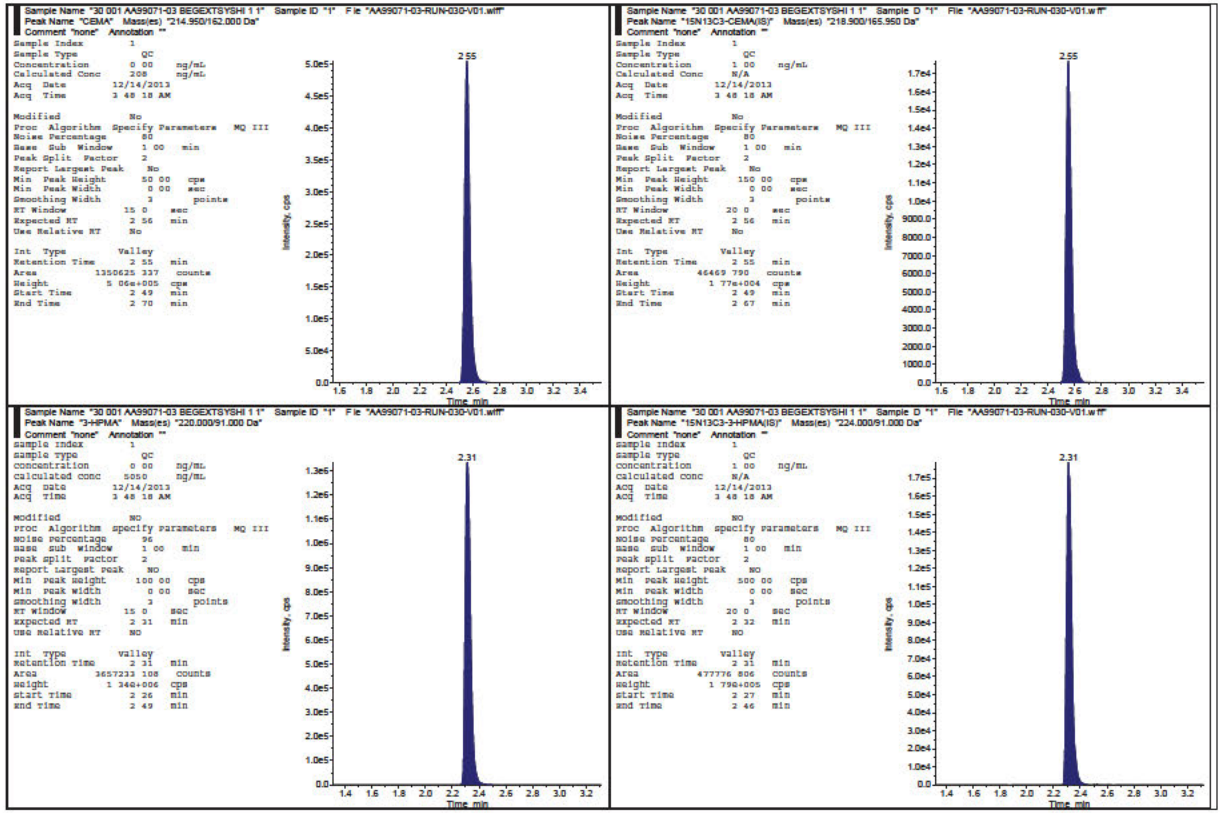

3-HPMA, HBMA, and CEMA in Human Urine
Celerion Study AA99071-03

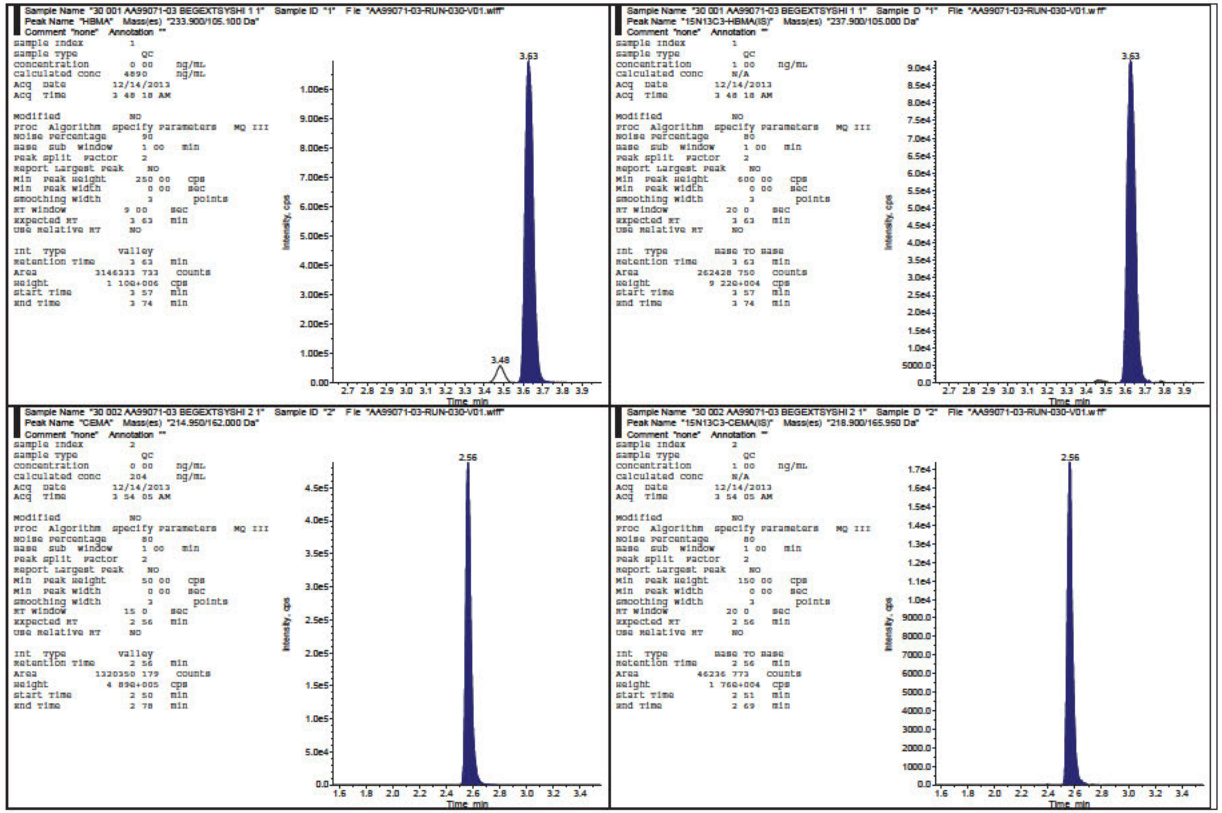

3-HPMA, HBMA, and CEMA in Human Urine
Celerion Study AA99071-03

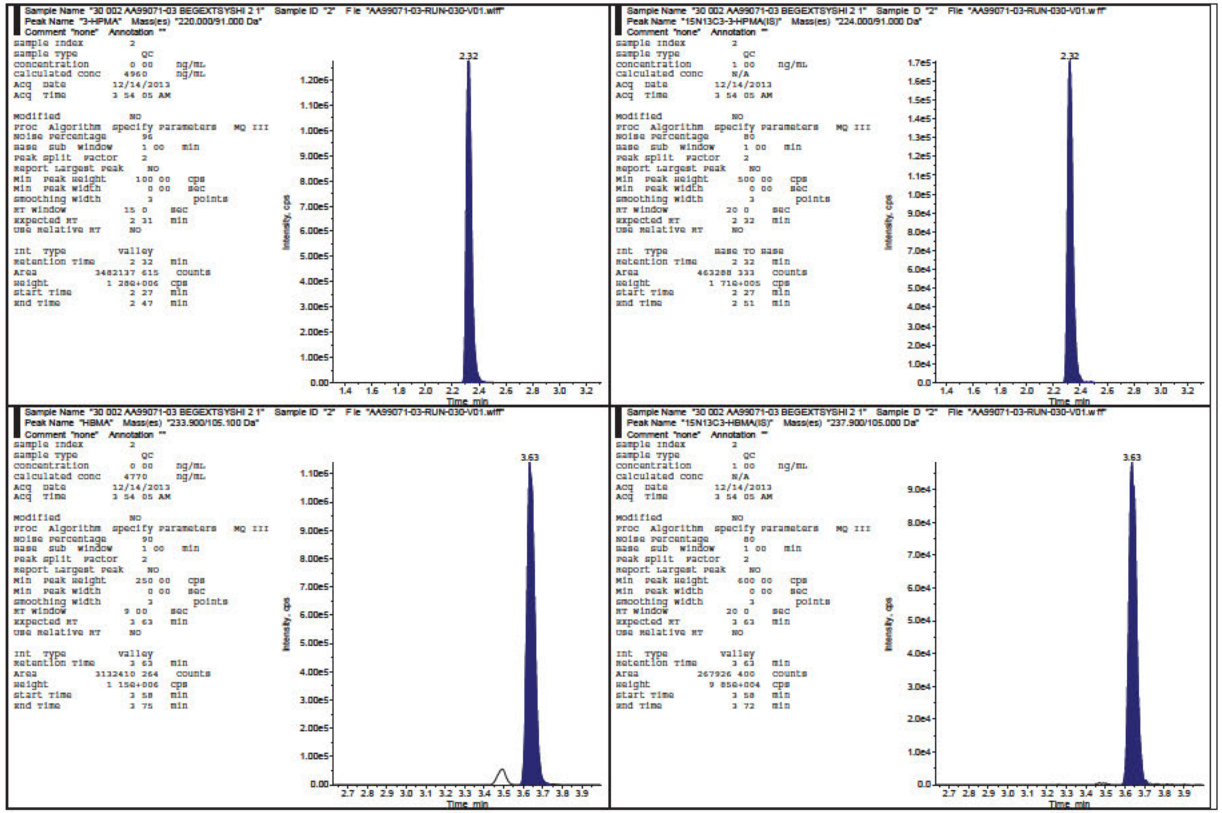

3-HPMA, HBMA, and CEMA in Human Urine
Celerion Study AA99071-03

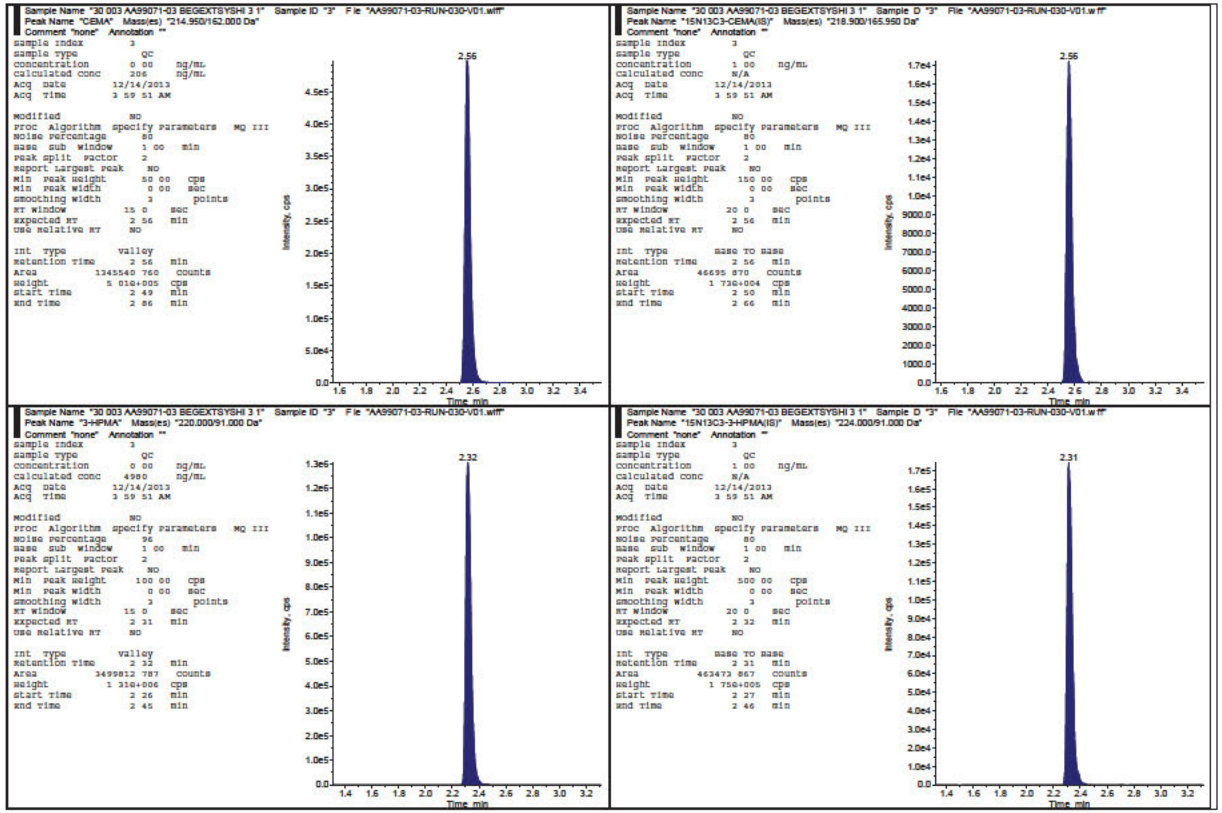

3-HPMA, HBMA, and CEMA in Human Urine
Celerion Study AA99071-03

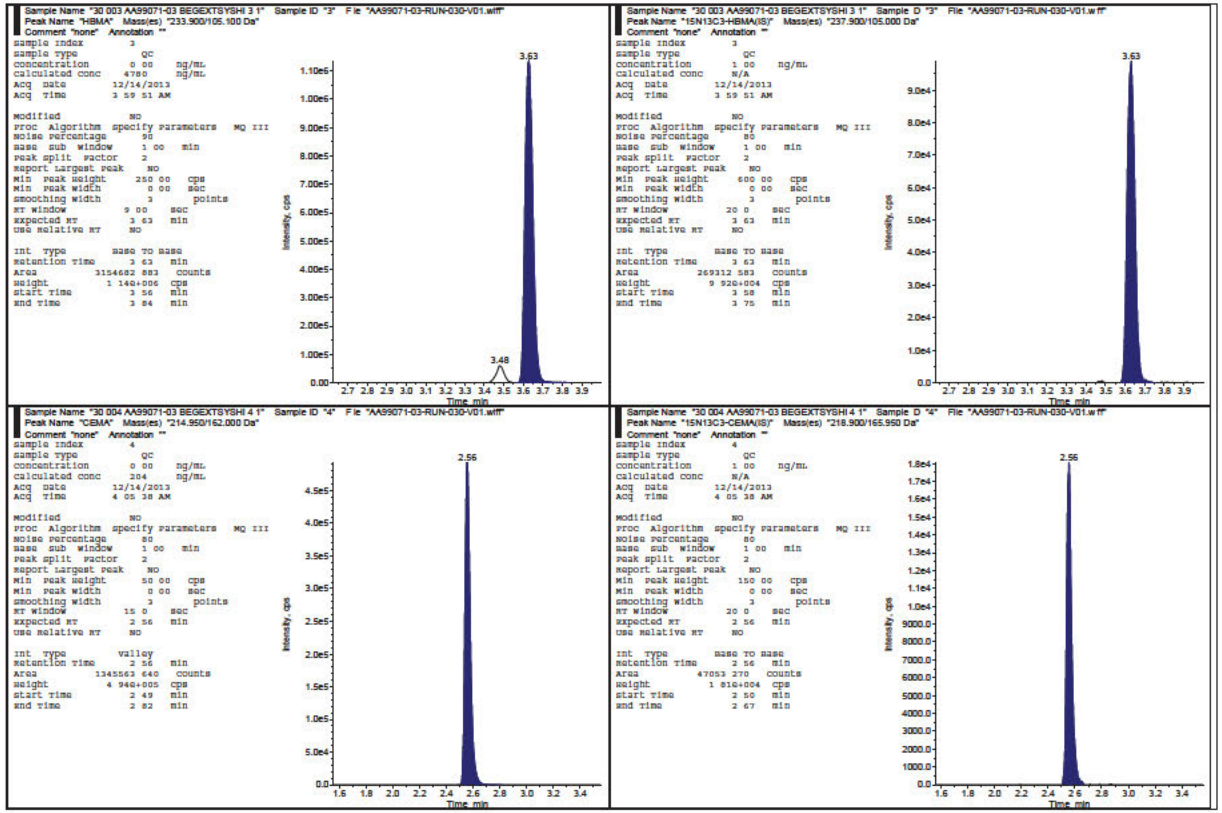

3-HPMA, HBMA, and CEMA in Human Urine
Celerion Study AA99071-03

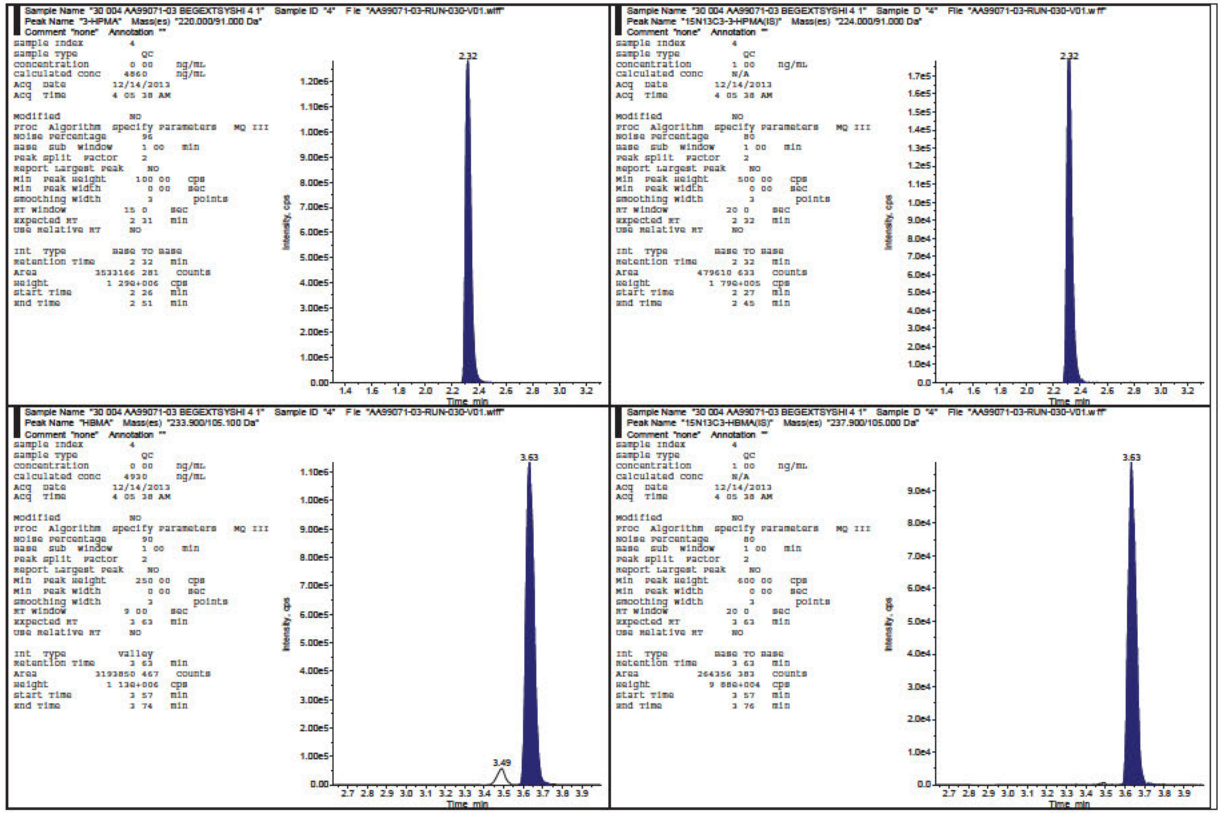

3-HPMA, HBMA, and CEMA in Human Urine
Celerion Study AA99071-03

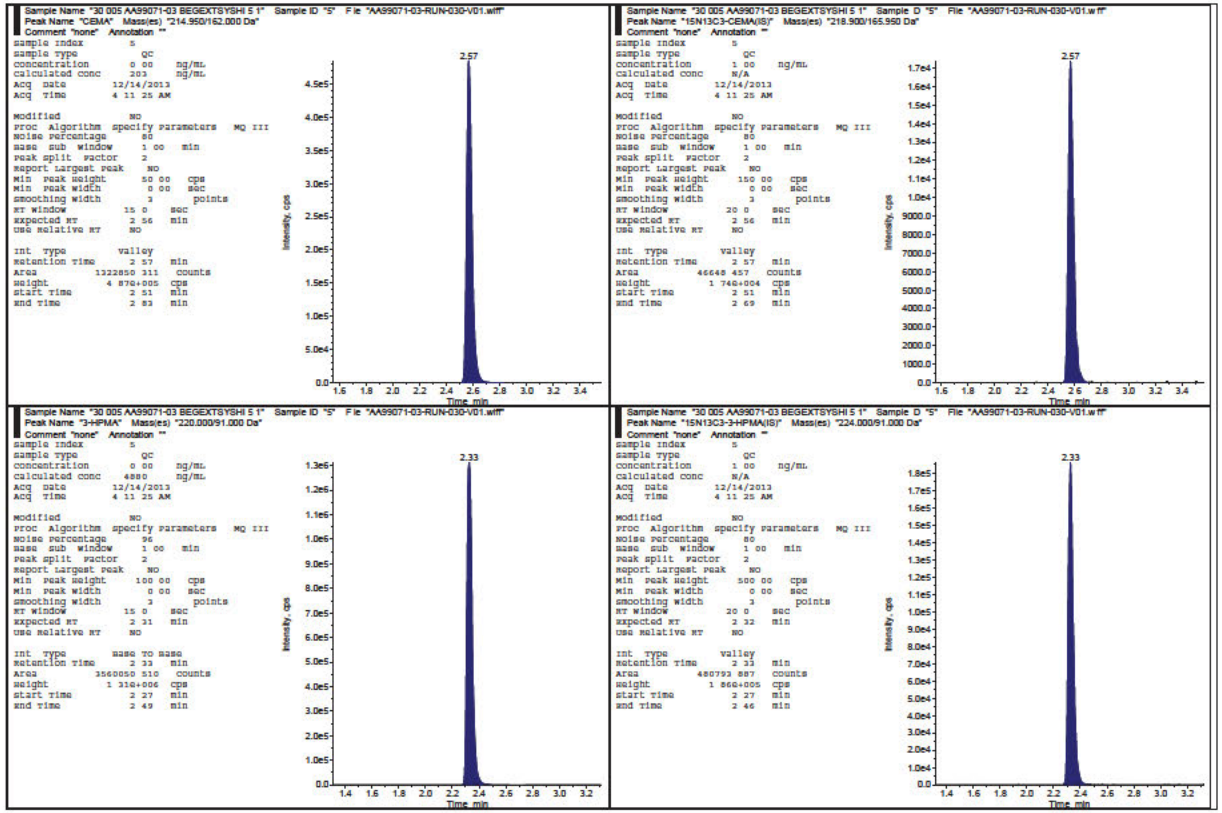

3-HPMA, HBMA, and CEMA in Human Urine
Celerion Study AA99071-03

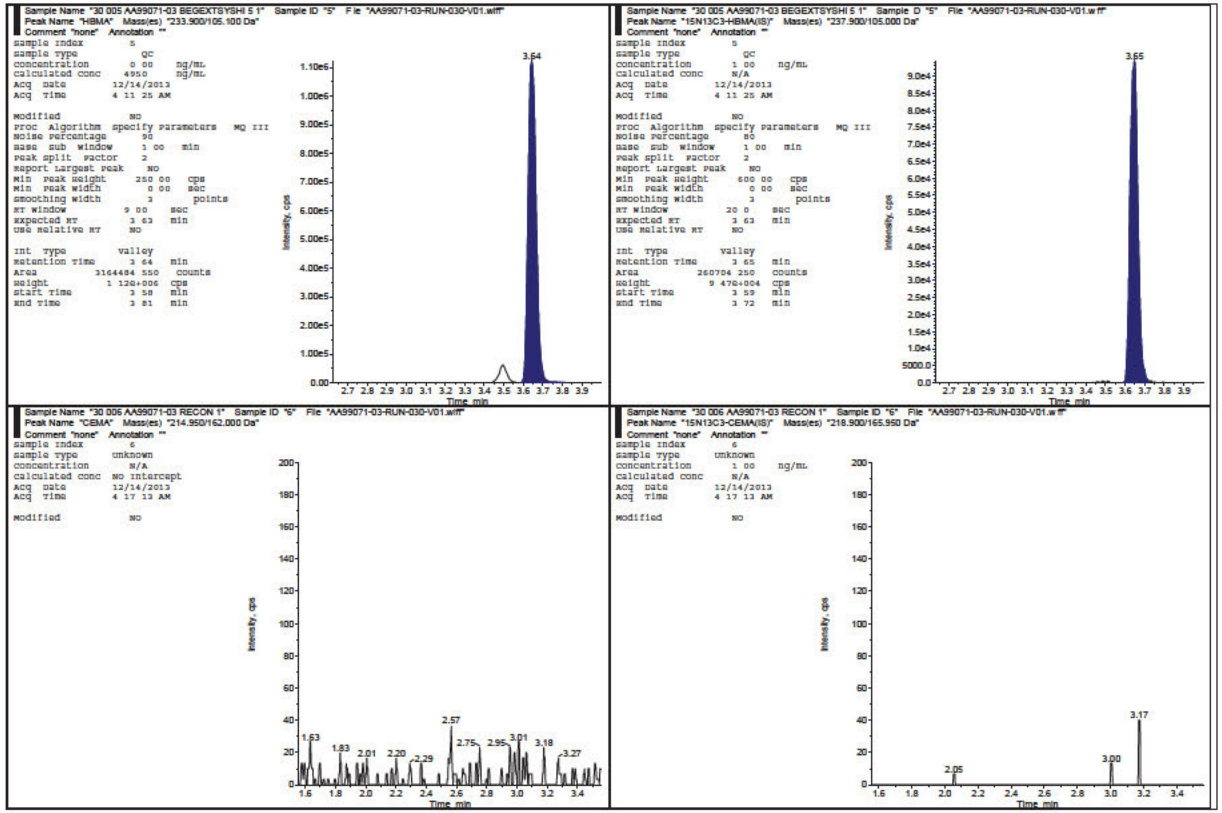

3-HPMA, HBMA, and CEMA in Human Urine
Celerion Study AA99071-03

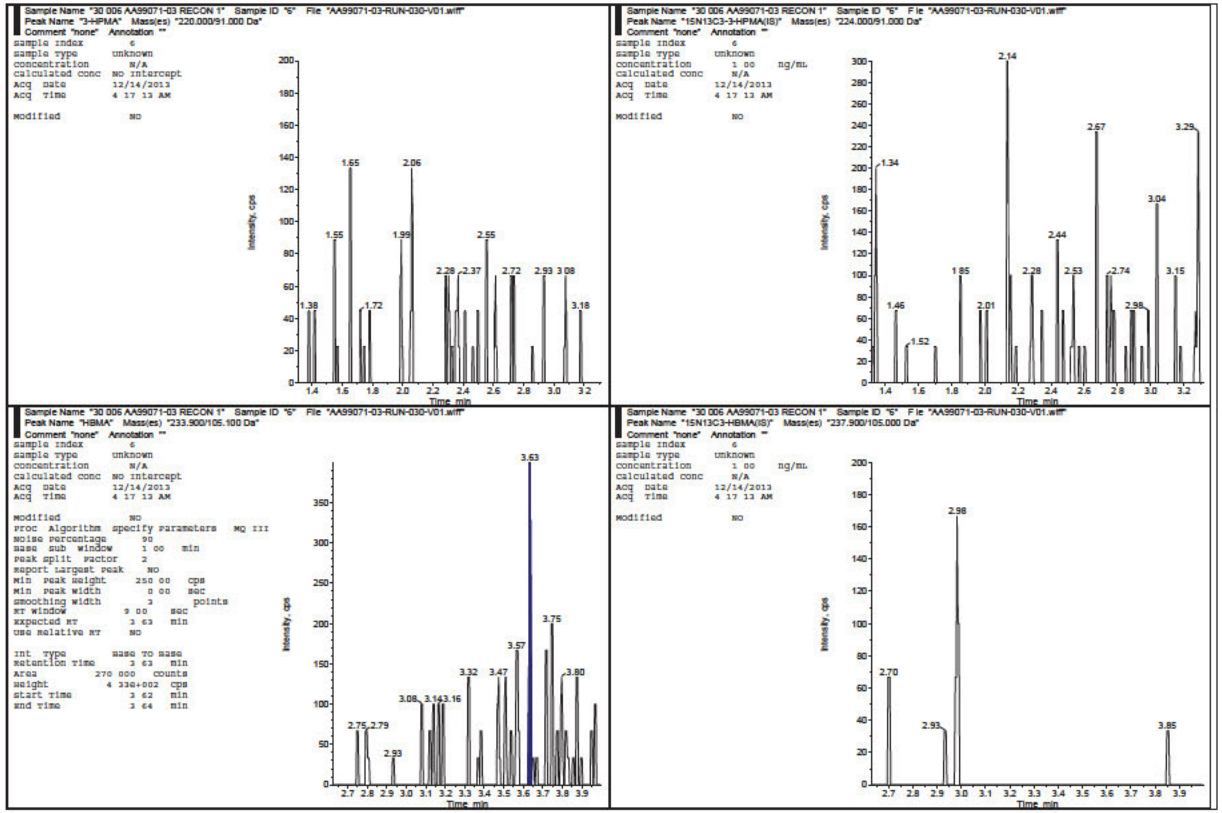

3-HPMA, HBMA, and CEMA in Human Urine
Celerion Study AA99071-03

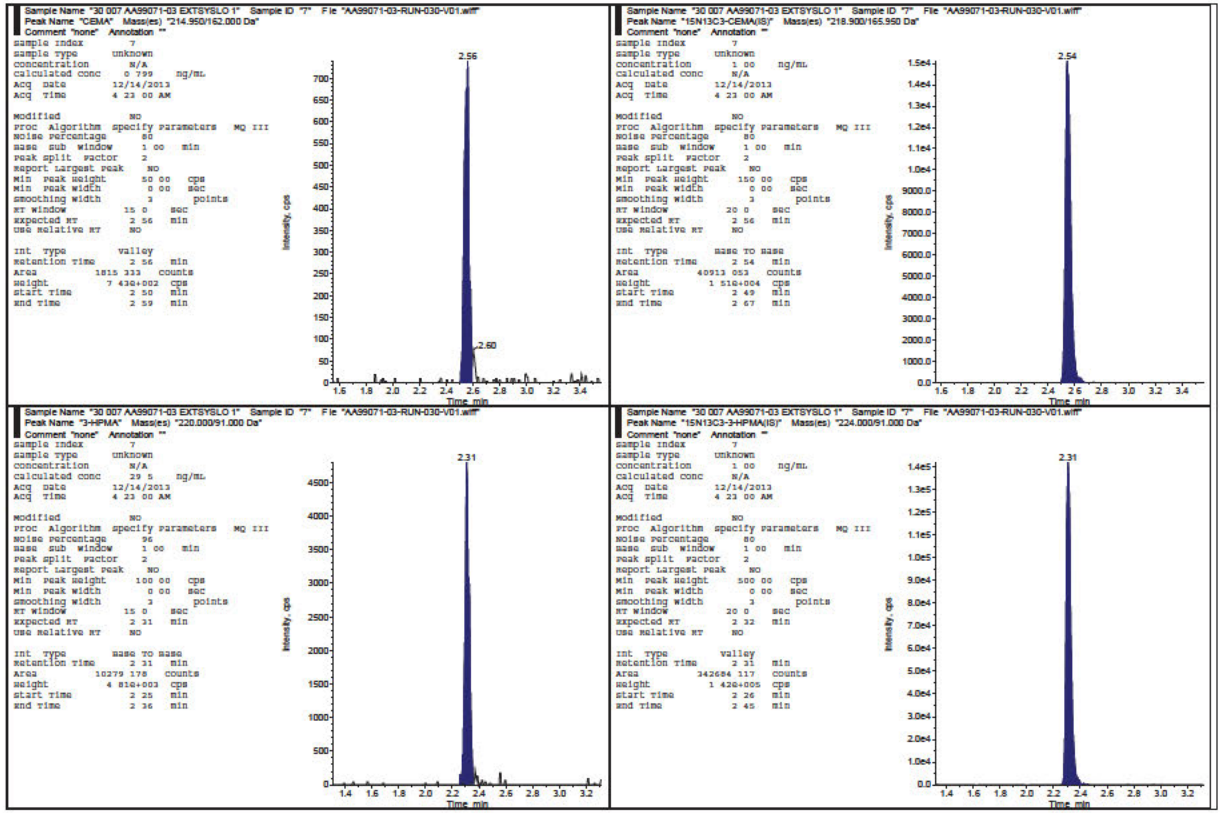

3-HPMA, HBMA, and CEMA in Human Urine
Celerion Study AA99071-03

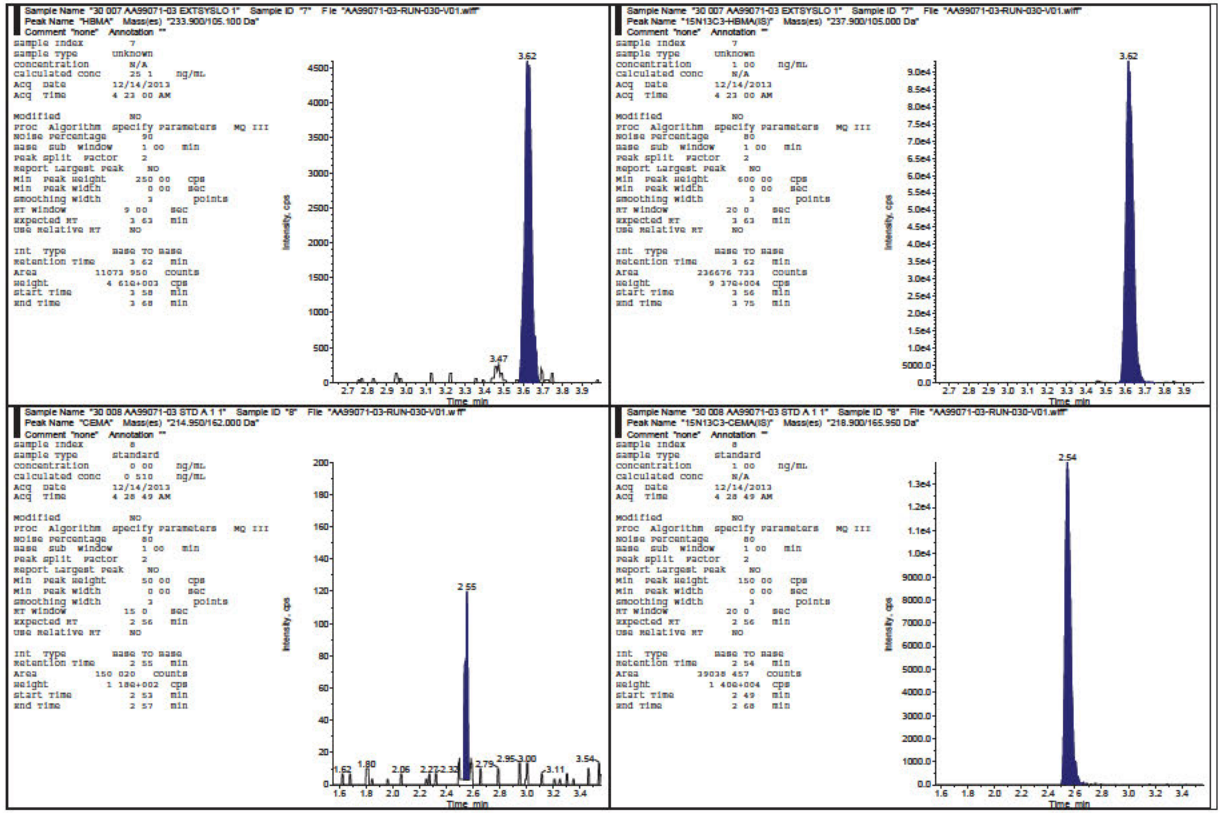

3-HPMA, HBMA, and CEMA in Human Urine
Celerion Study AA99071-03

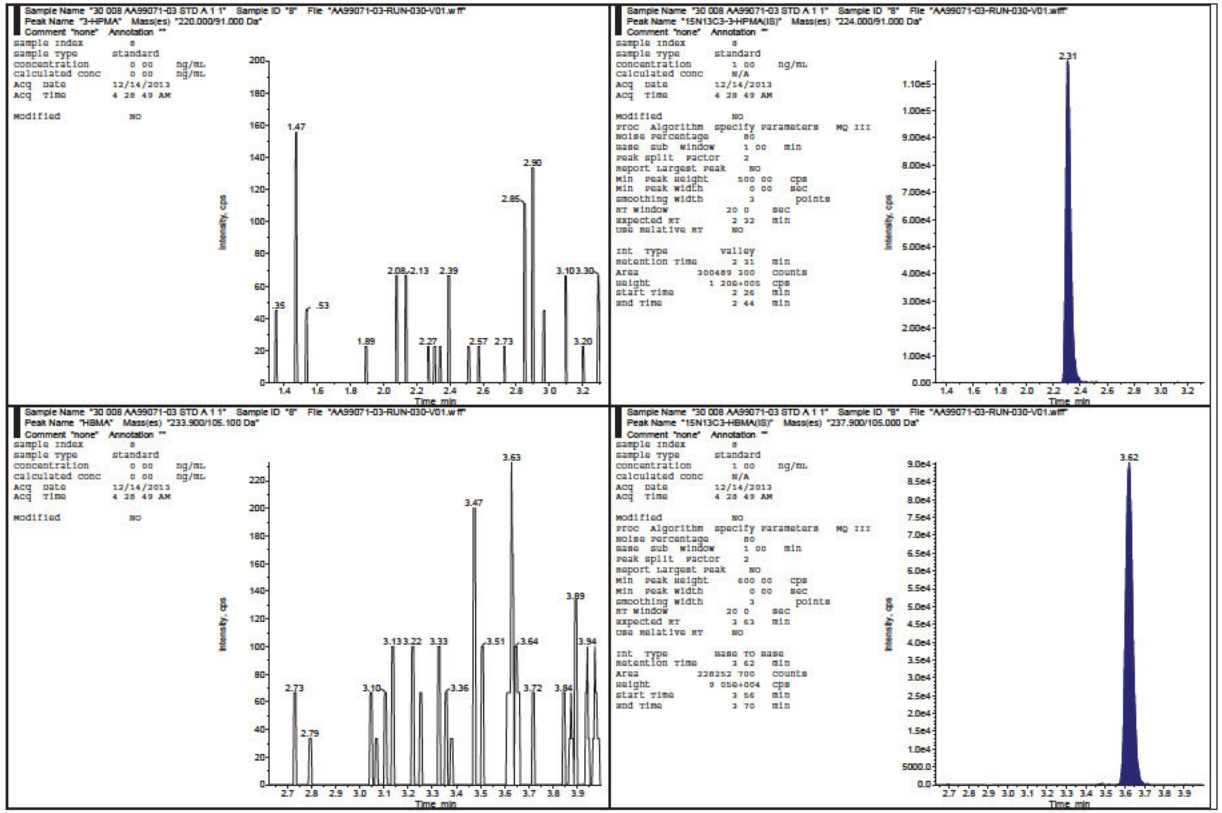

3-HPMA, HBMA, and CEMA in Human Urine
Celerion Study AA99071-03

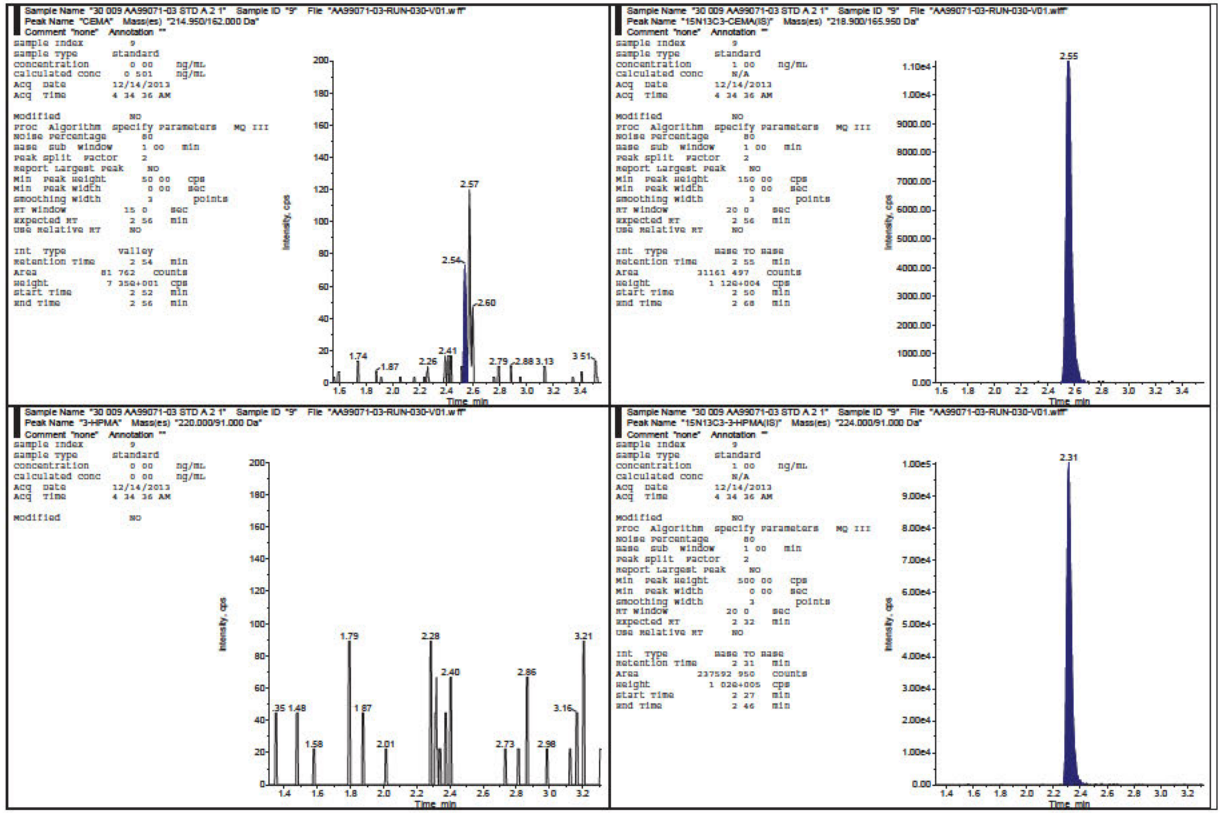

3-HPMA, HBMA, and CEMA in Human Urine
Celerion Study AA99071-03

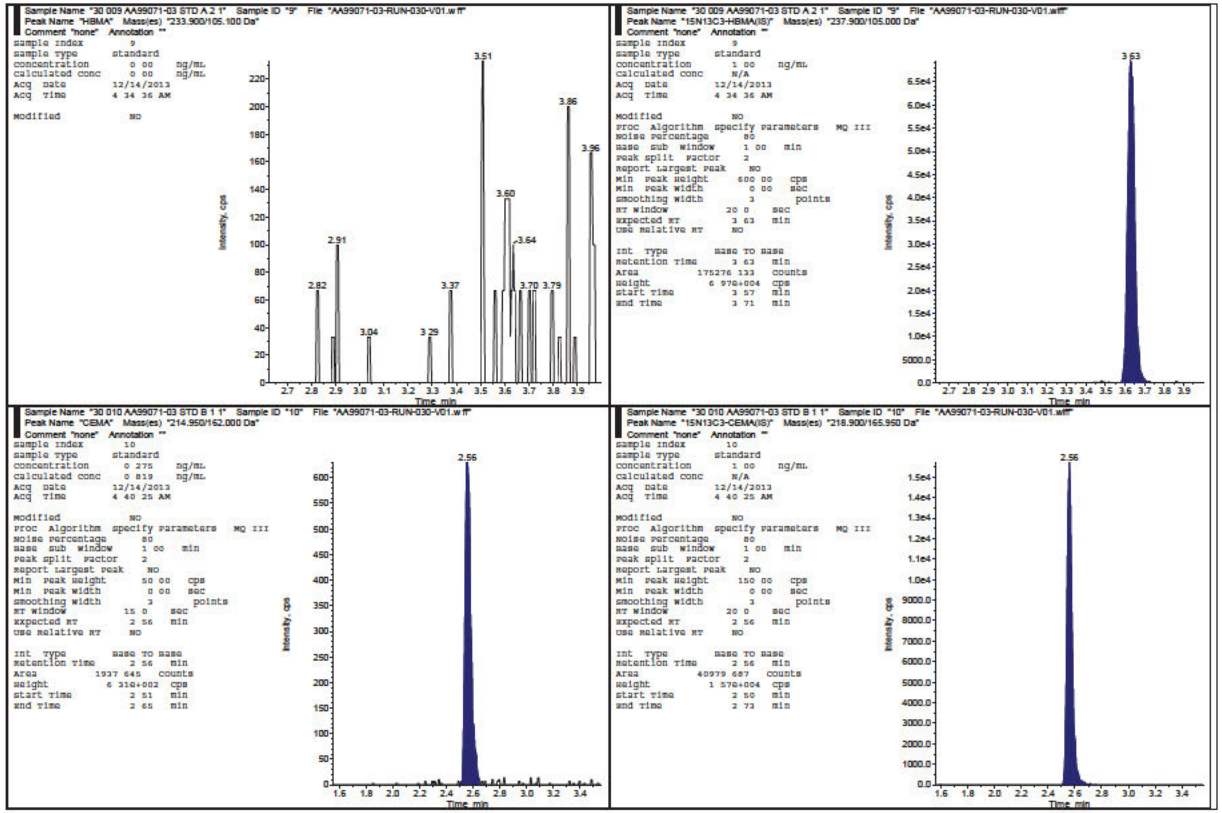

3-HPMA, HBMA, and CEMA in Human Urine
Celerion Study AA99071-03

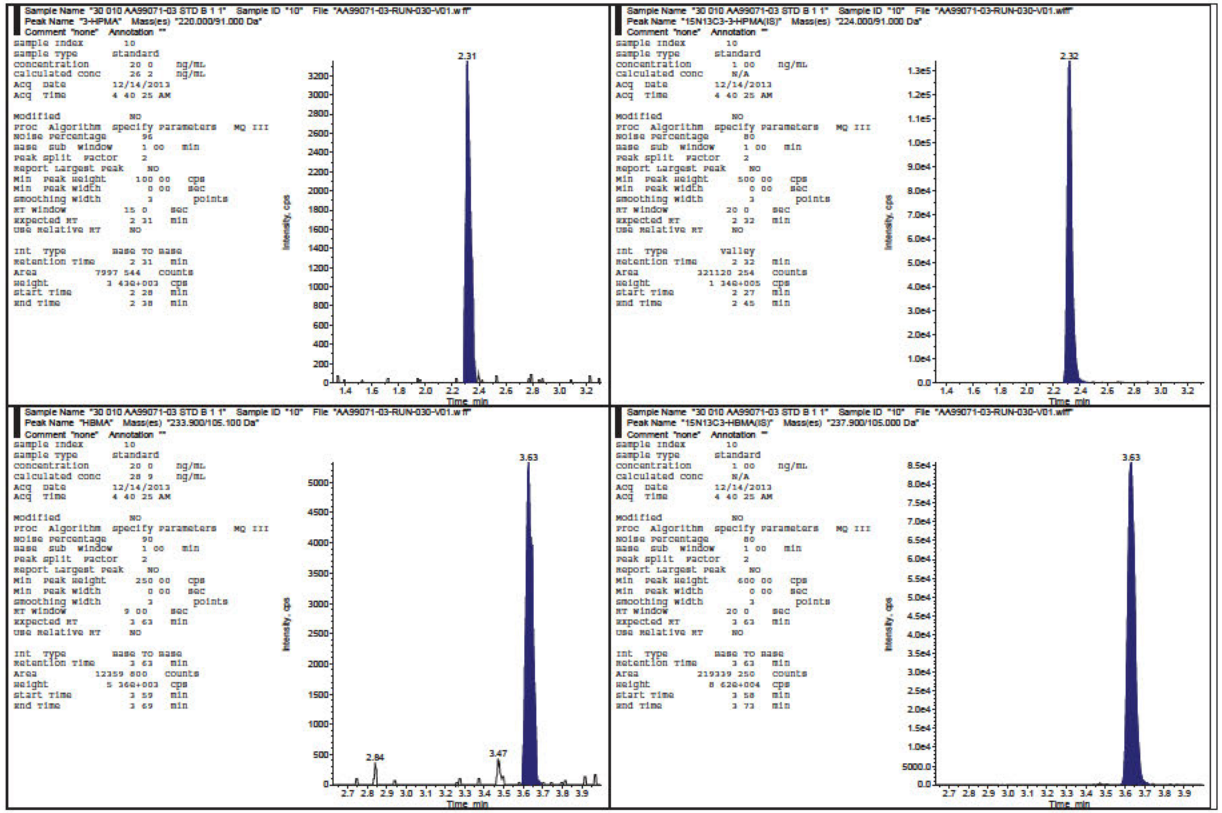

3-HPMA, HBMA, and CEMA in Human Urine
Celerion Study AA99071-03

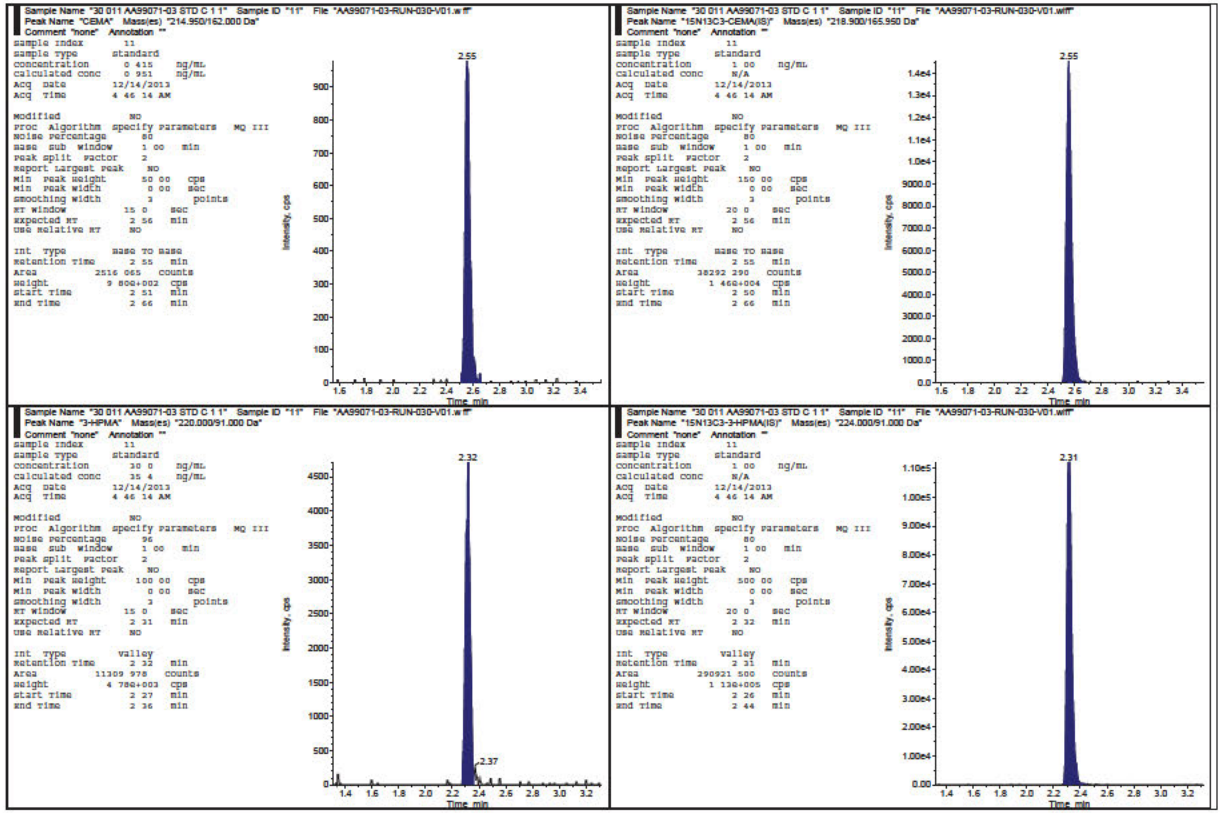

3-HPMA, HBMA, and CEMA in Human Urine
Celerion Study AA99071-03

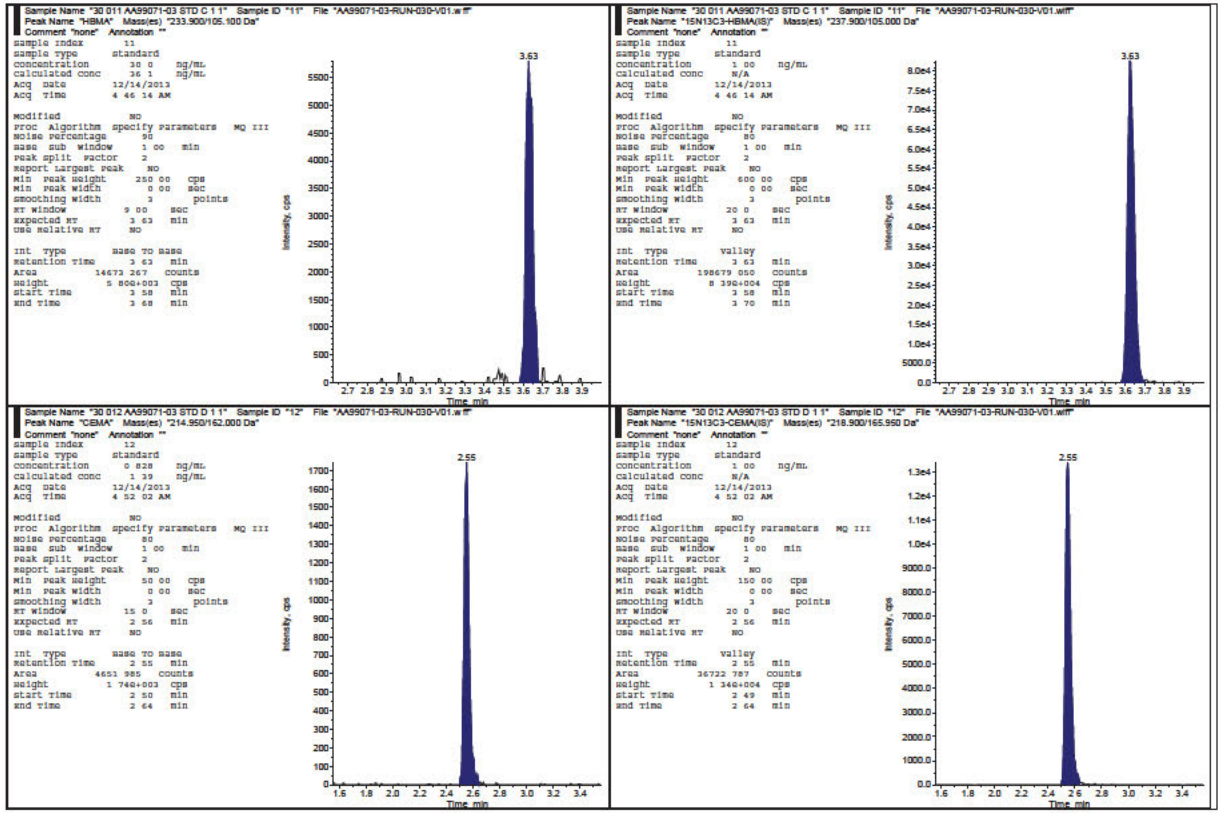

3-HPMA, HBMA, and CEMA in Human Urine
Celerion Study AA99071-03

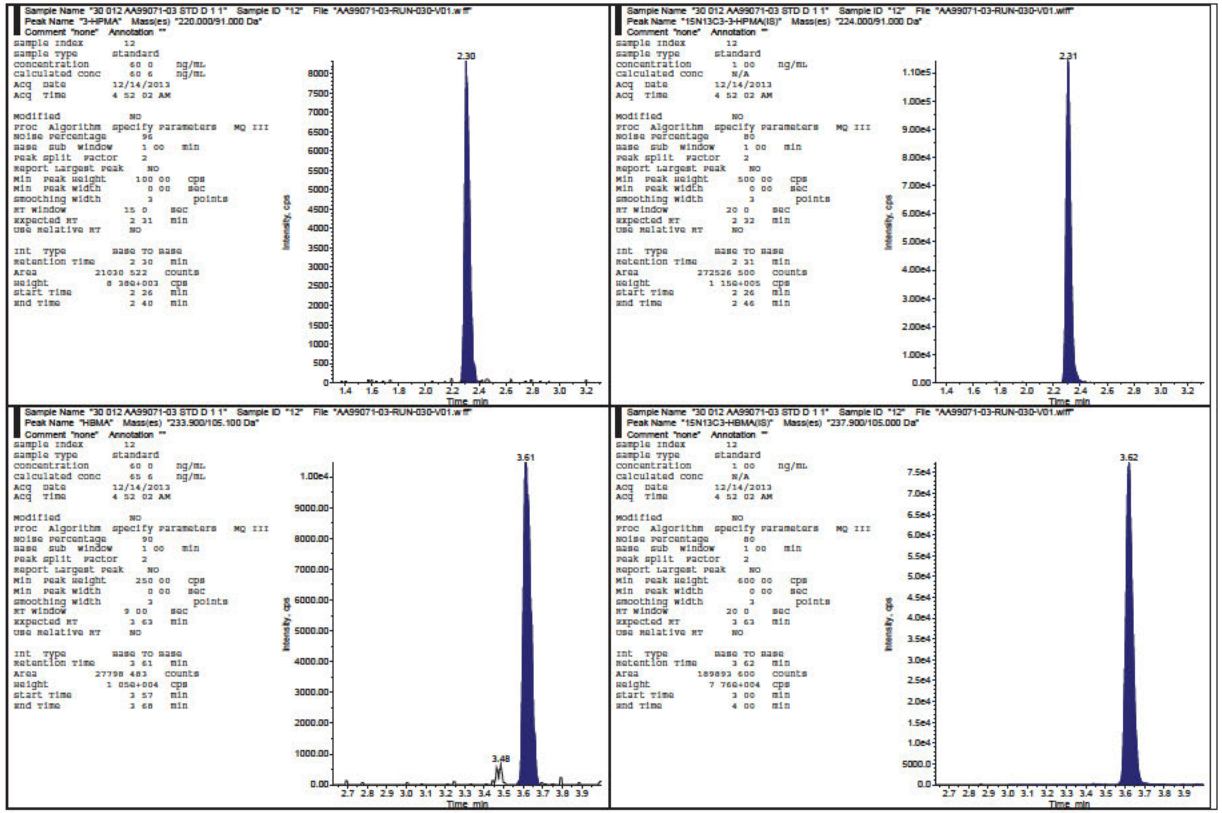

3-HPMA, HBMA, and CEMA in Human Urine
Celerion Study AA99071-03

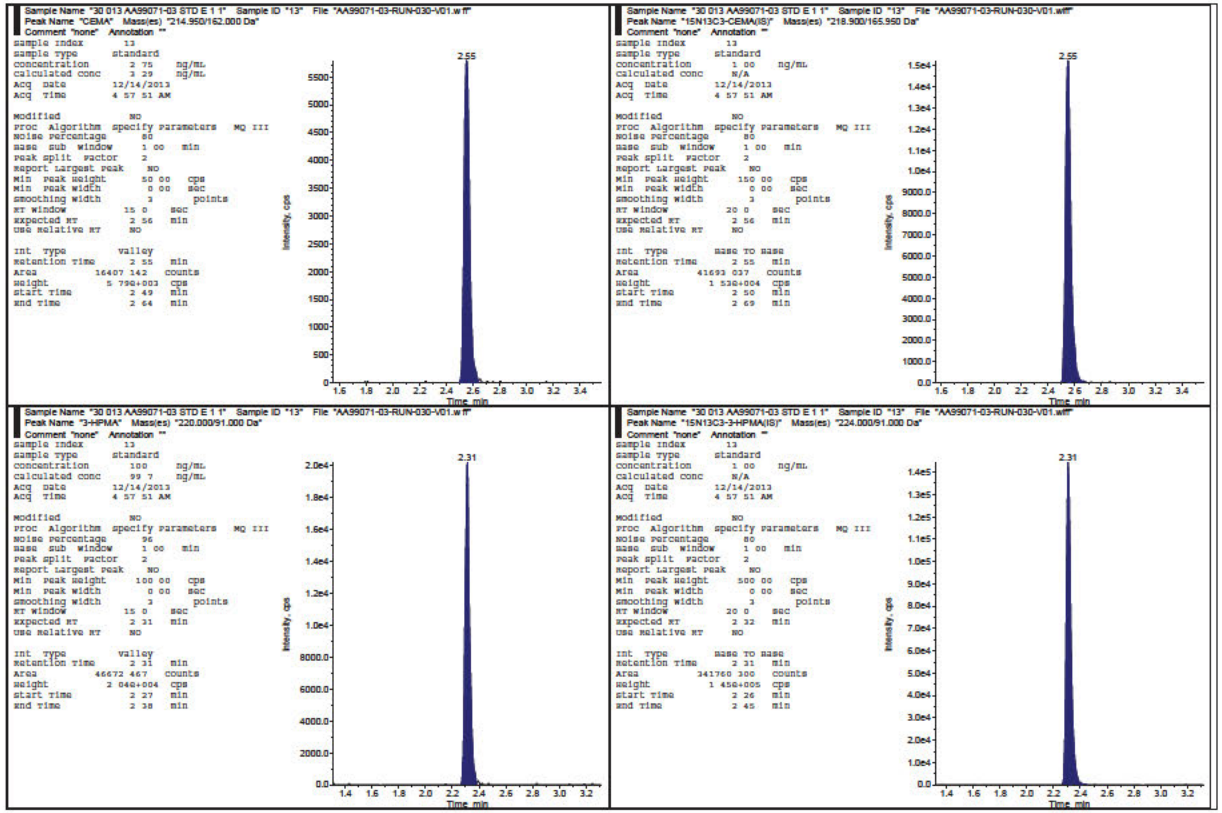

3-HPMA, HBMA, and CEMA in Human Urine
Celerion Study AA99071-03

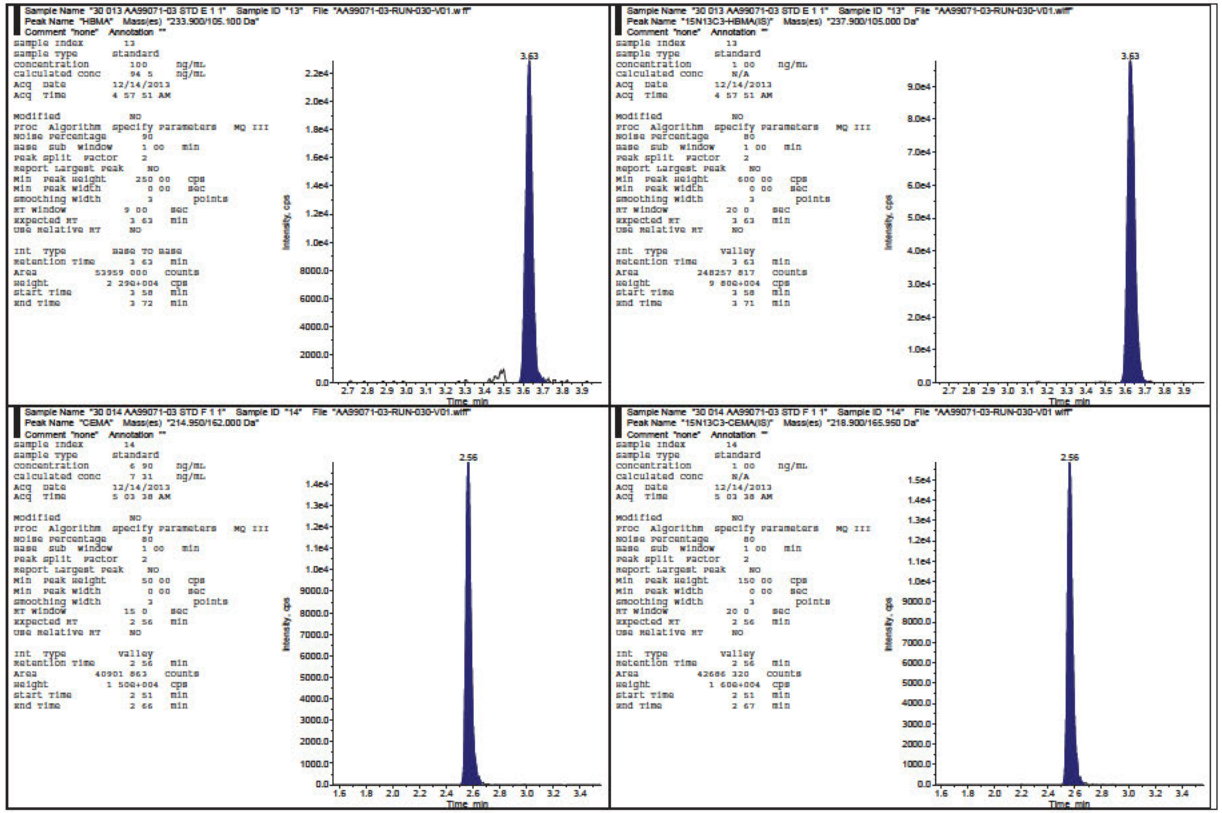

3-HPMA, HBMA, and CEMA in Human Urine
Celerion Study AA99071-03

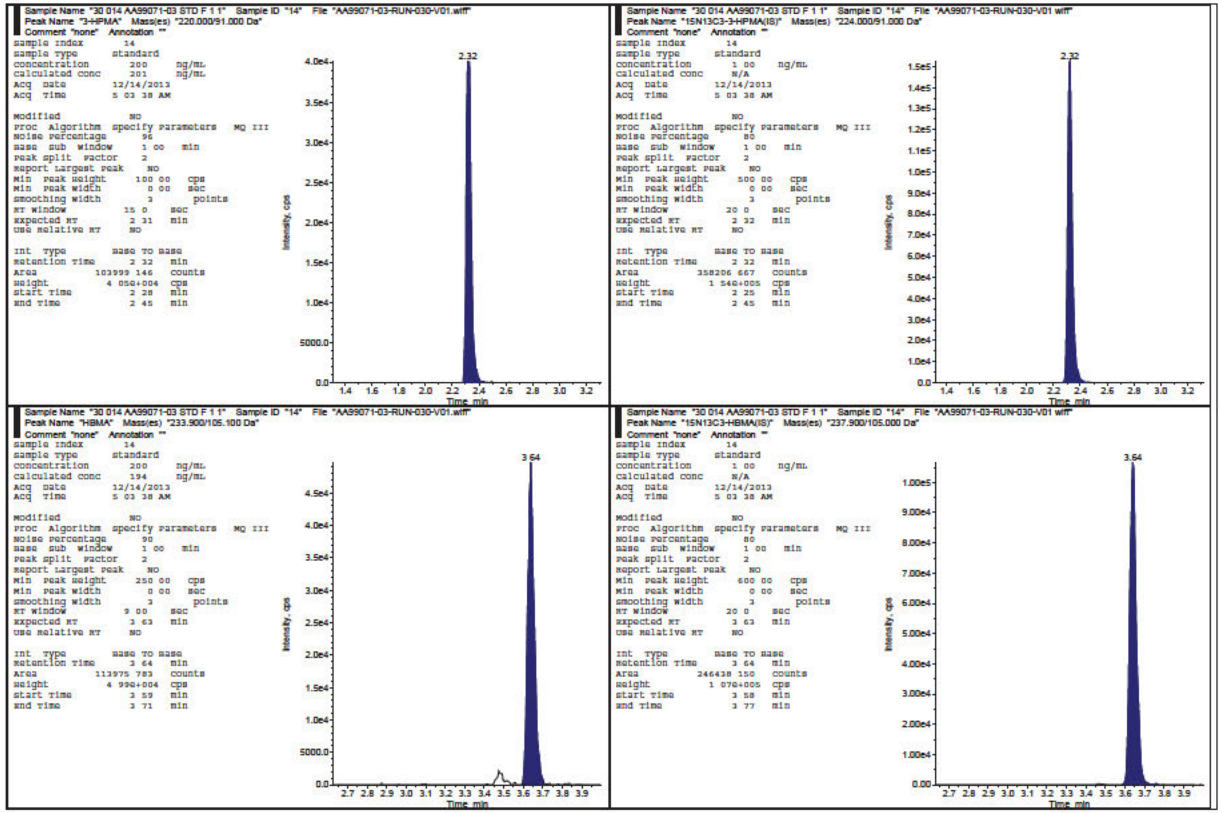

3-HPMA, HBMA, and CEMA in Human Urine
Celerion Study AA99071-03

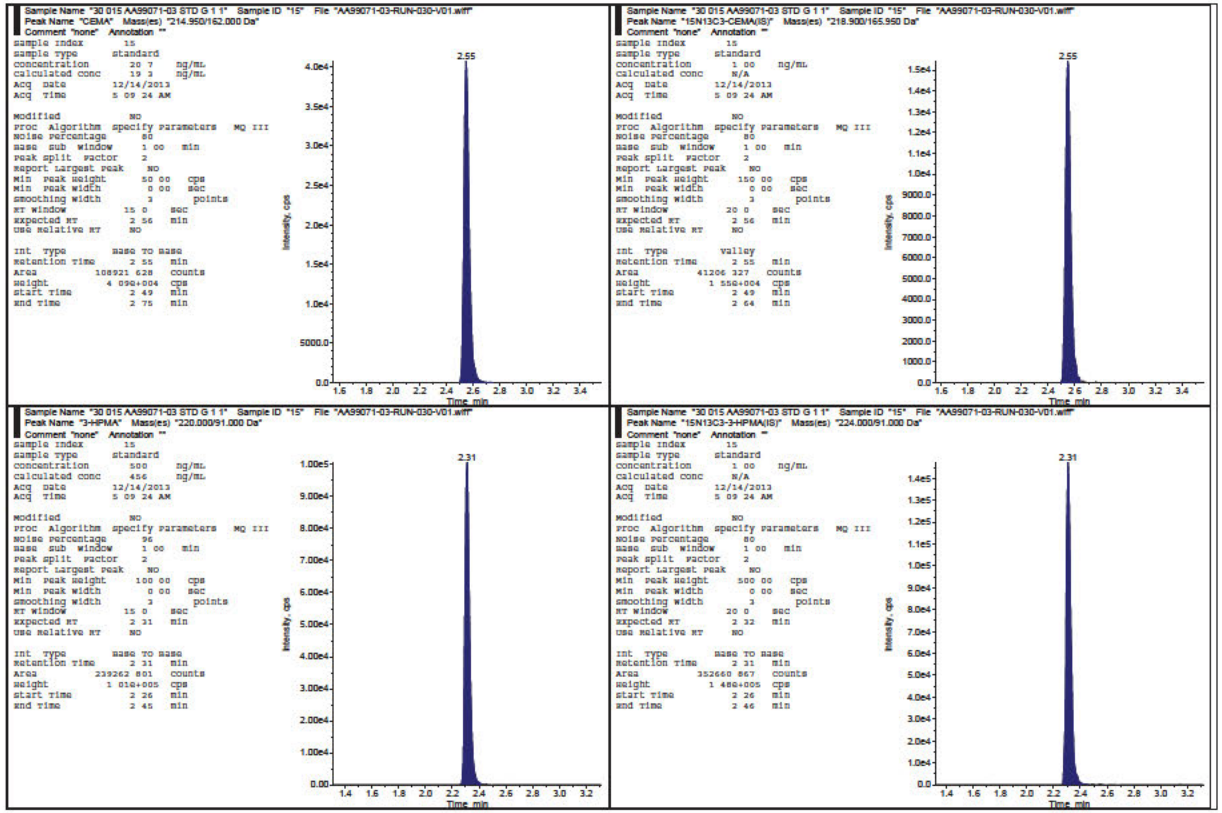

3-HPMA, HBMA, and CEMA in Human Urine
Celerion Study AA99071-03

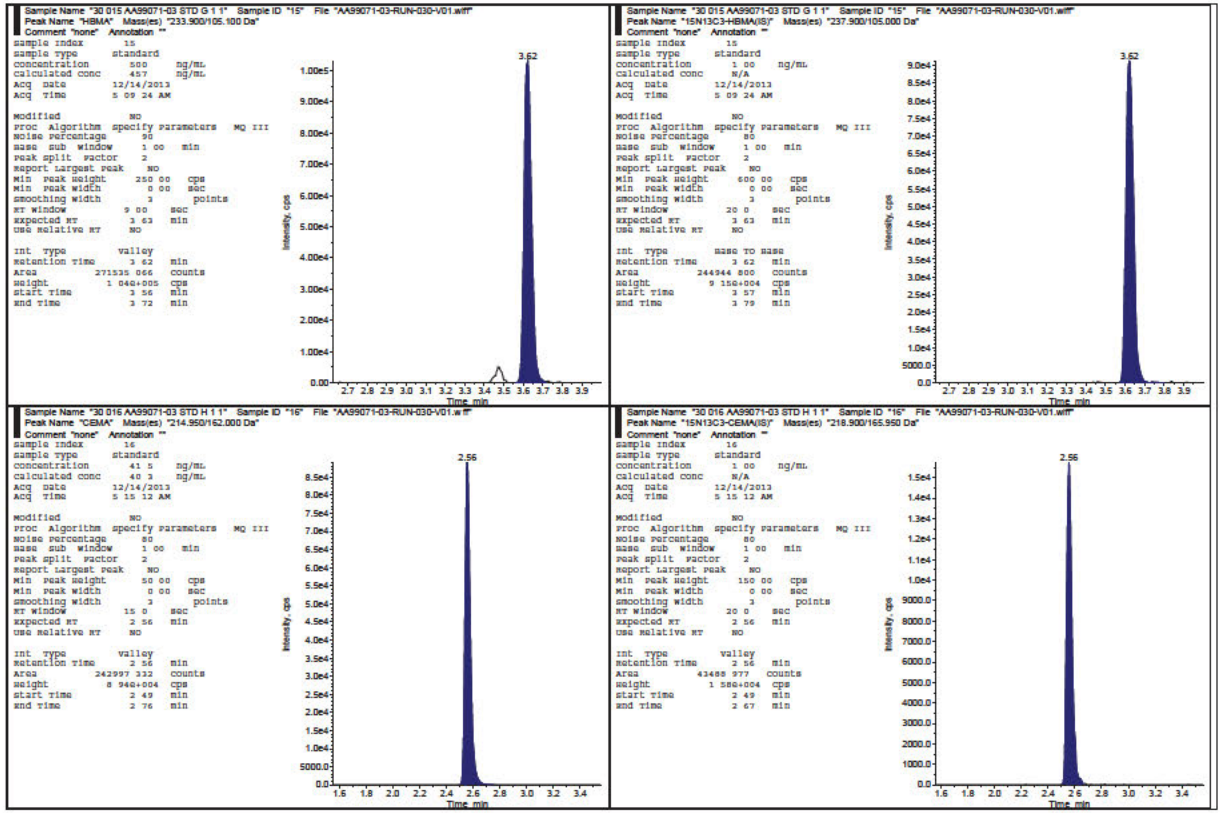

3-HPMA, HBMA, and CEMA in Human Urine
Celerion Study AA99071-03

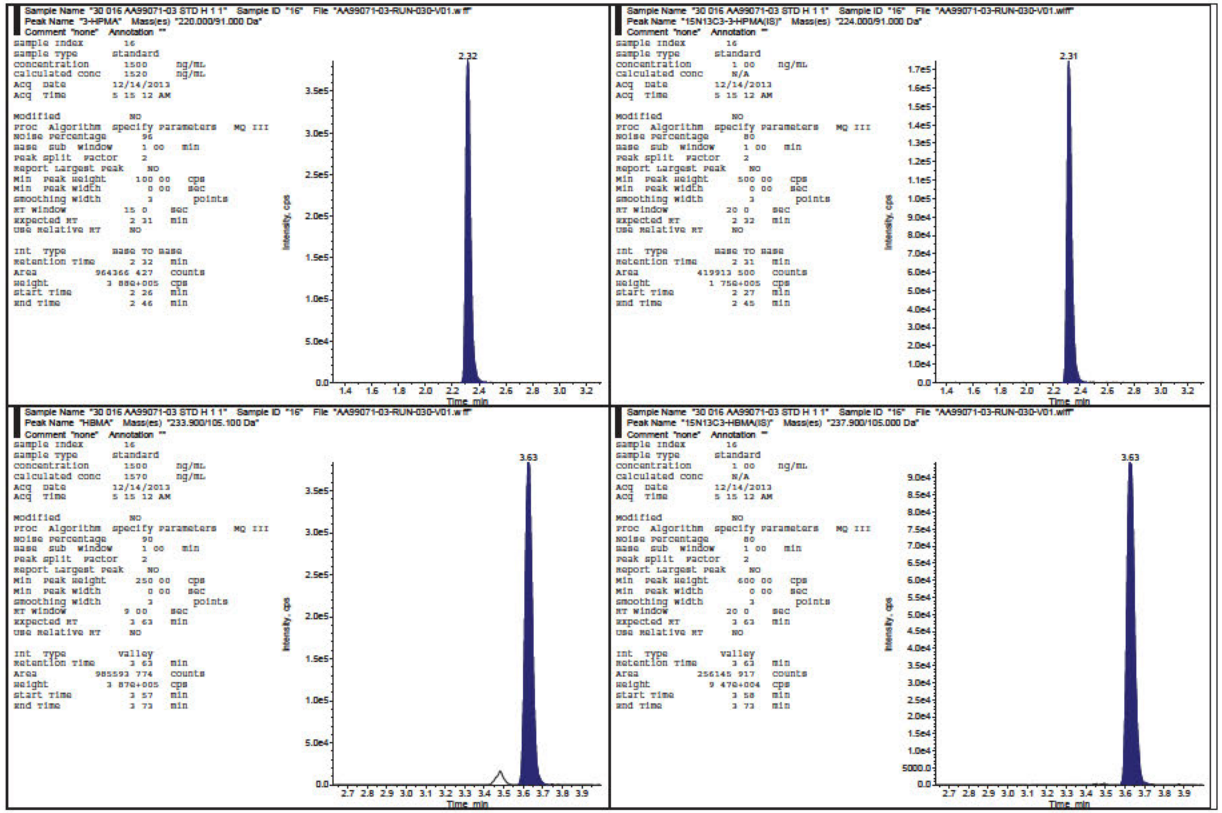

3-HPMA, HBMA, and CEMA in Human Urine
Celerion Study AA99071-03

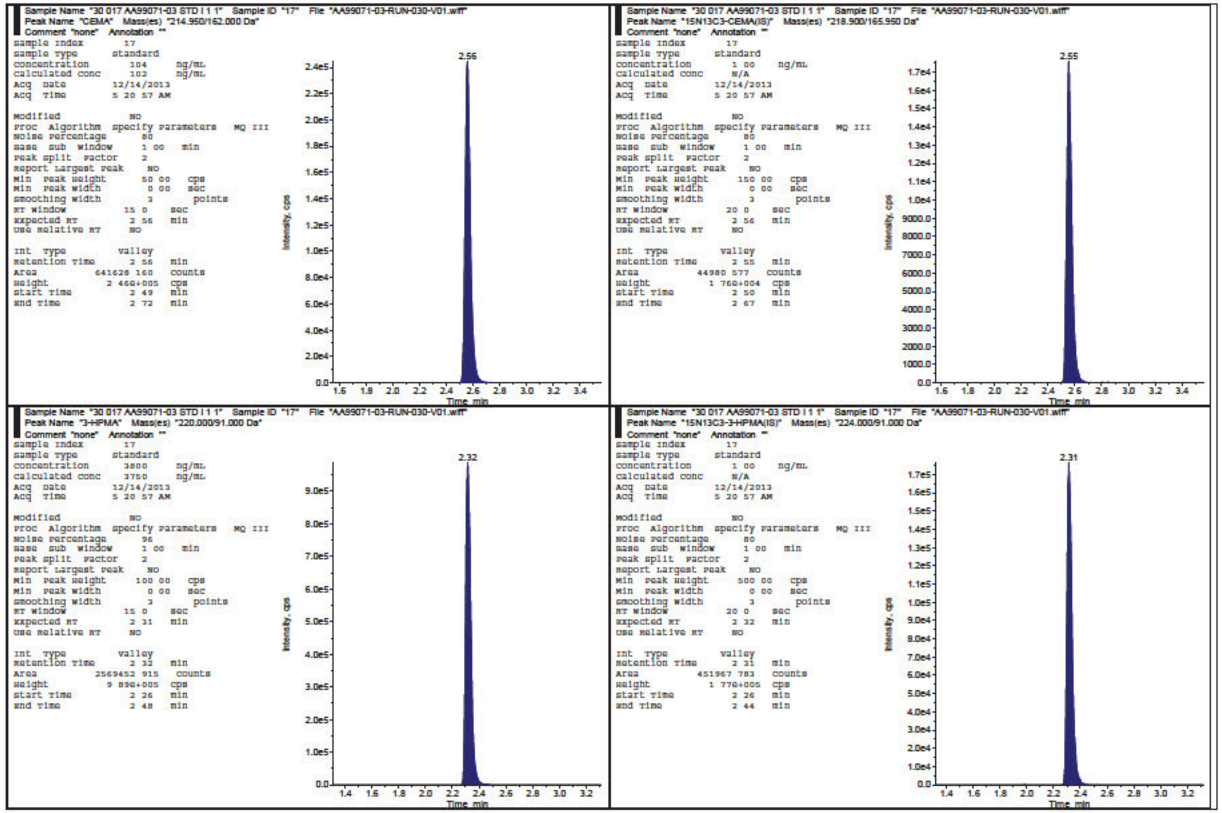

3-HPMA, HBMA, and CEMA in Human Urine
Celerion Study AA99071-03

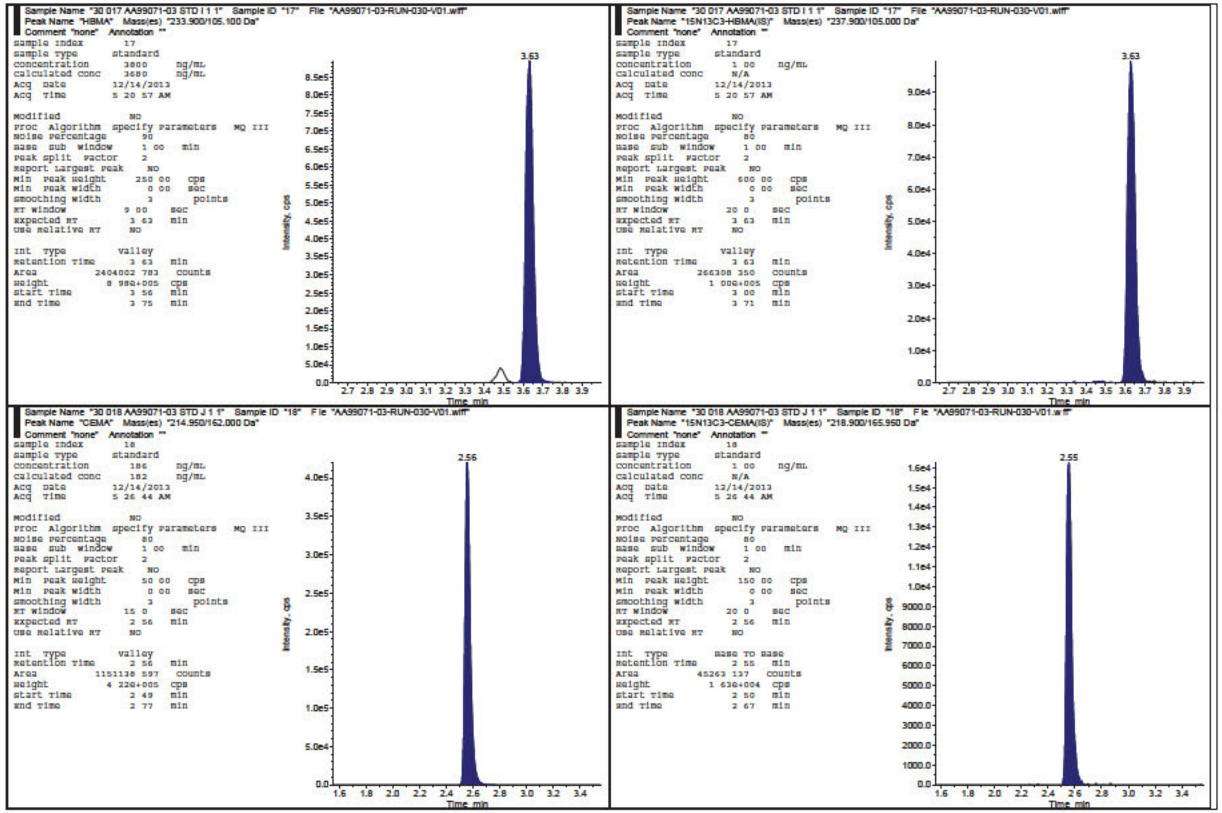

3-HPMA, HBMA, and CEMA in Human Urine
Celerion Study AA99071-03

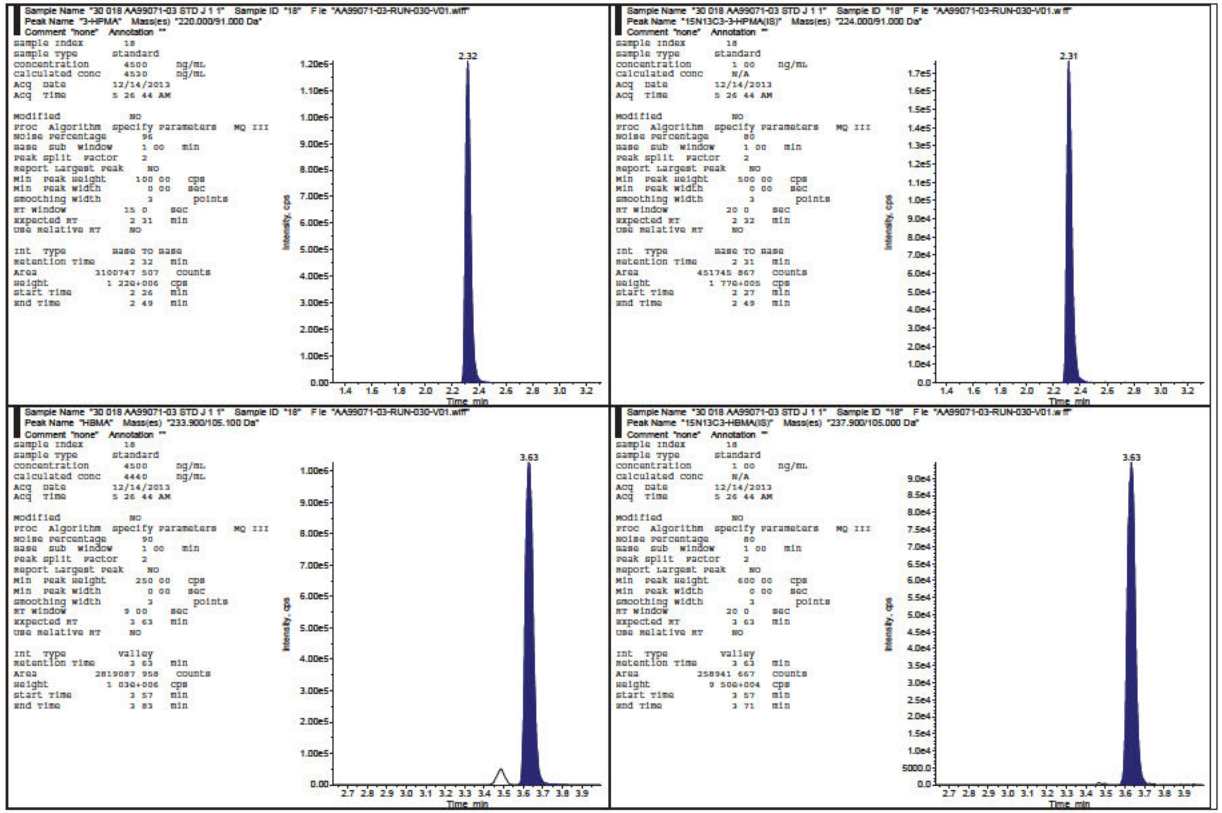

3-HPMA, HBMA, and CEMA in Human Urine
Celerion Study AA99071-03

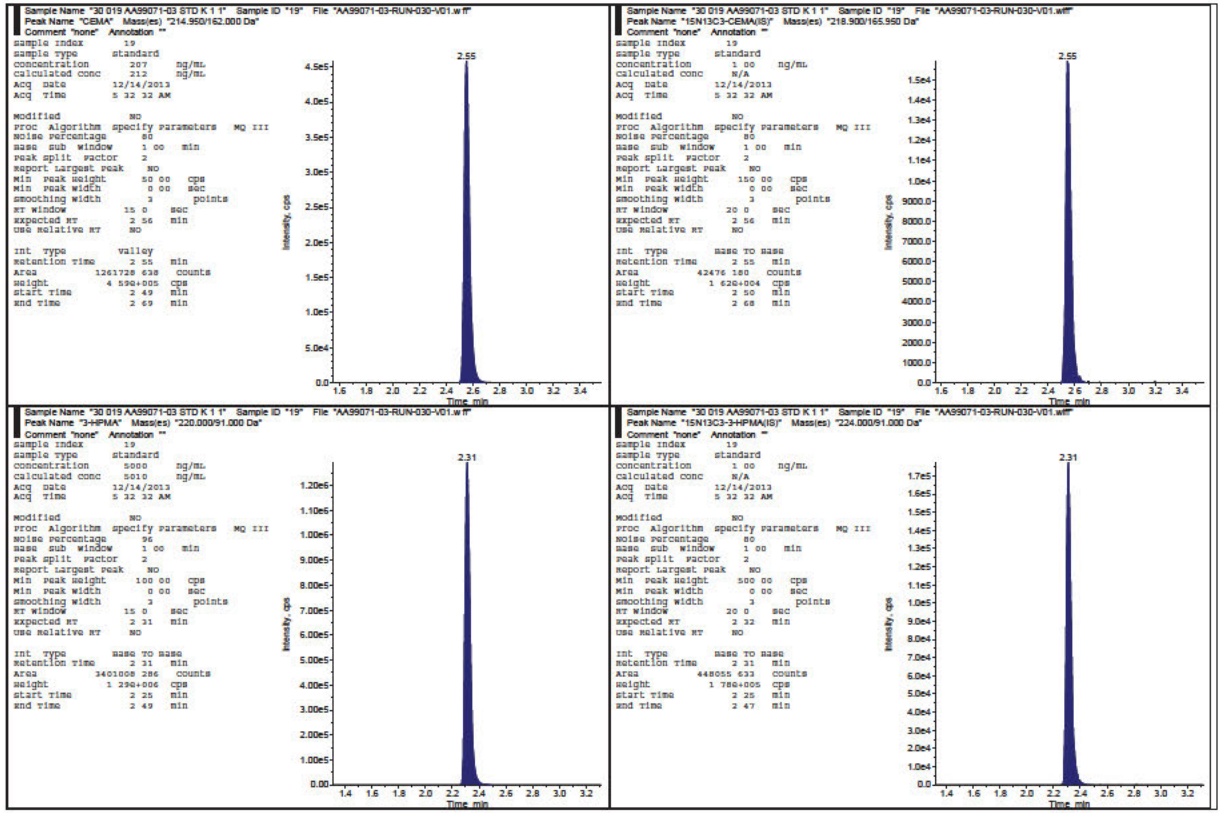

3-HPMA, HBMA, and CEMA in Human Urine
Celerion Study AA99071-03

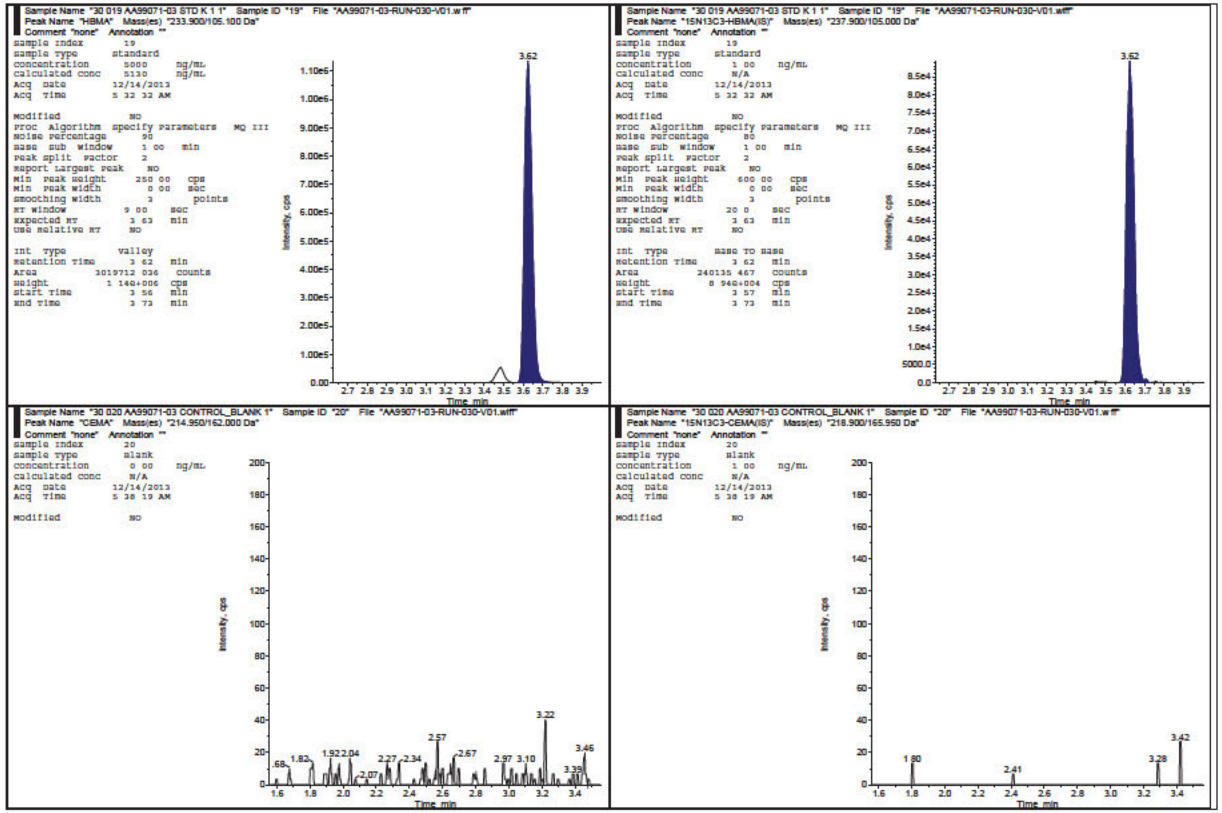

3-HPMA, HBMA, and CEMA in Human Urine
Celerion Study AA99071-03

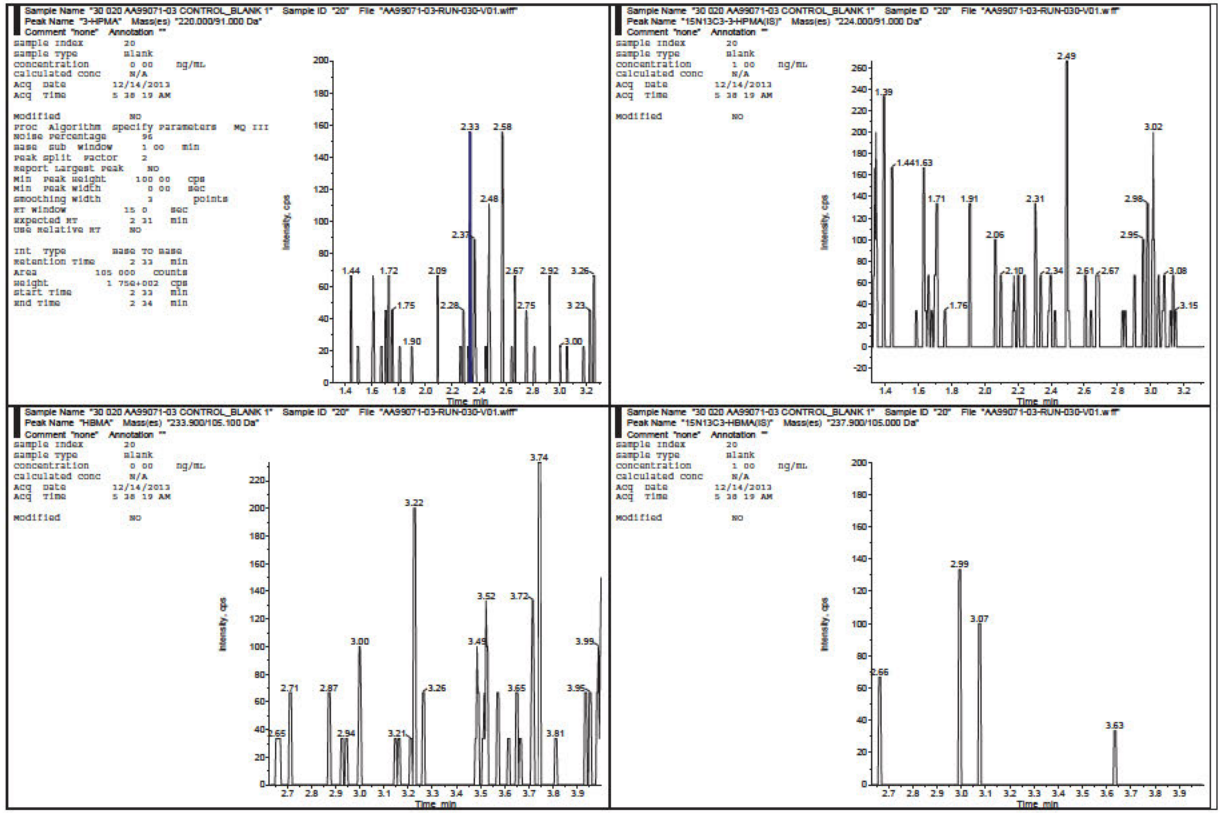

3-HPMA, HBMA, and CEMA in Human Urine
Celerion Study AA99071-03

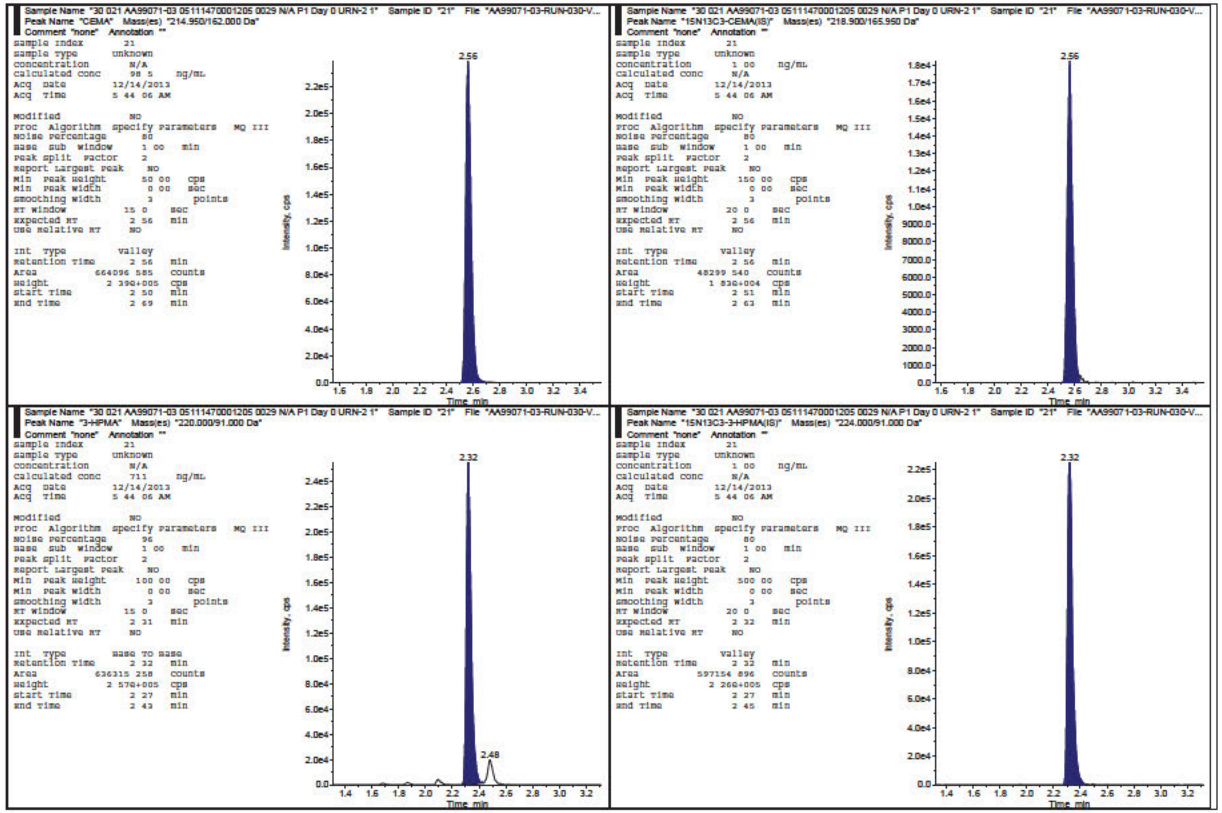

3-HPMA, HBMA, and CEMA in Human Urine
Celerion Study AA99071-03

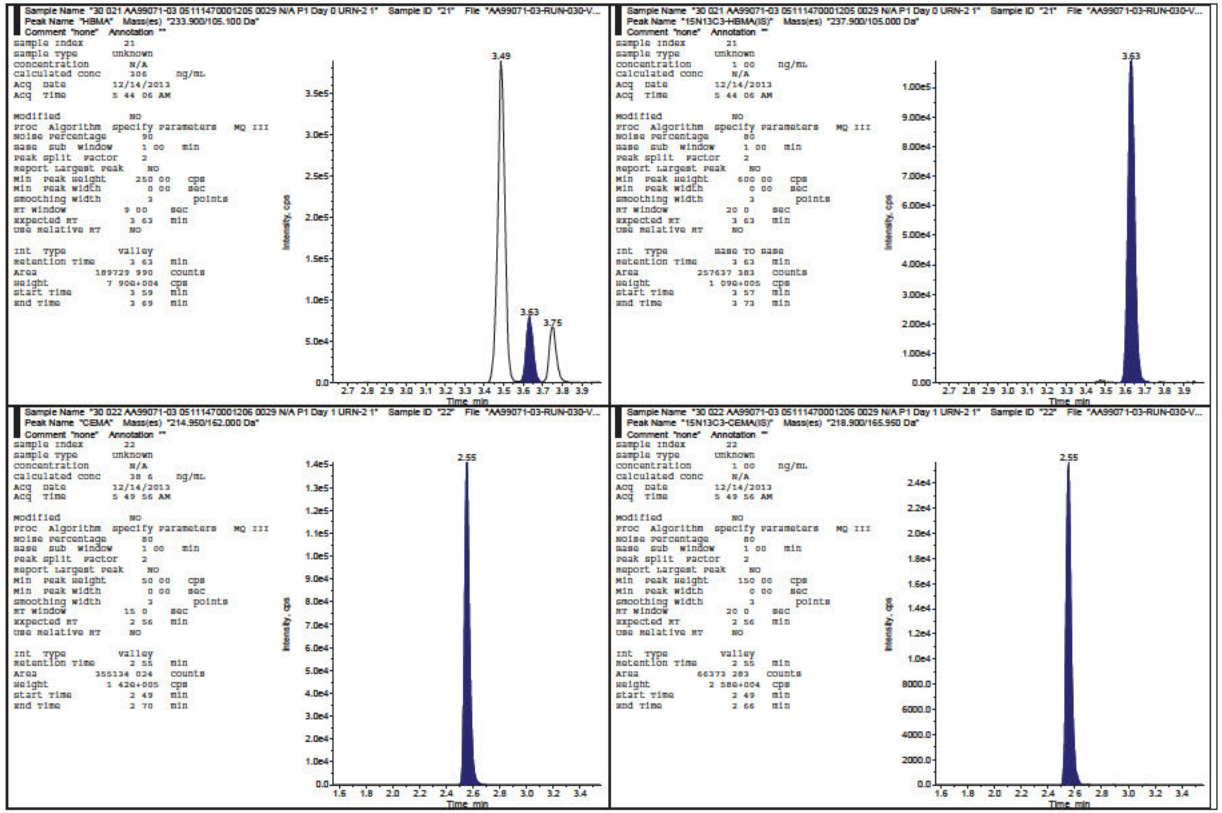

3-HPMA, HBMA, and CEMA in Human Urine
Celerion Study AA99071-03

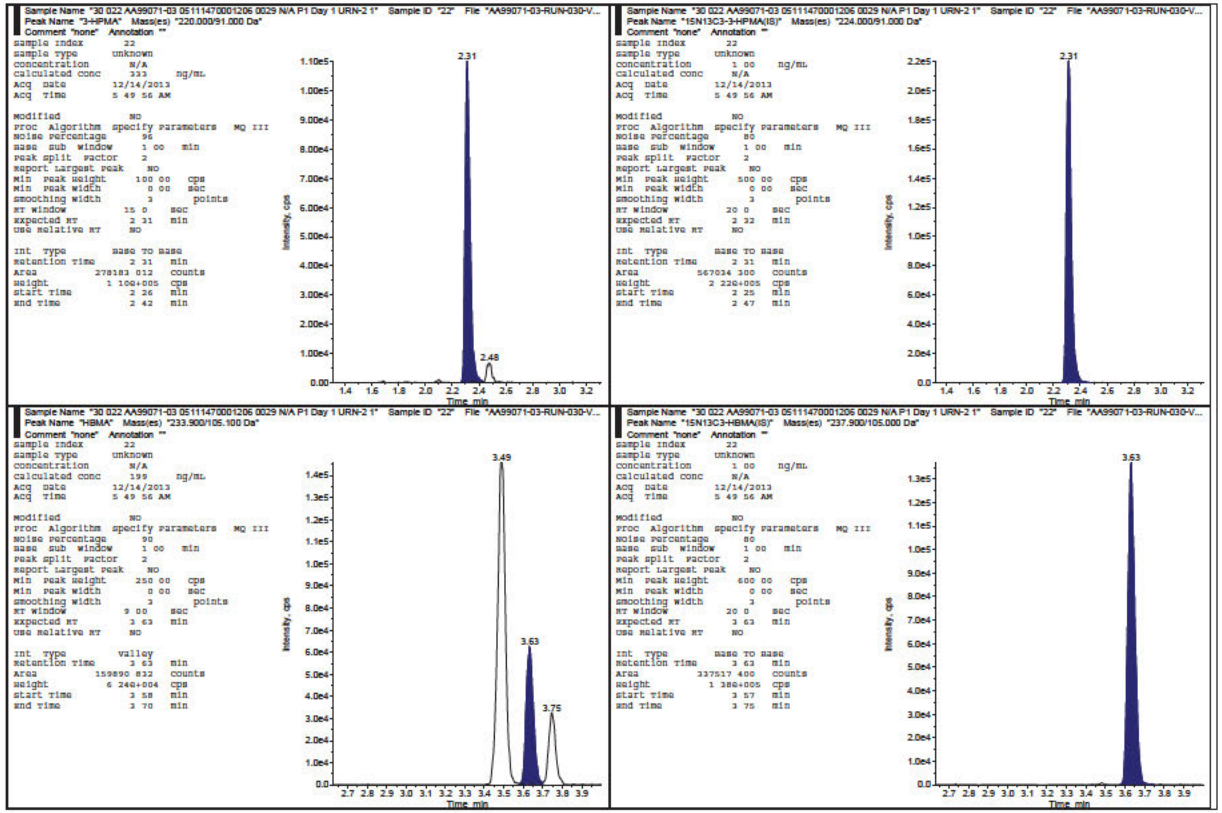

3-HPMA, HBMA, and CEMA in Human Urine
Celerion Study AA99071-03

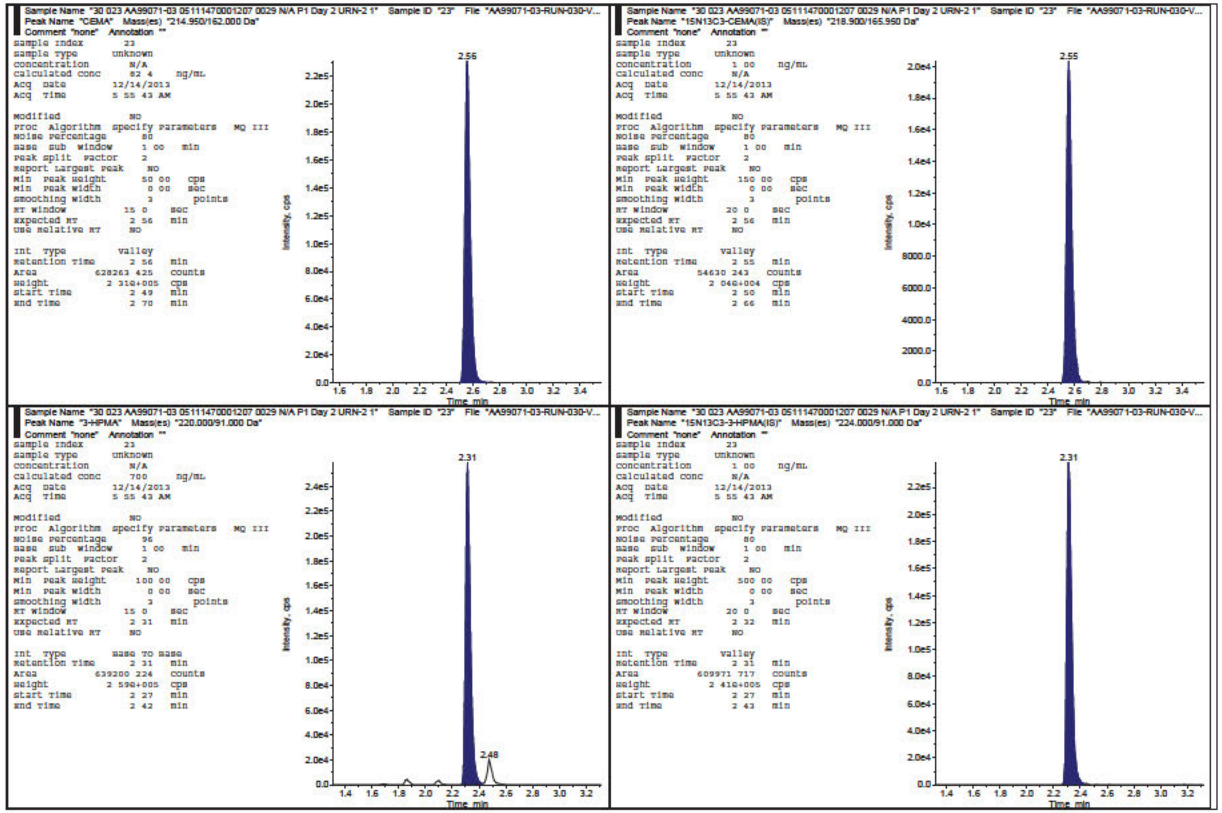

3-HPMA, HBMA, and CEMA in Human Urine
Celerion Study AA99071-03

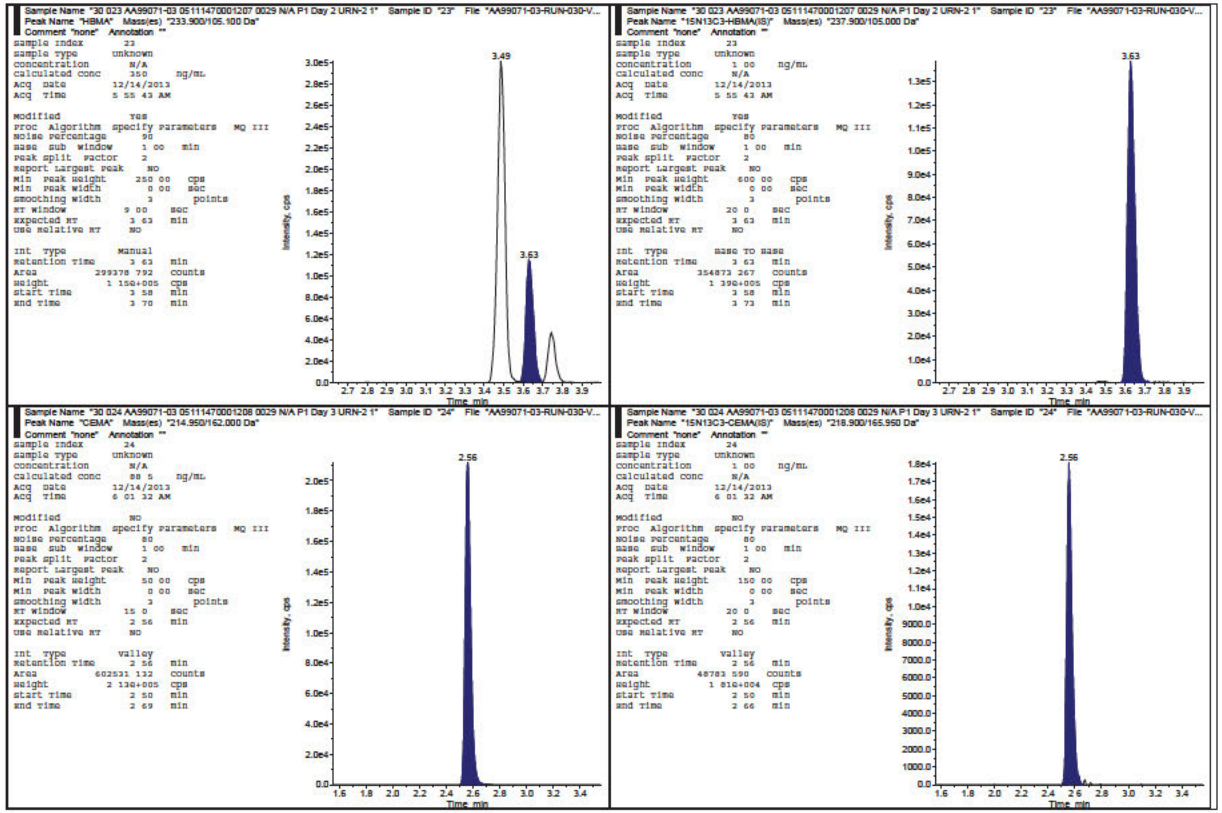

3-HPMA, HBMA, and CEMA in Human Urine
Celerion Study AA99071-03

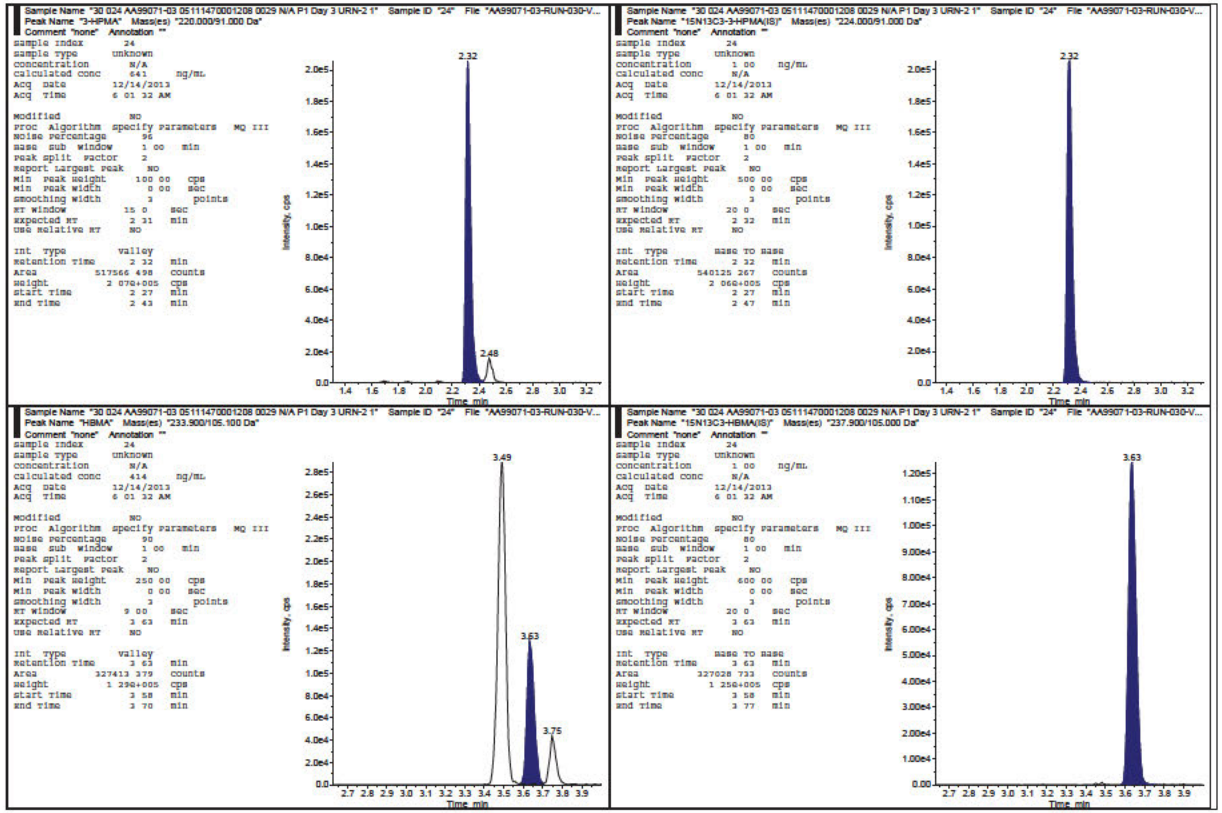

3-HPMA, HBMA, and CEMA in Human Urine
Celerion Study AA99071-03

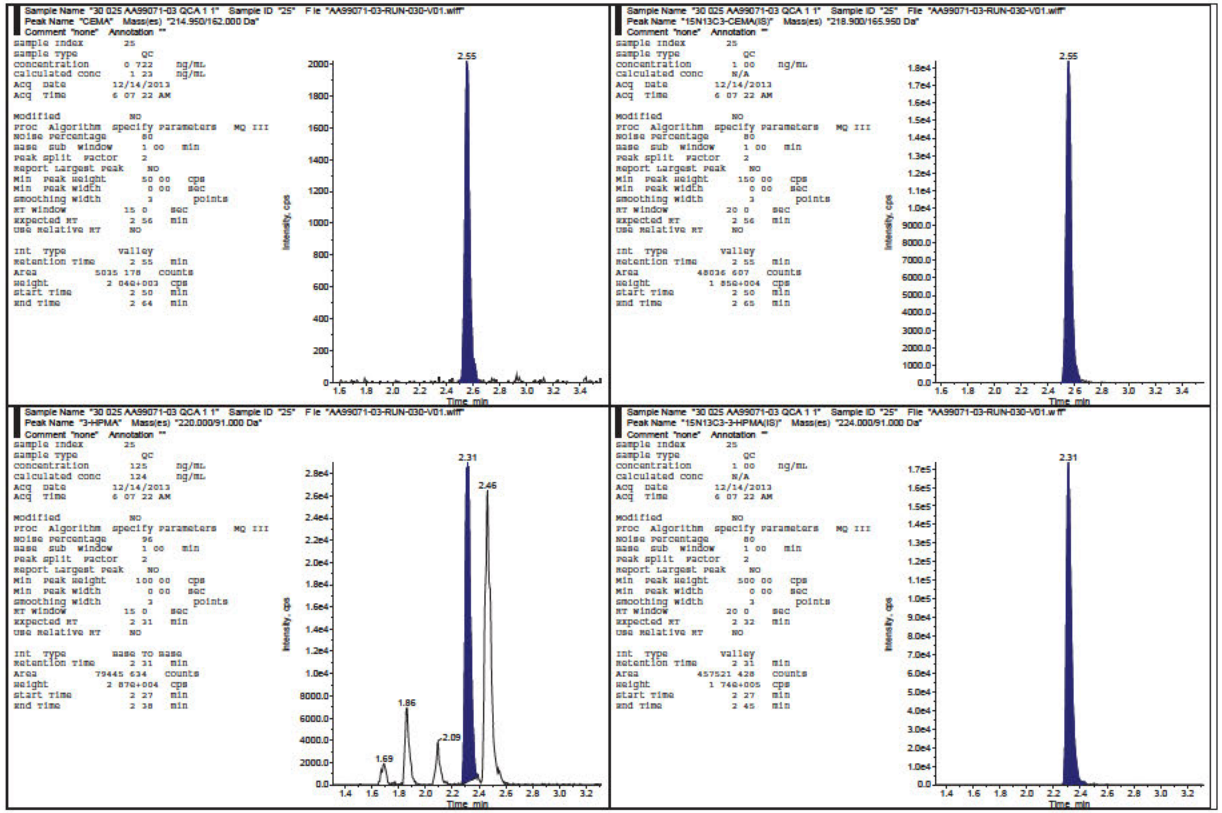

3-HPMA, HBMA, and CEMA in Human Urine
Celerion Study AA99071-03

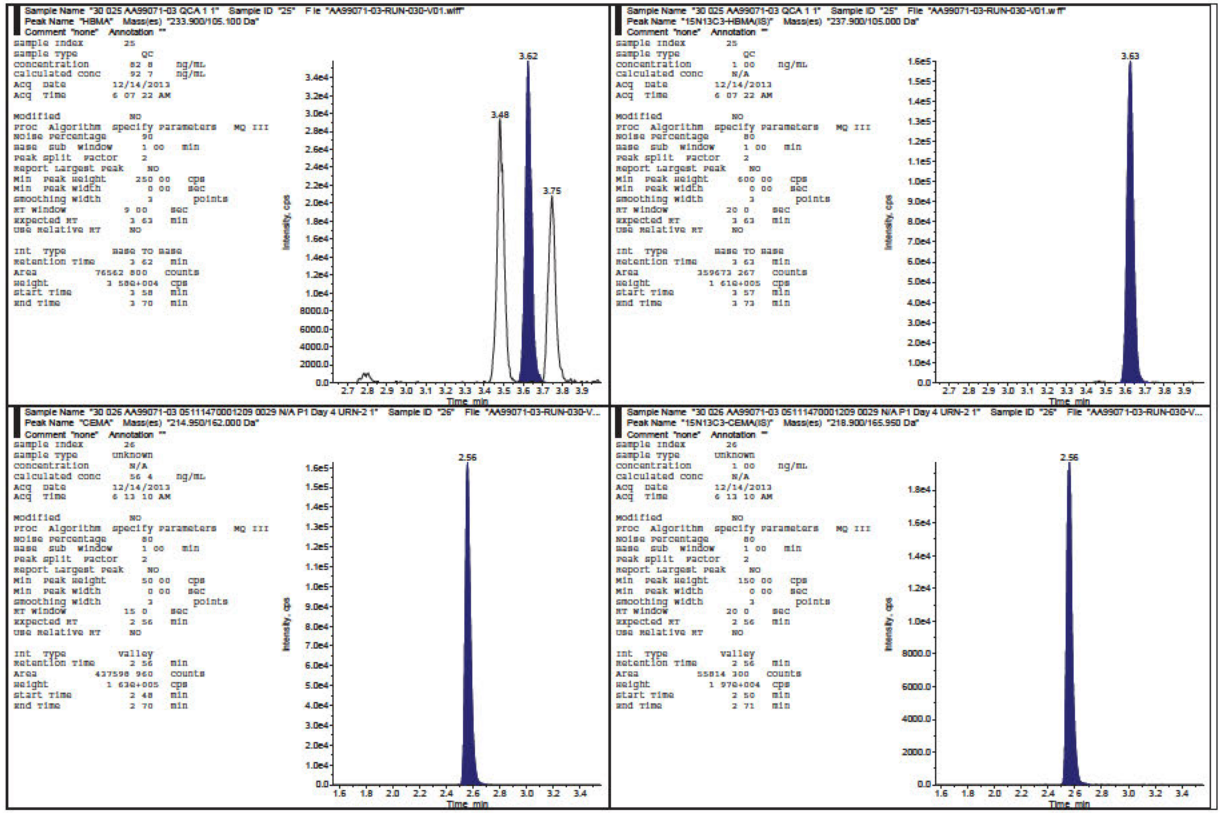

3-HPMA, HBMA, and CEMA in Human Urine
Celerion Study AA99071-03

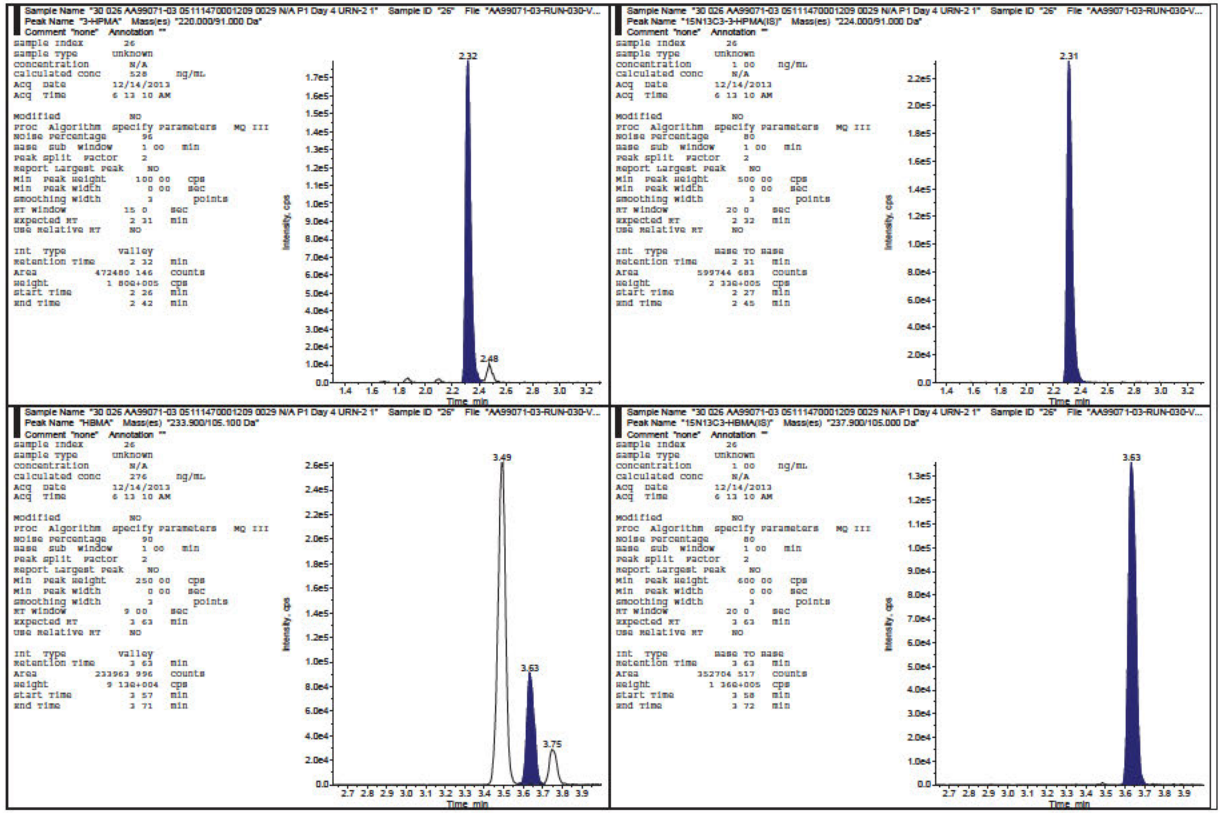

3-HPMA, HBMA, and CEMA in Human Urine
Celerion Study AA99071-03

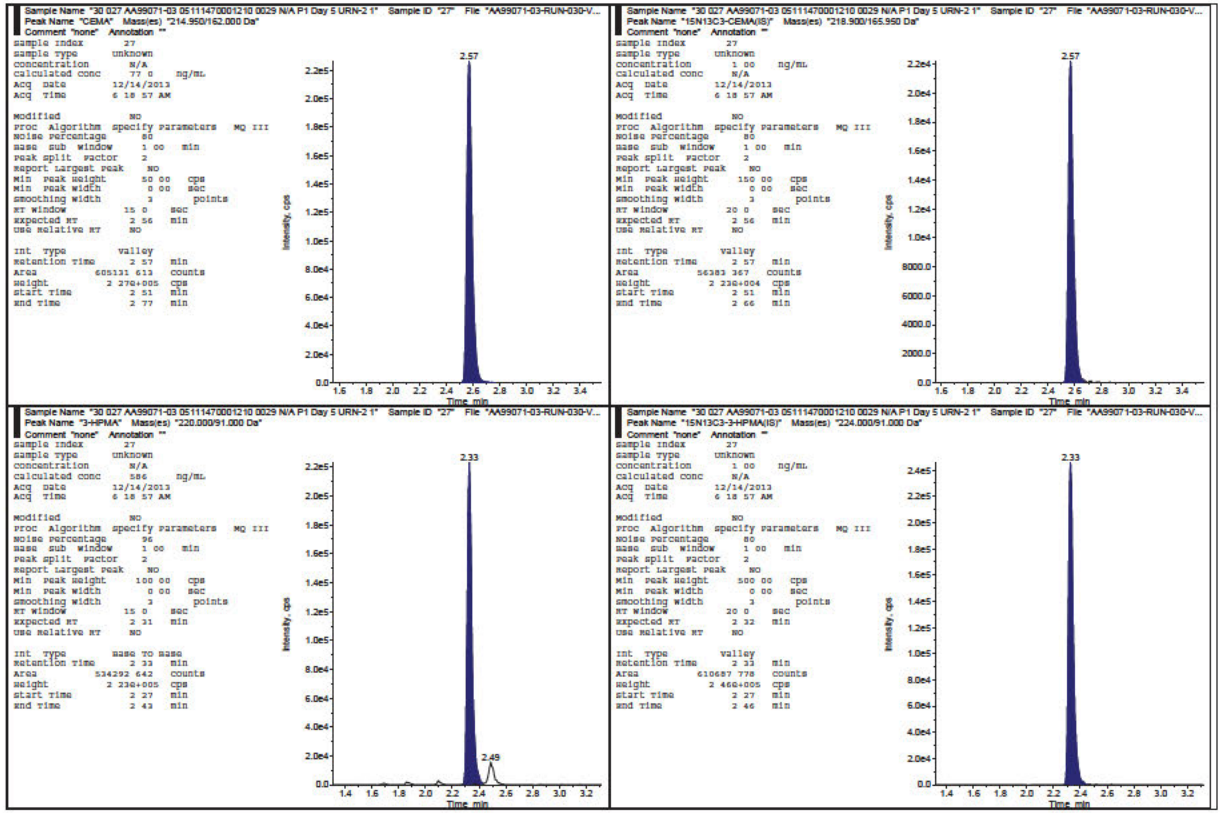

3-HPMA, HBMA, and CEMA in Human Urine
Celerion Study AA99071-03

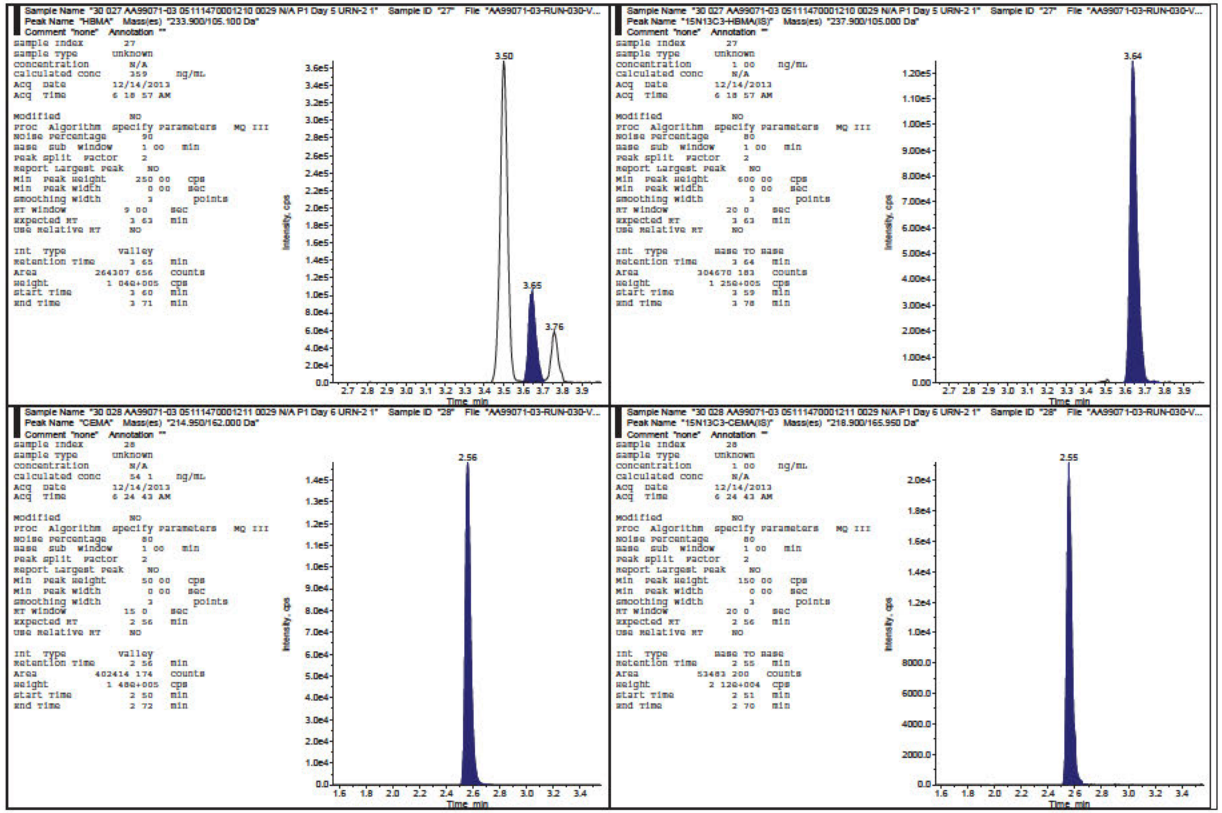

3-HPMA, HBMA, and CEMA in Human Urine
Celerion Study AA99071-03

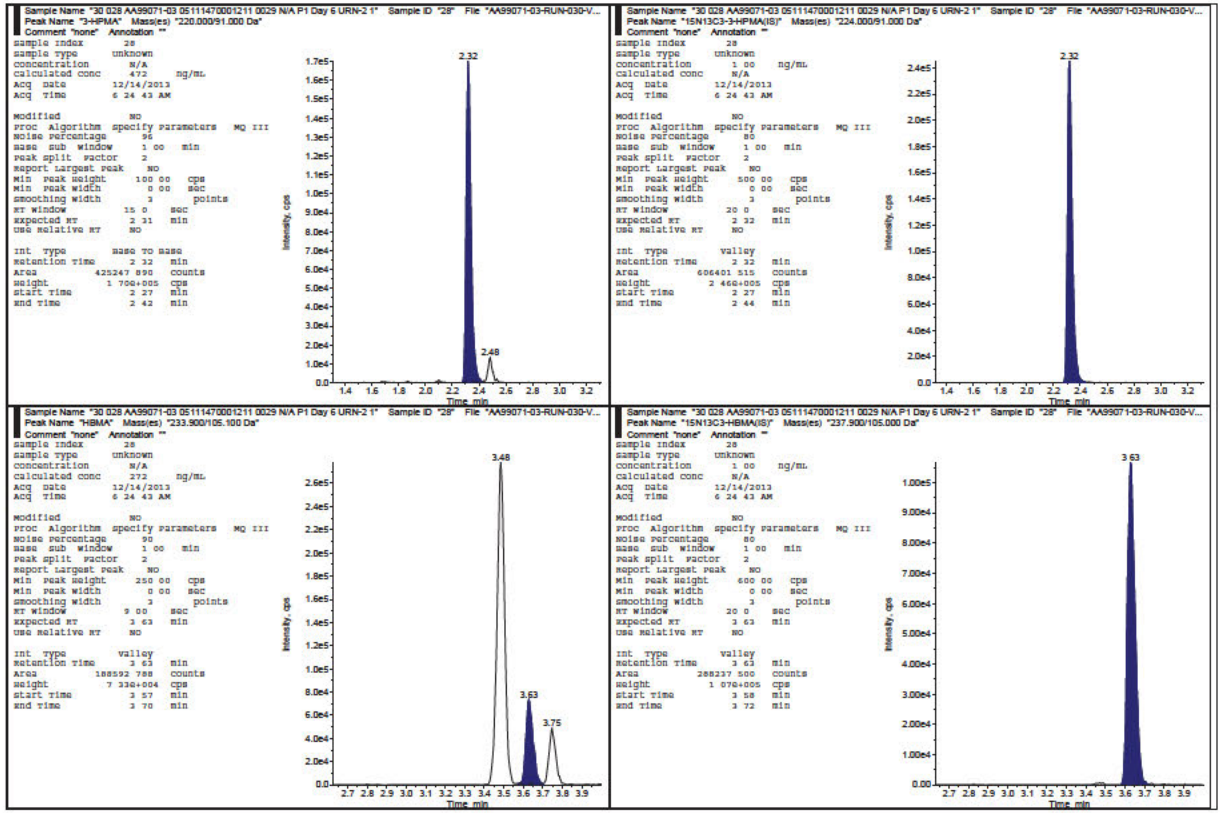

3-HPMA, HBMA, and CEMA in Human Urine
Celerion Study AA99071-03

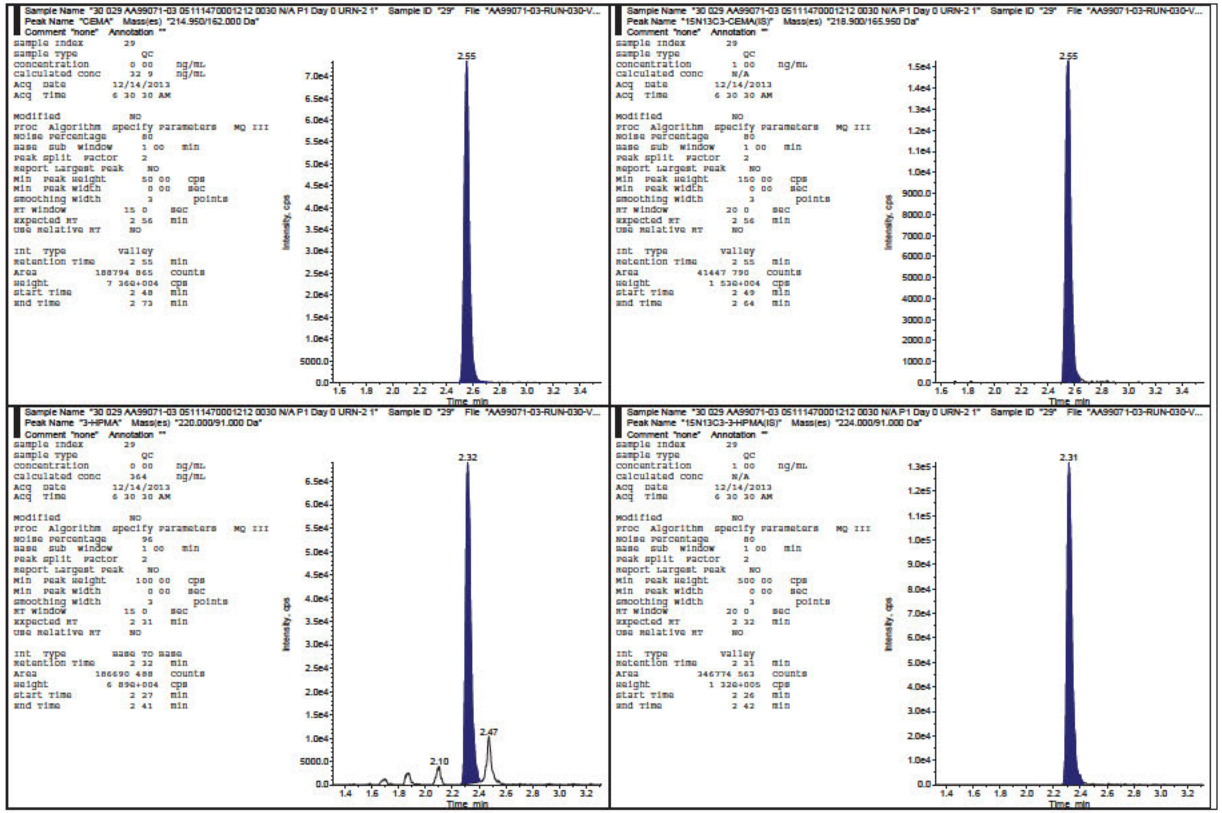

3-HPMA, HBMA, and CEMA in Human Urine
Celerion Study AA99071-03

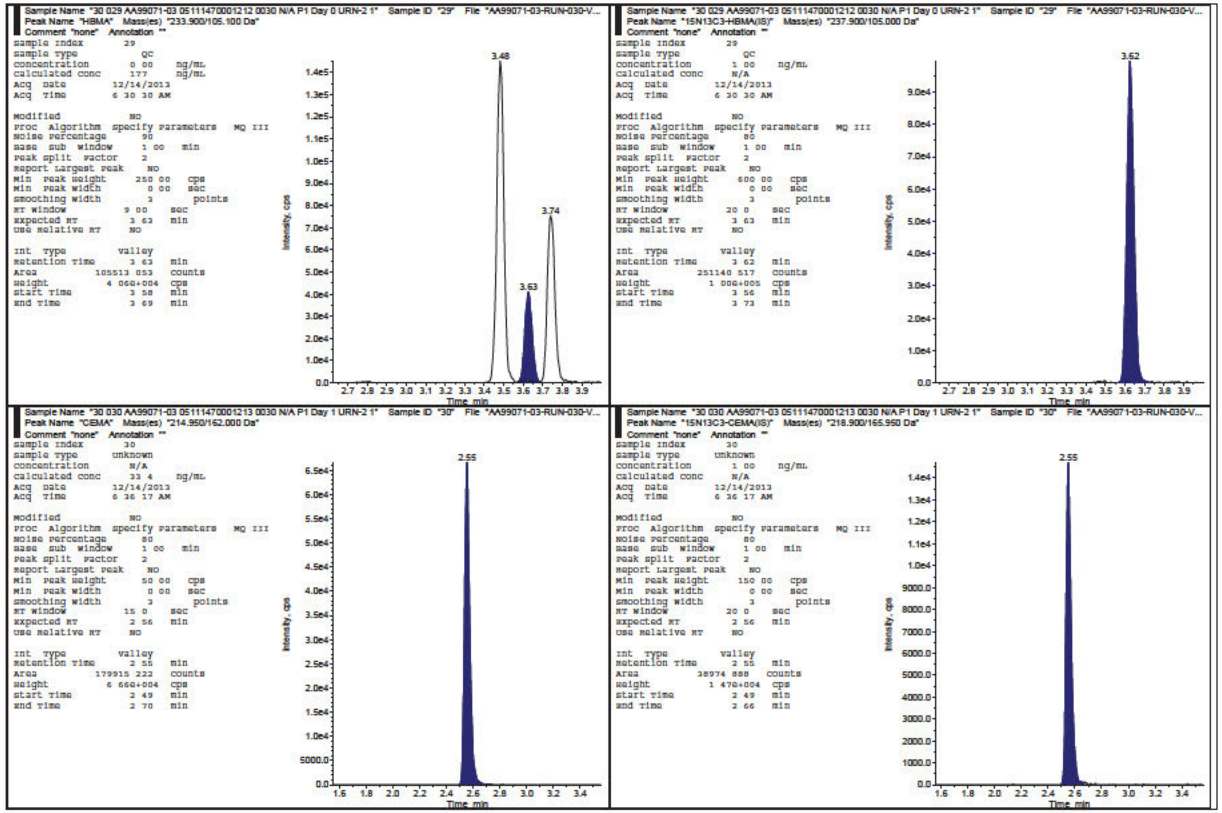

3-HPMA, HBMA, and CEMA in Human Urine
Celerion Study AA99071-03

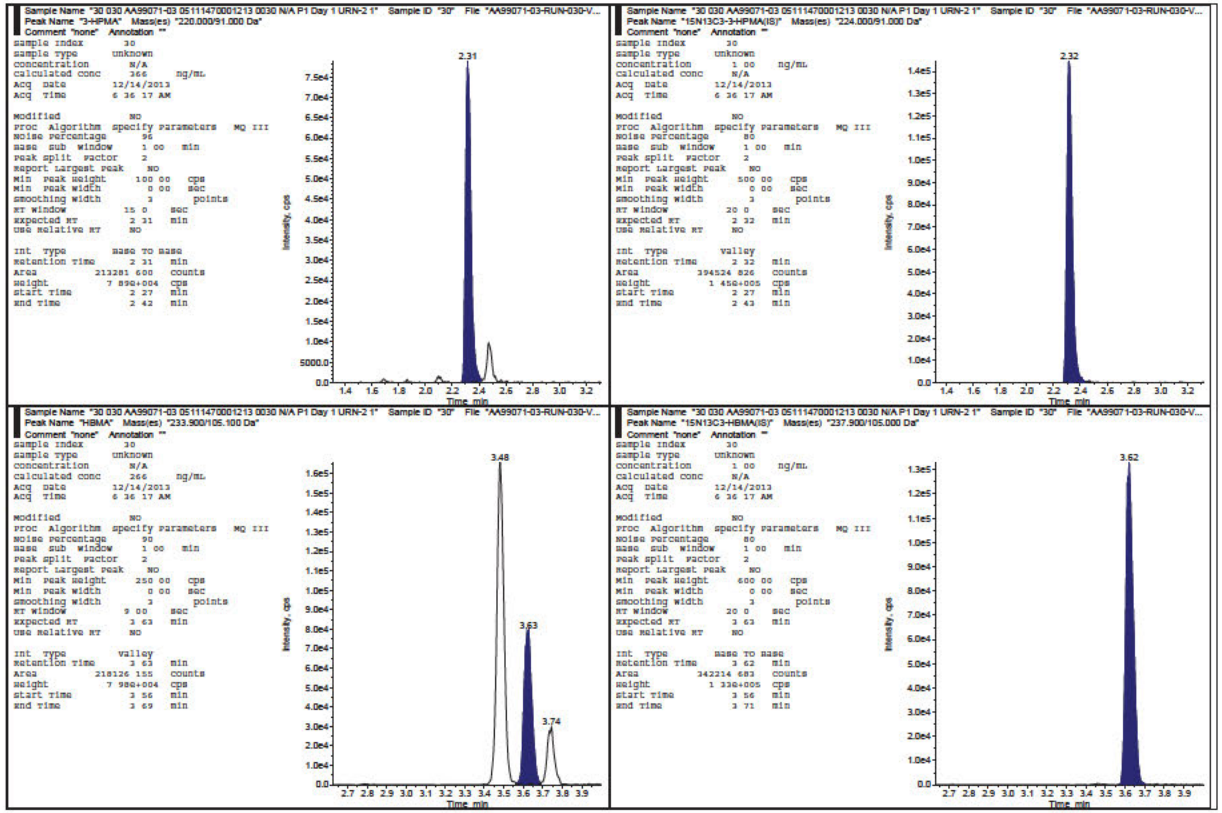

3-HPMA, HBMA, and CEMA in Human Urine
Celerion Study AA99071-03

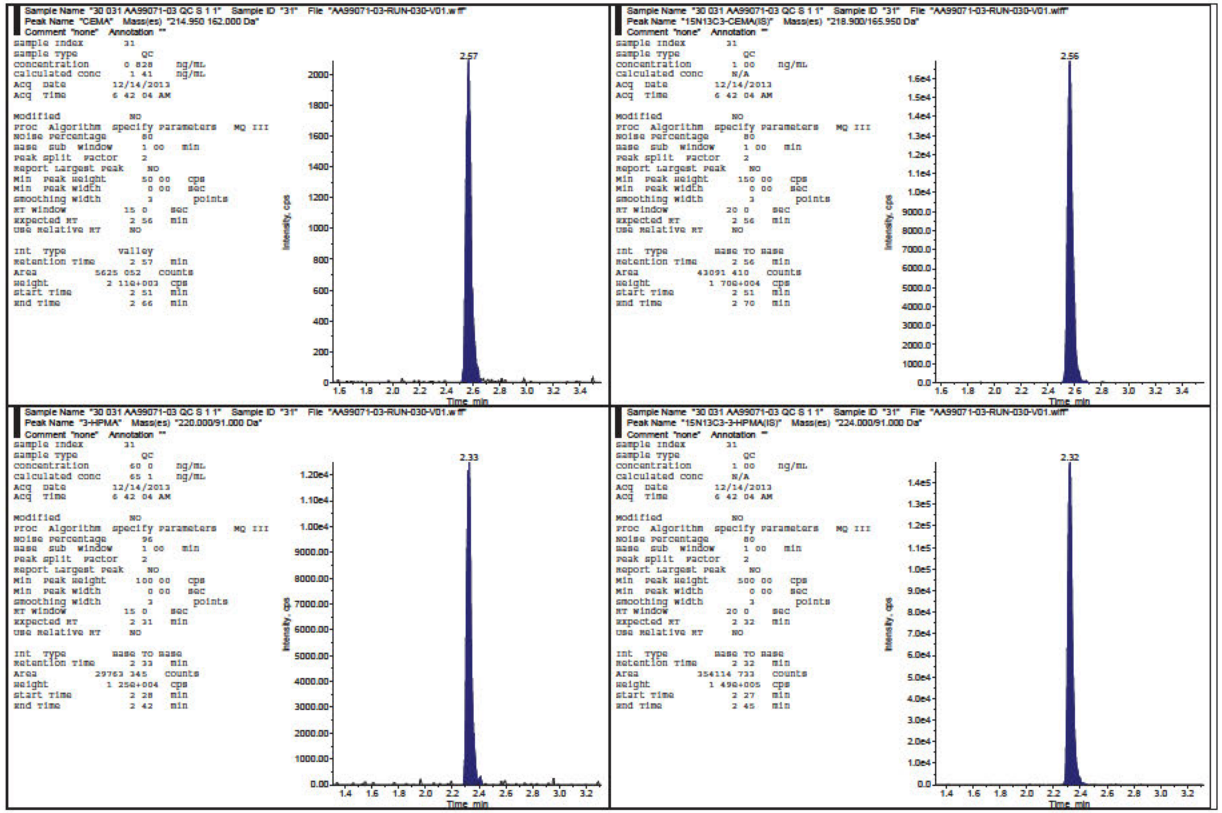

3-HPMA, HBMA, and CEMA in Human Urine
Celerion Study AA99071-03

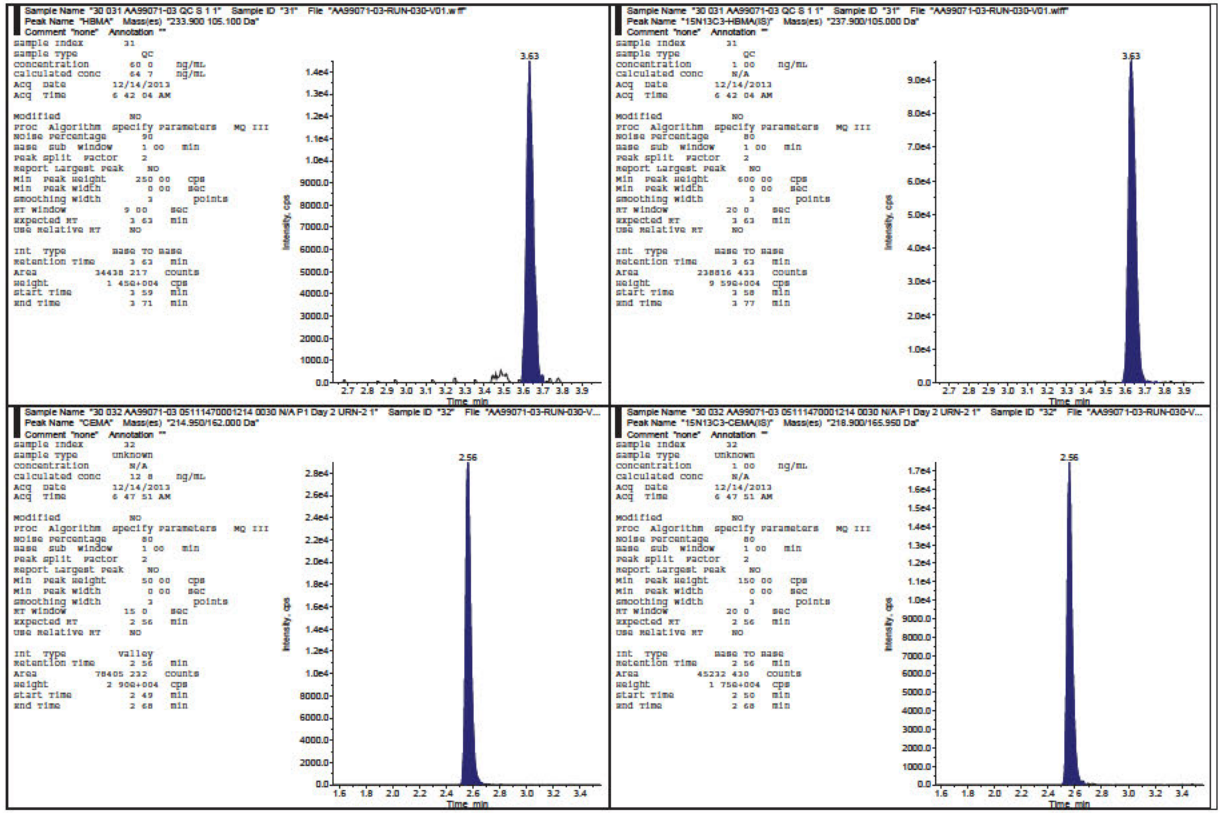

3-HPMA, HBMA, and CEMA in Human Urine
Celerion Study AA99071-03

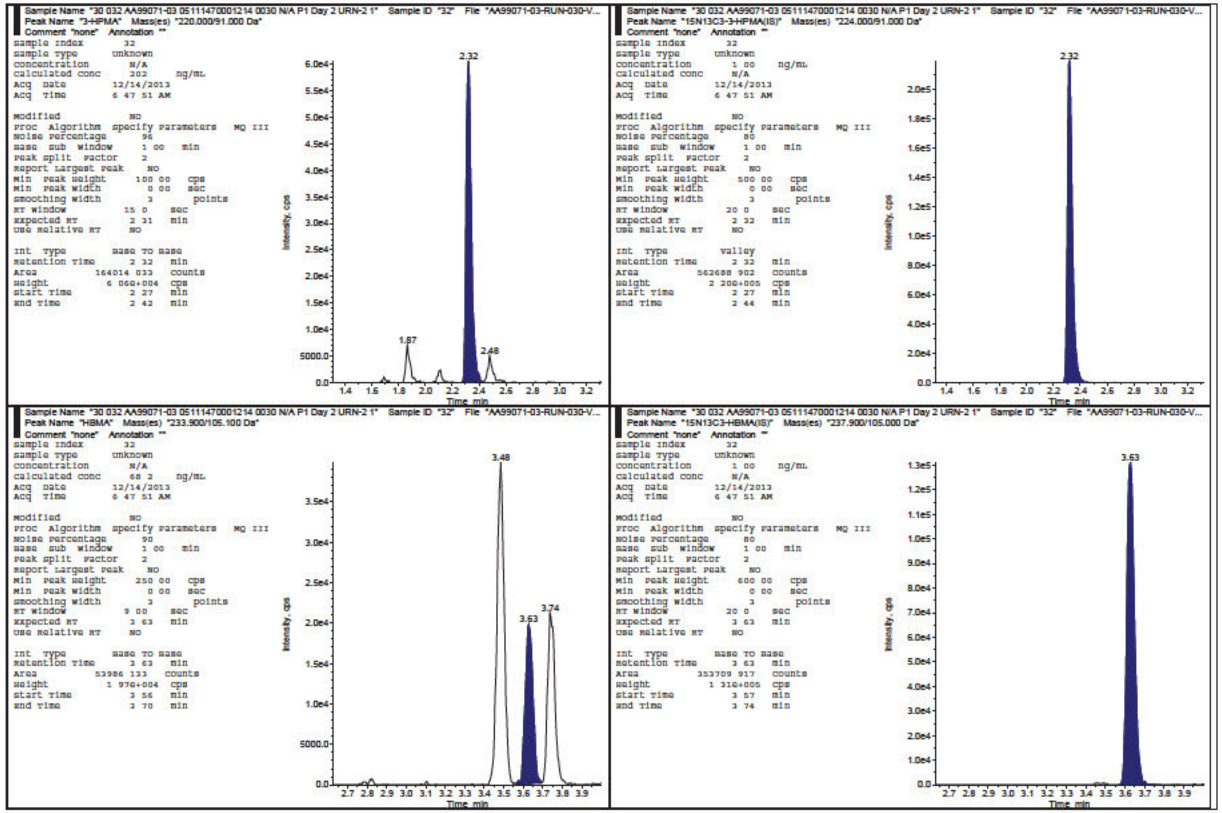

3-HPMA, HBMA, and CEMA in Human Urine
Celerion Study AA99071-03

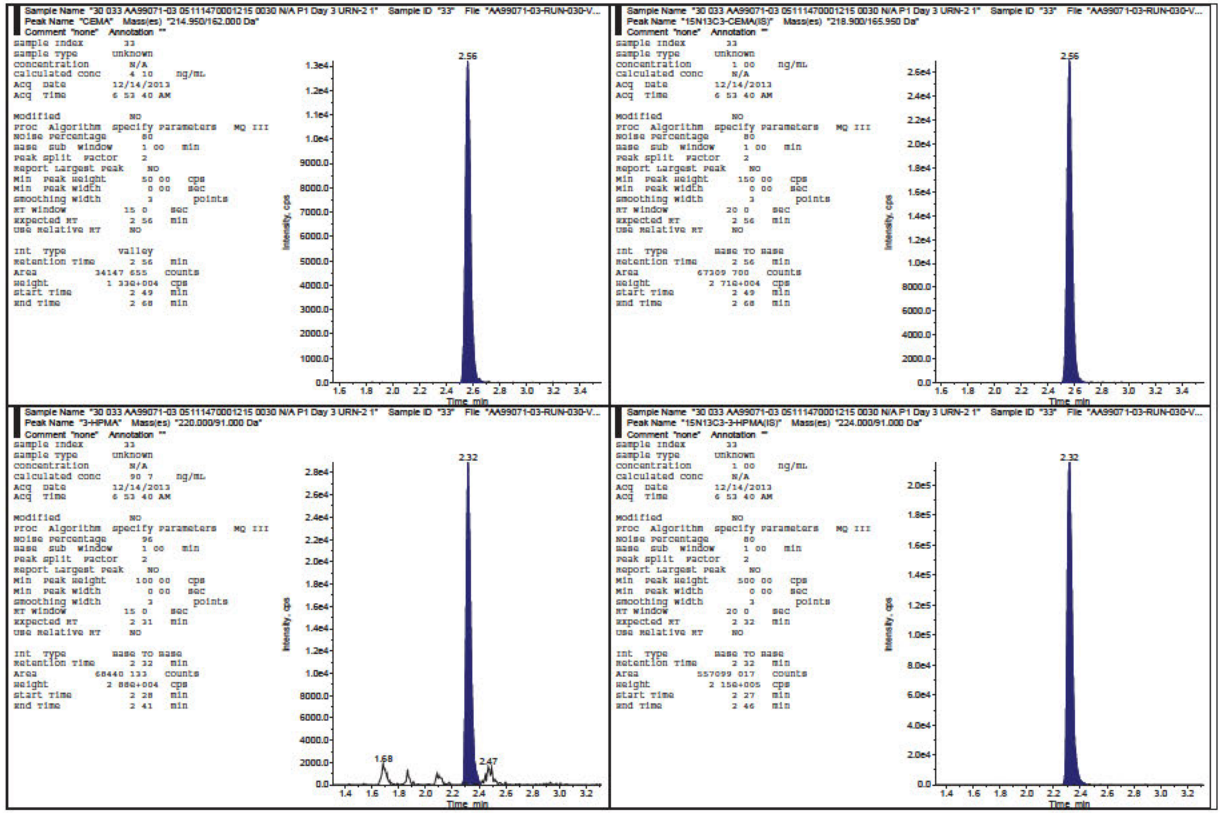

3-HPMA, HBMA, and CEMA in Human Urine
Celerion Study AA99071-03

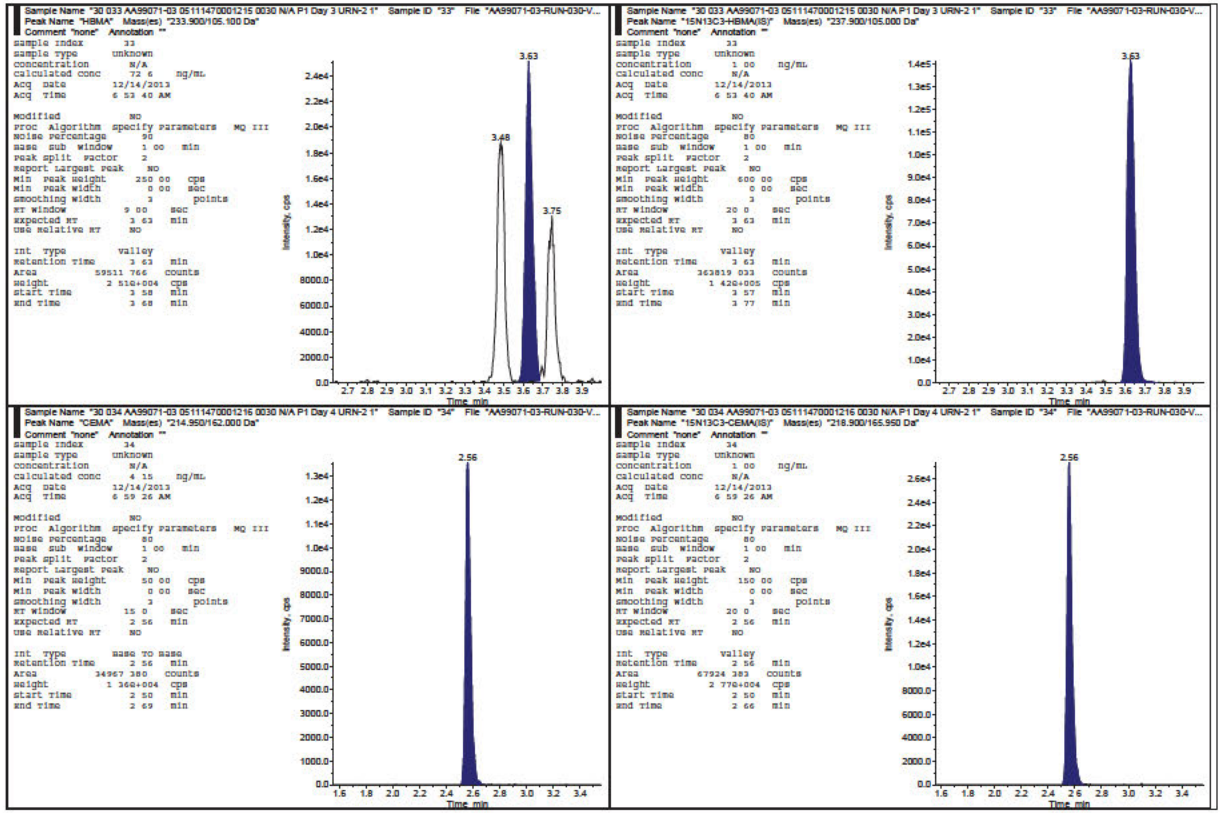

3-HPMA, HBMA, and CEMA in Human Urine
Celerion Study AA99071-03

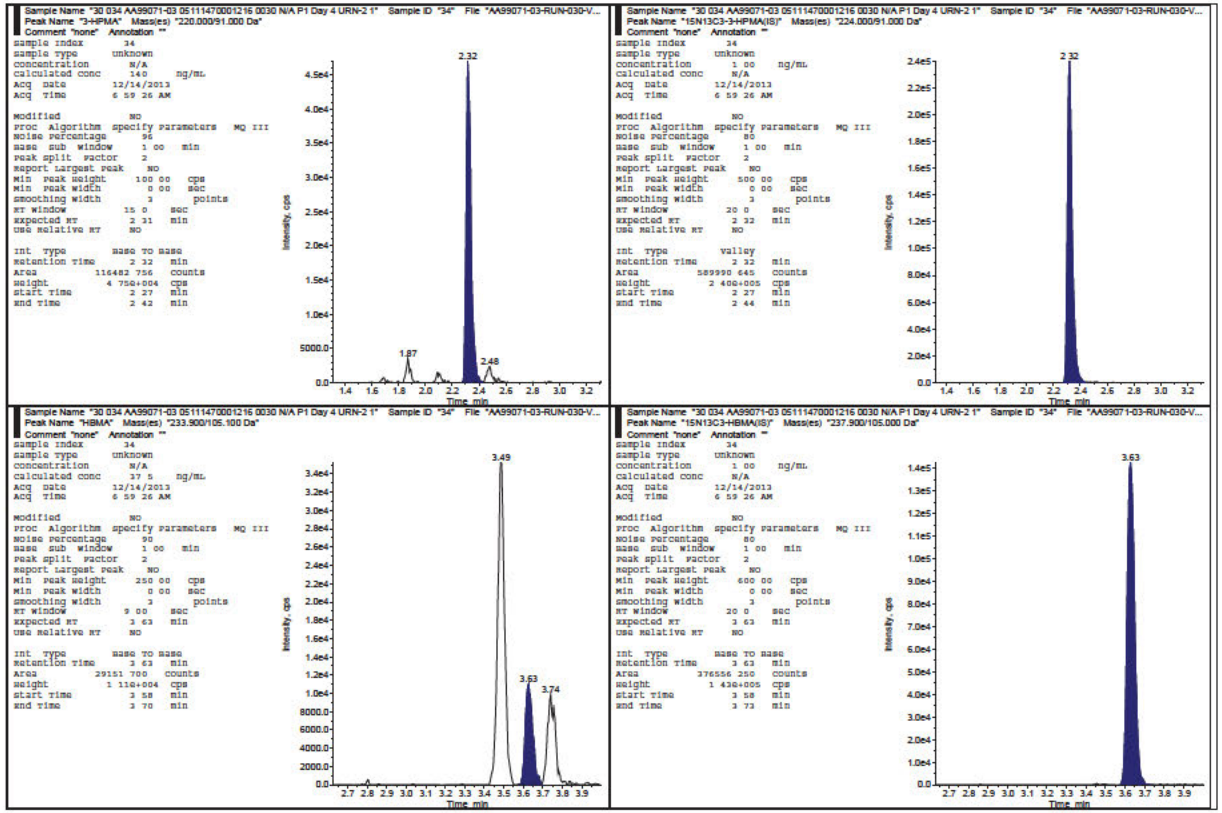

3-HPMA, HBMA, and CEMA in Human Urine
Celerion Study AA99071-03

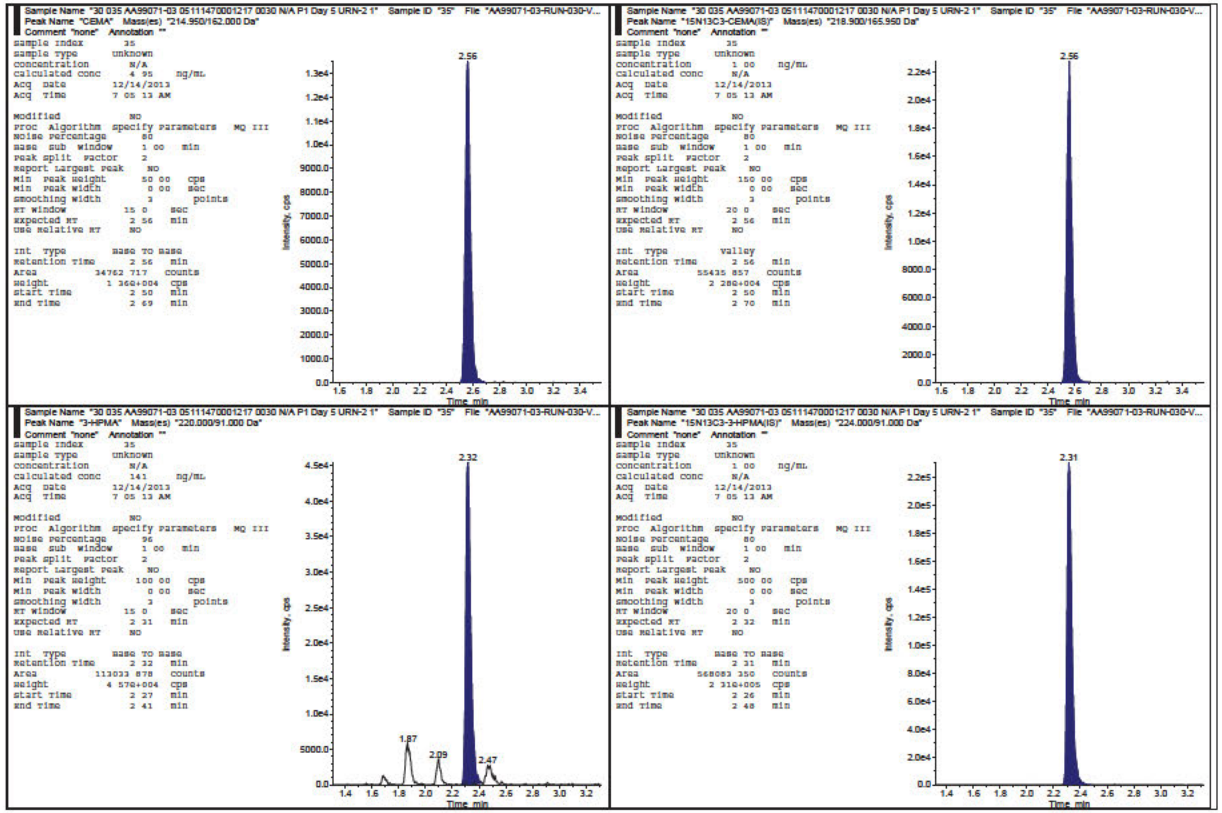

3-HPMA, HBMA, and CEMA in Human Urine
Celerion Study AA99071-03

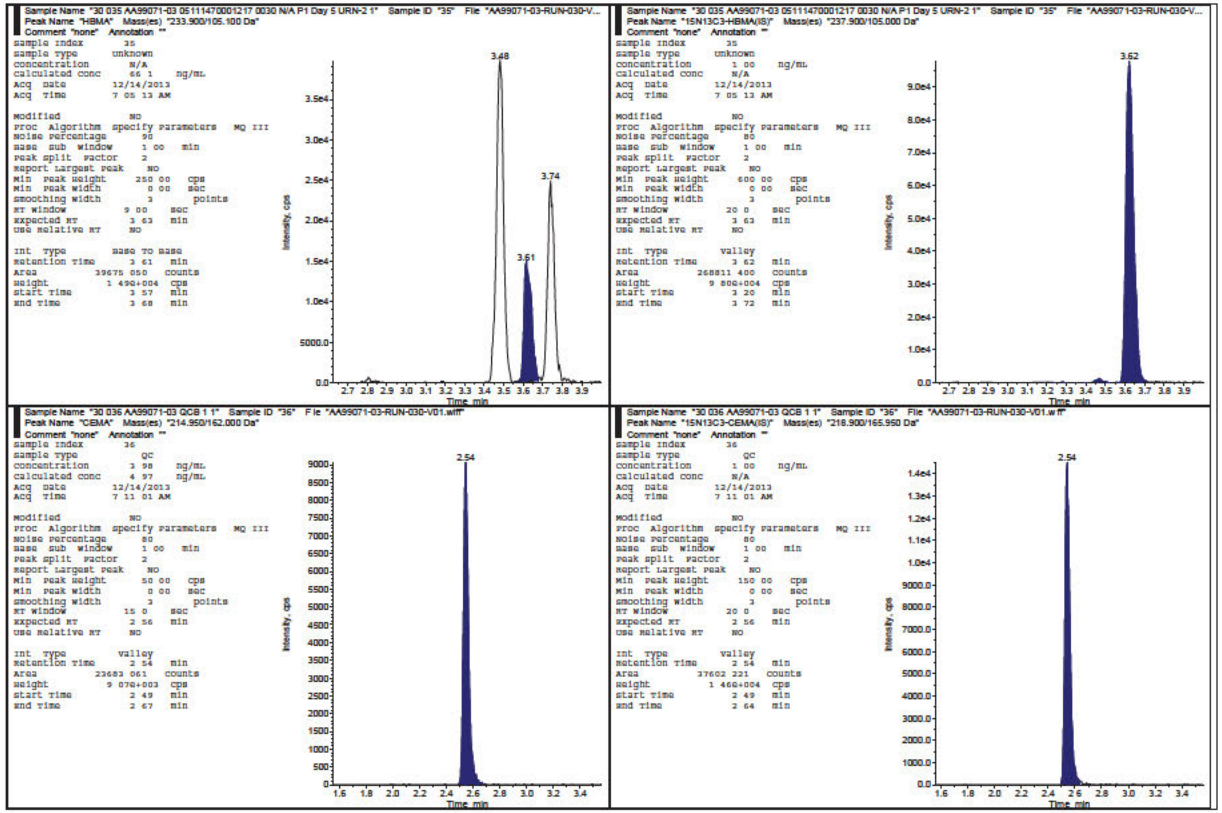

3-HPMA, HBMA, and CEMA in Human Urine
Celerion Study AA99071-03

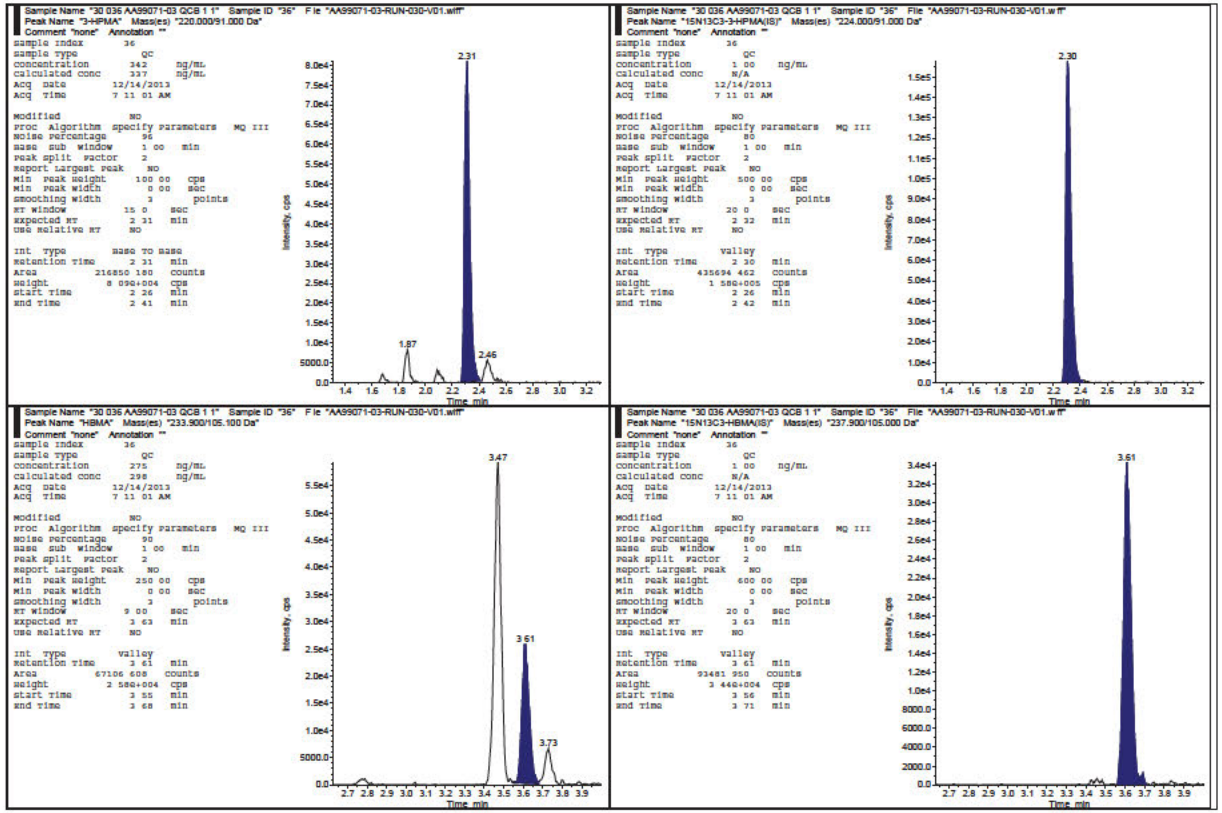

3-HPMA, HBMA, and CEMA in Human Urine
Celerion Study AA99071-03

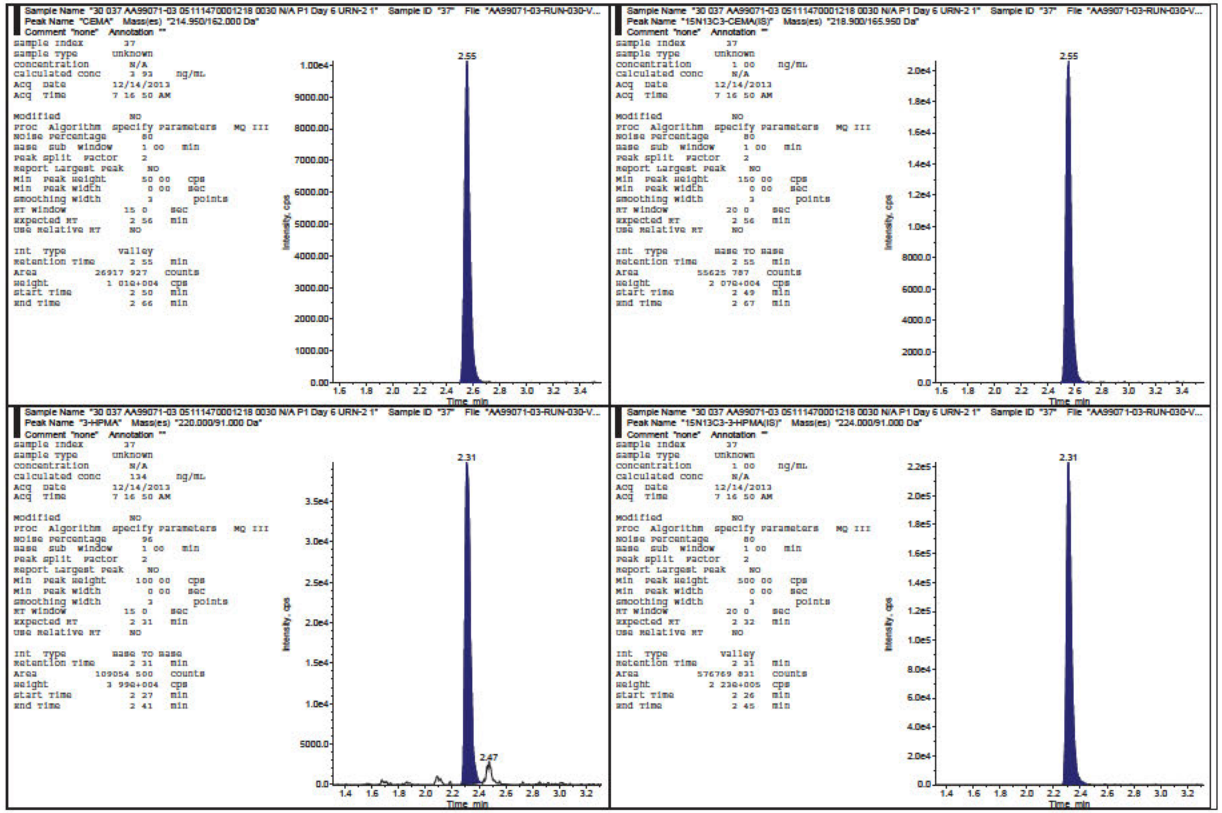

3-HPMA, HBMA, and CEMA in Human Urine
Celerion Study AA99071-03

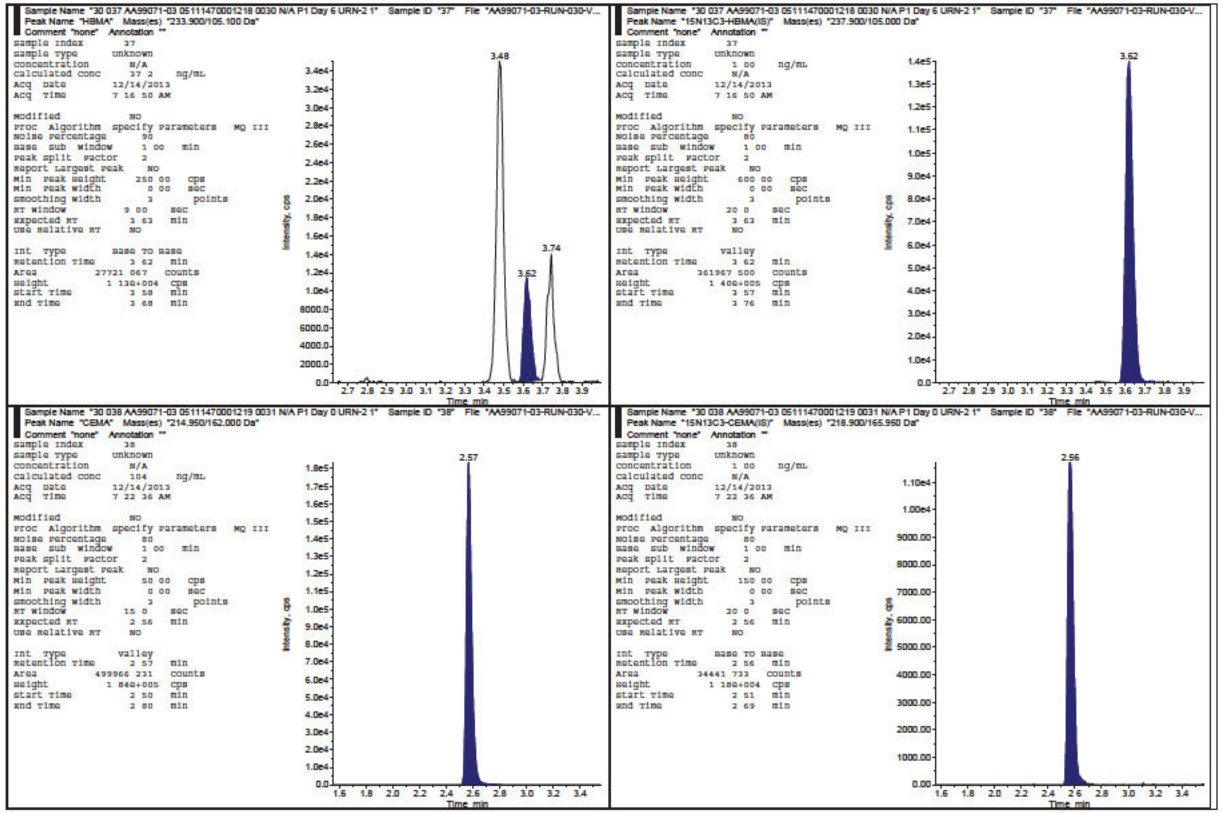

3-HPMA, HBMA, and CEMA in Human Urine
Celerion Study AA99071-03

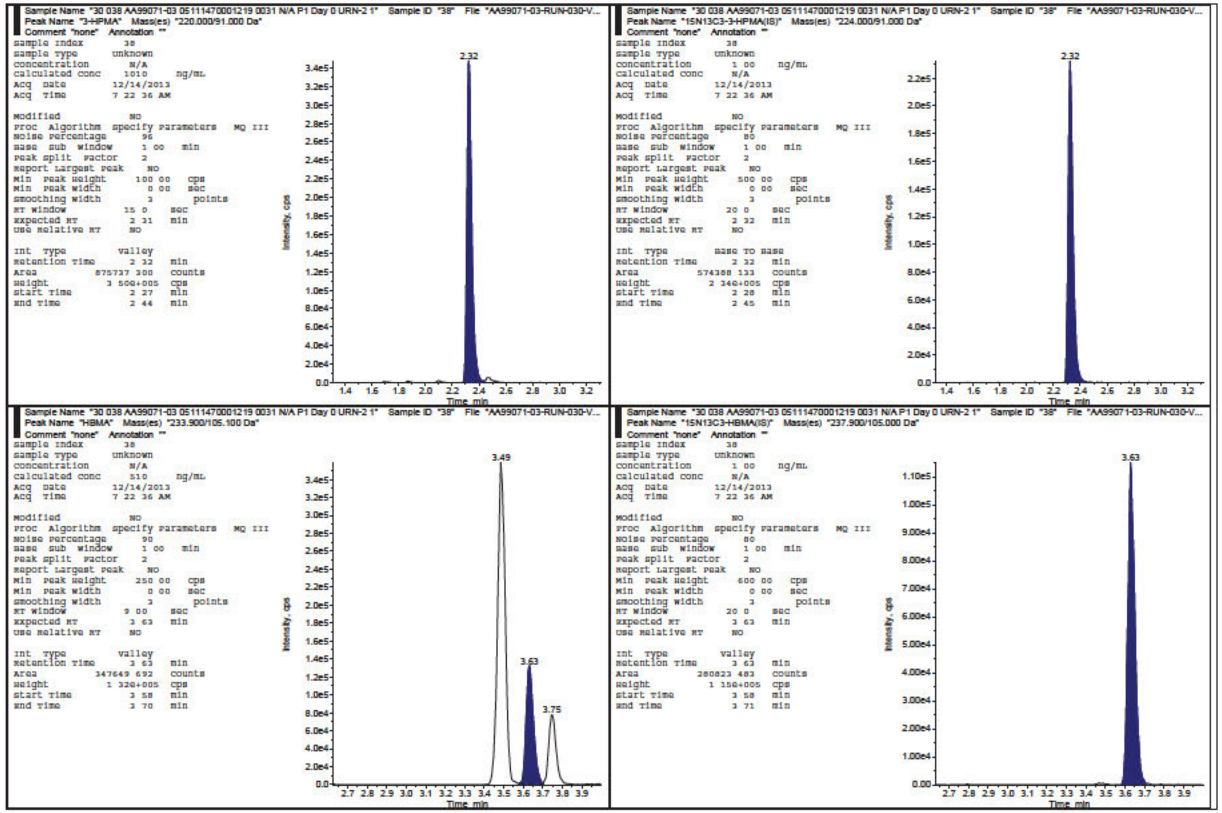

3-HPMA, HBMA, and CEMA in Human Urine
Celerion Study AA99071-03

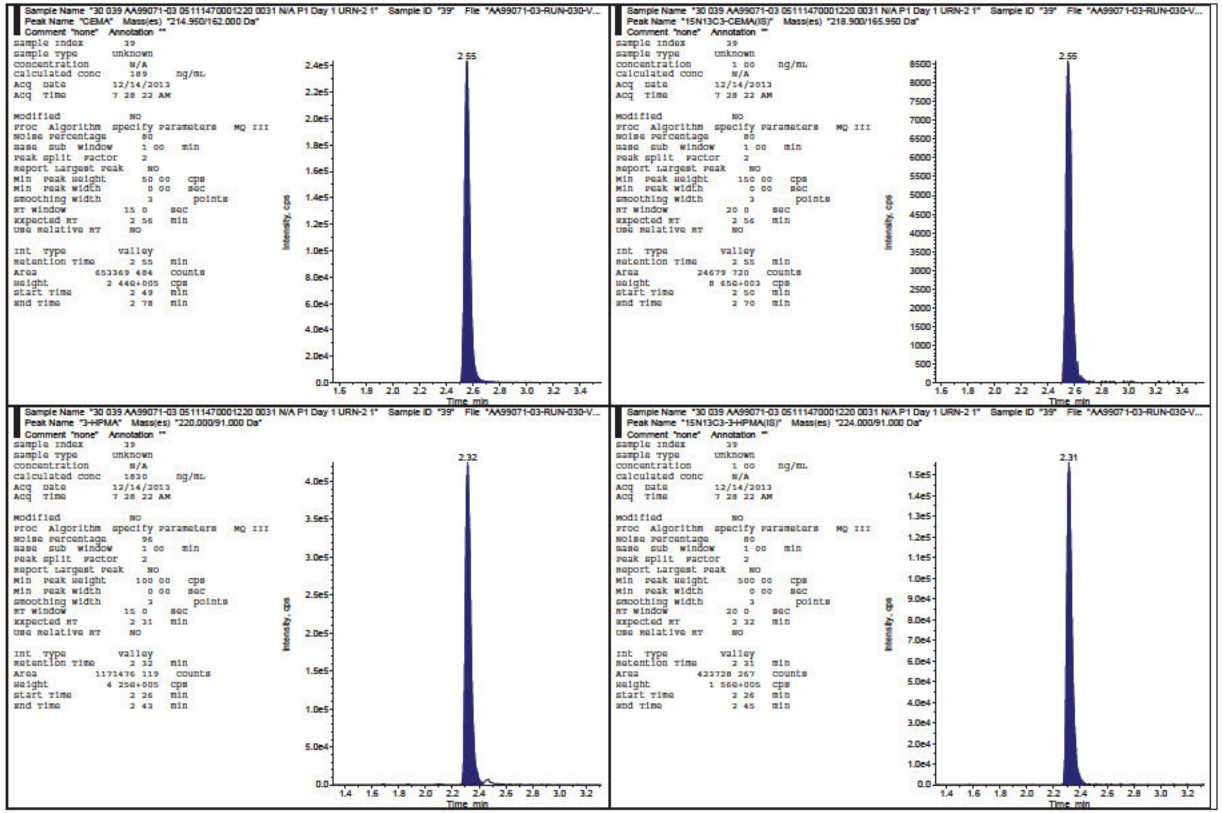

3-HPMA, HBMA, and CEMA in Human Urine
Celerion Study AA99071-03

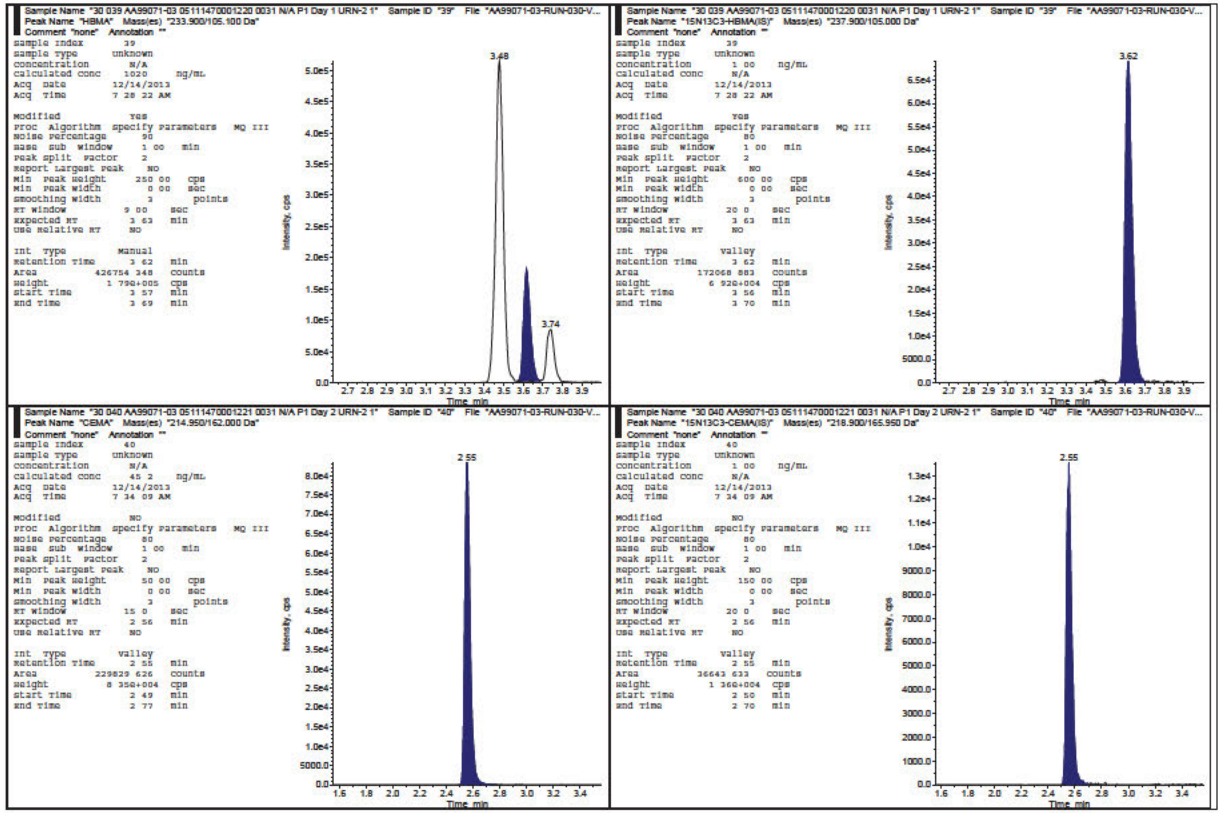

3-HPMA, HBMA, and CEMA in Human Urine
Celerion Study AA99071-03

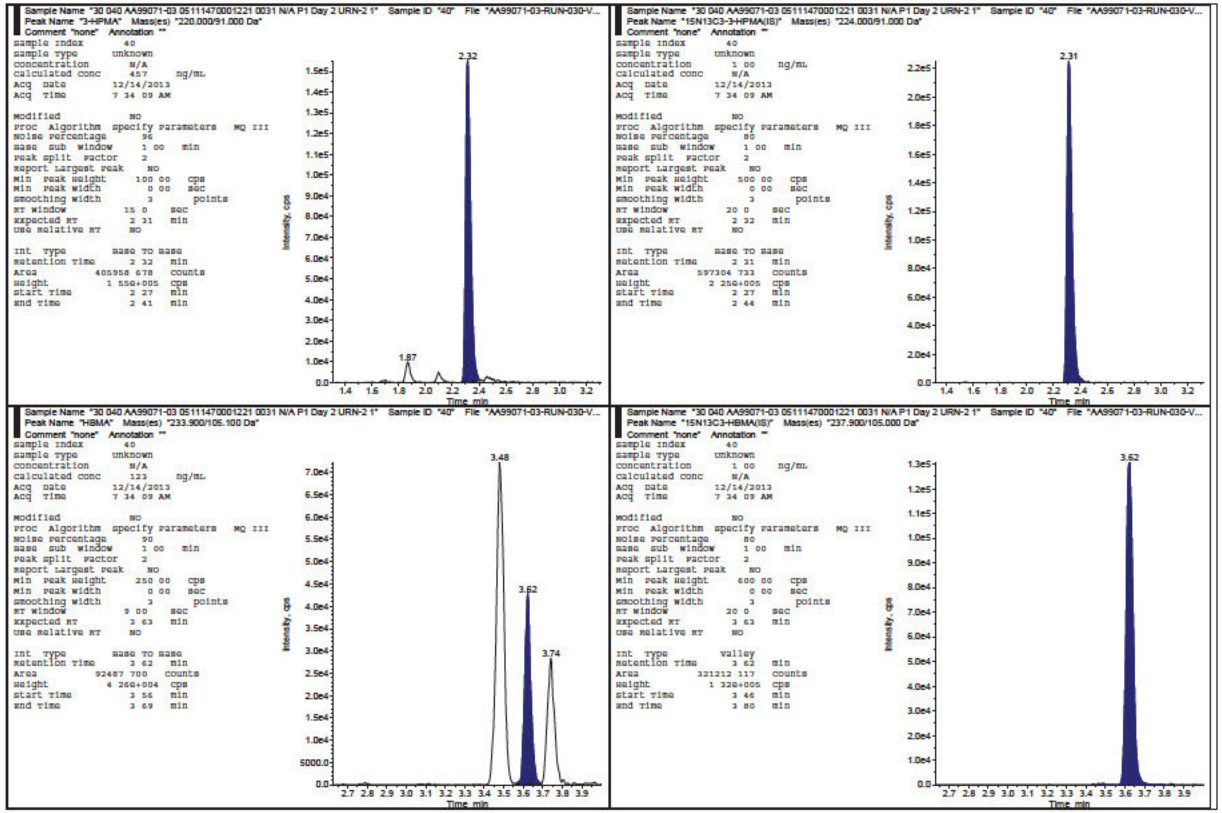

3-HPMA, HBMA, and CEMA in Human Urine
Celerion Study AA99071-03

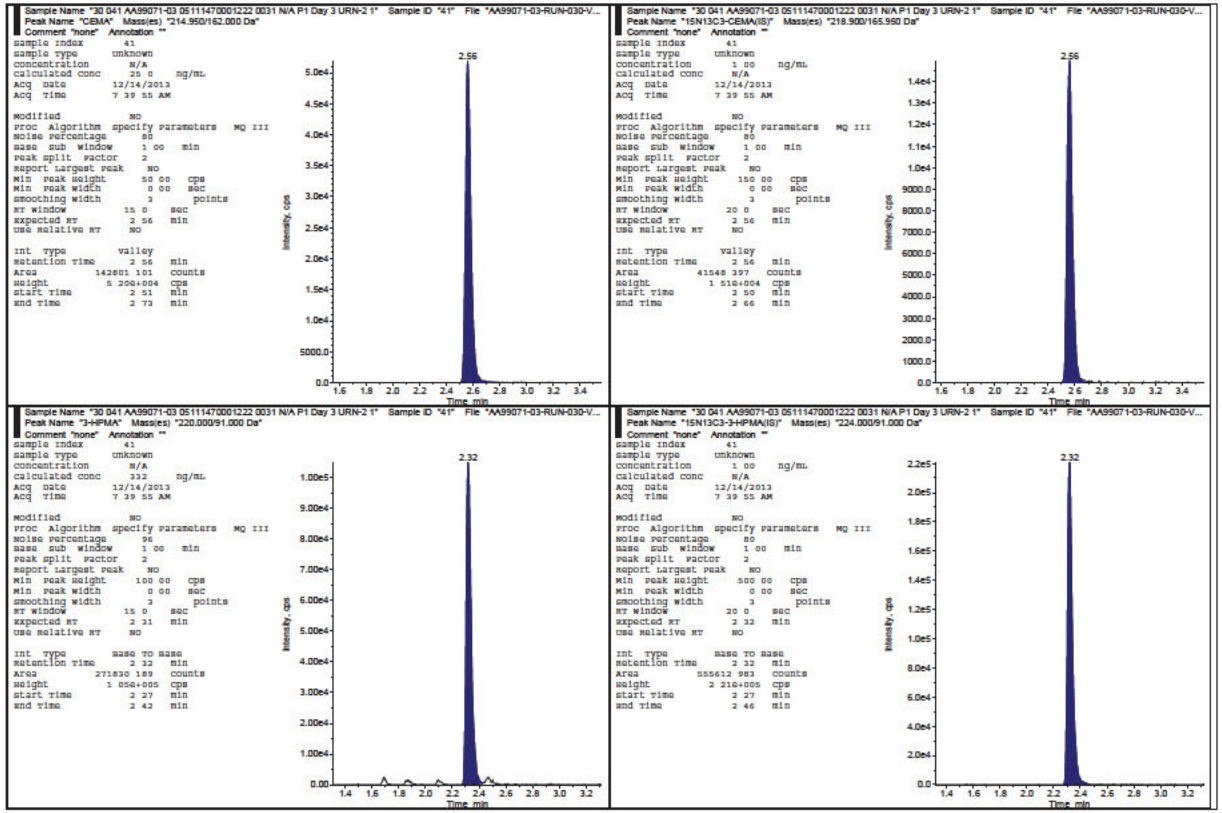

3-HPMA, HBMA, and CEMA in Human Urine
Celerion Study AA99071-03

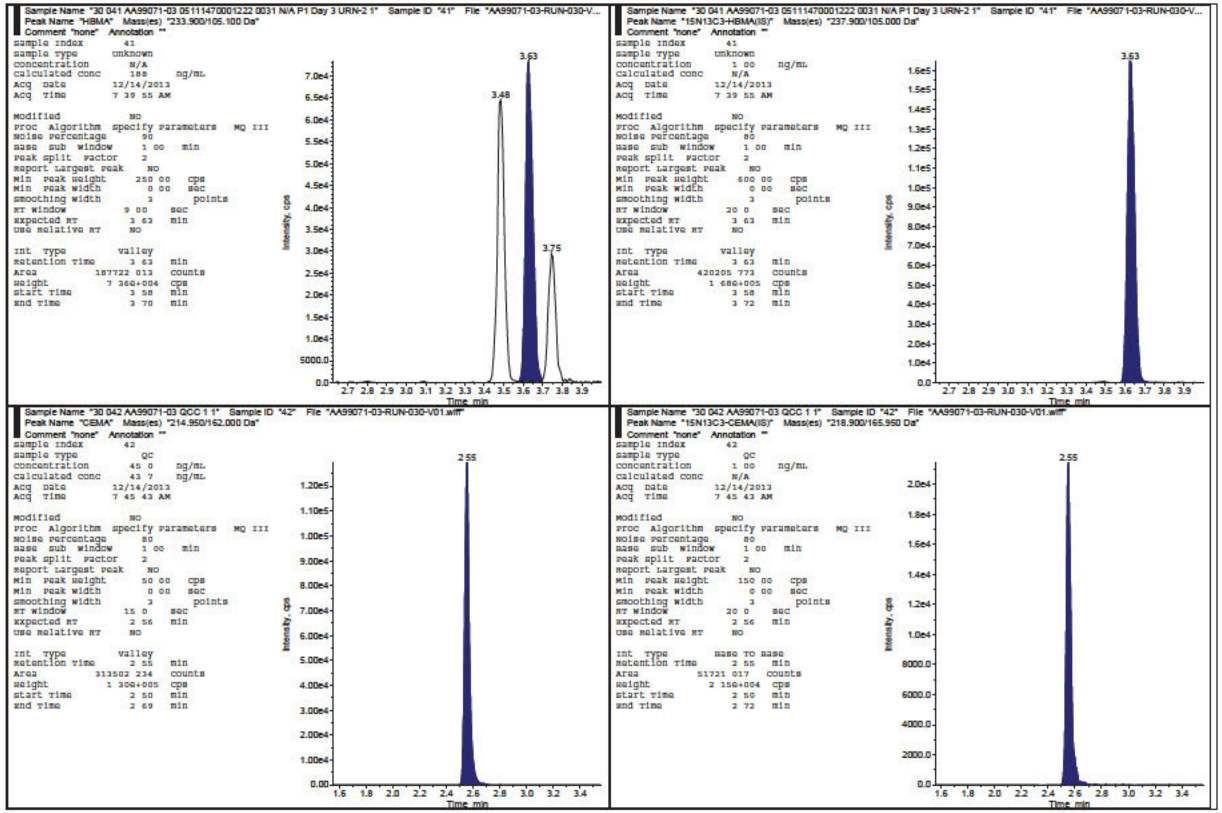

3-HPMA, HBMA, and CEMA in Human Urine
Celerion Study AA99071-03

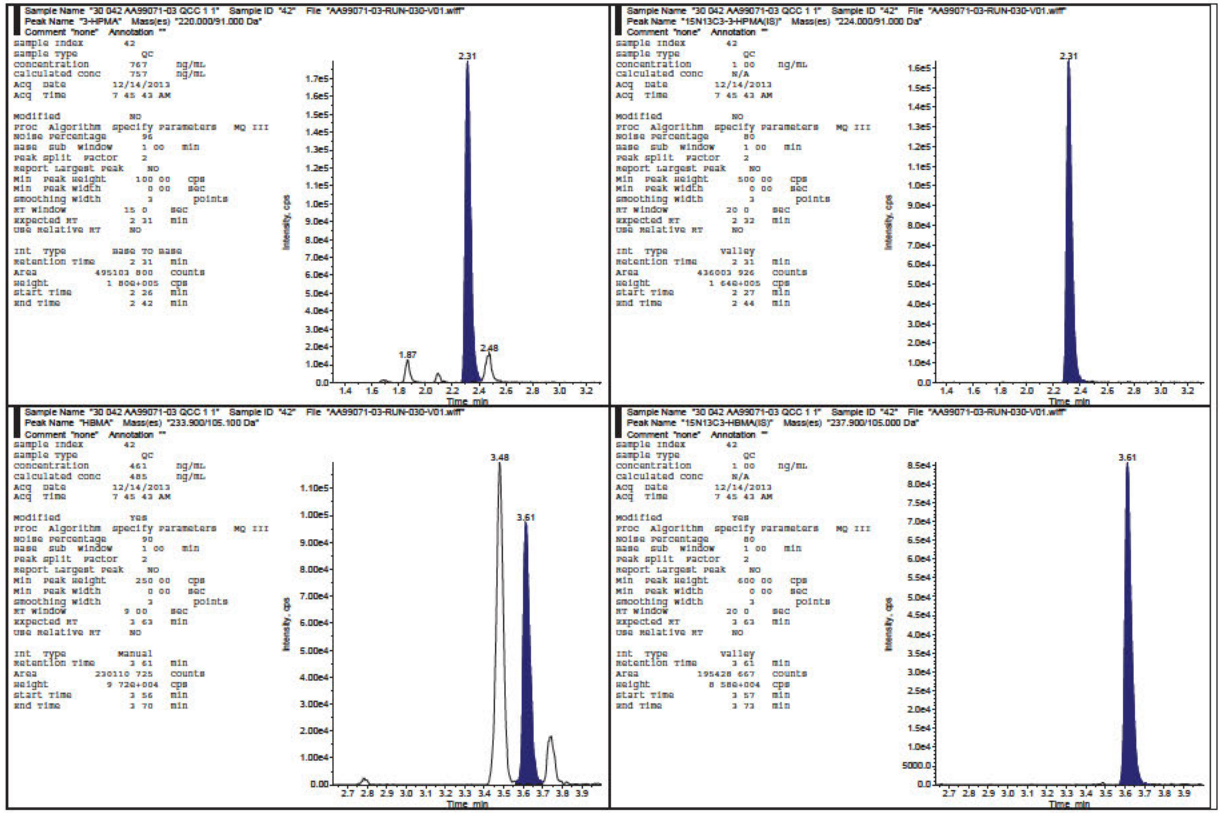

3-HPMA, HBMA, and CEMA in Human Urine
Celerion Study AA99071-03

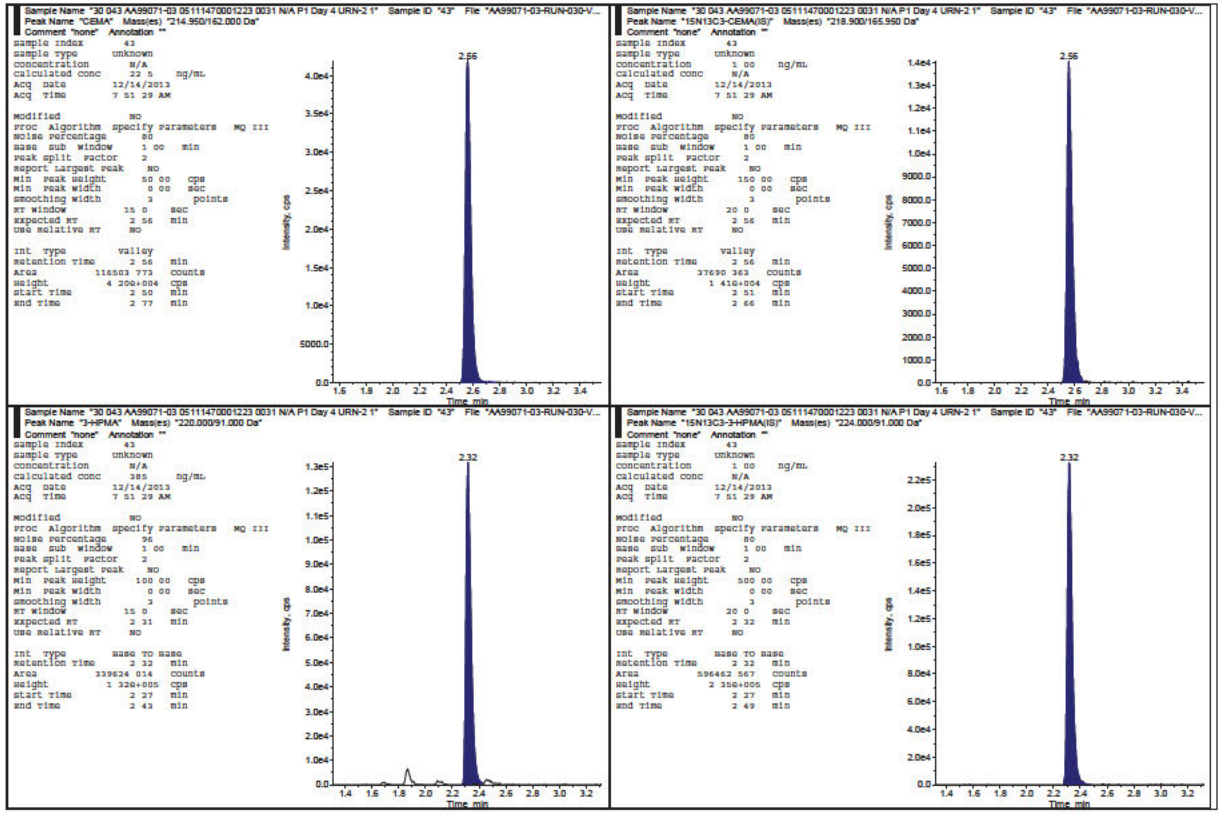

3-HPMA, HBMA, and CEMA in Human Urine
Celerion Study AA99071-03

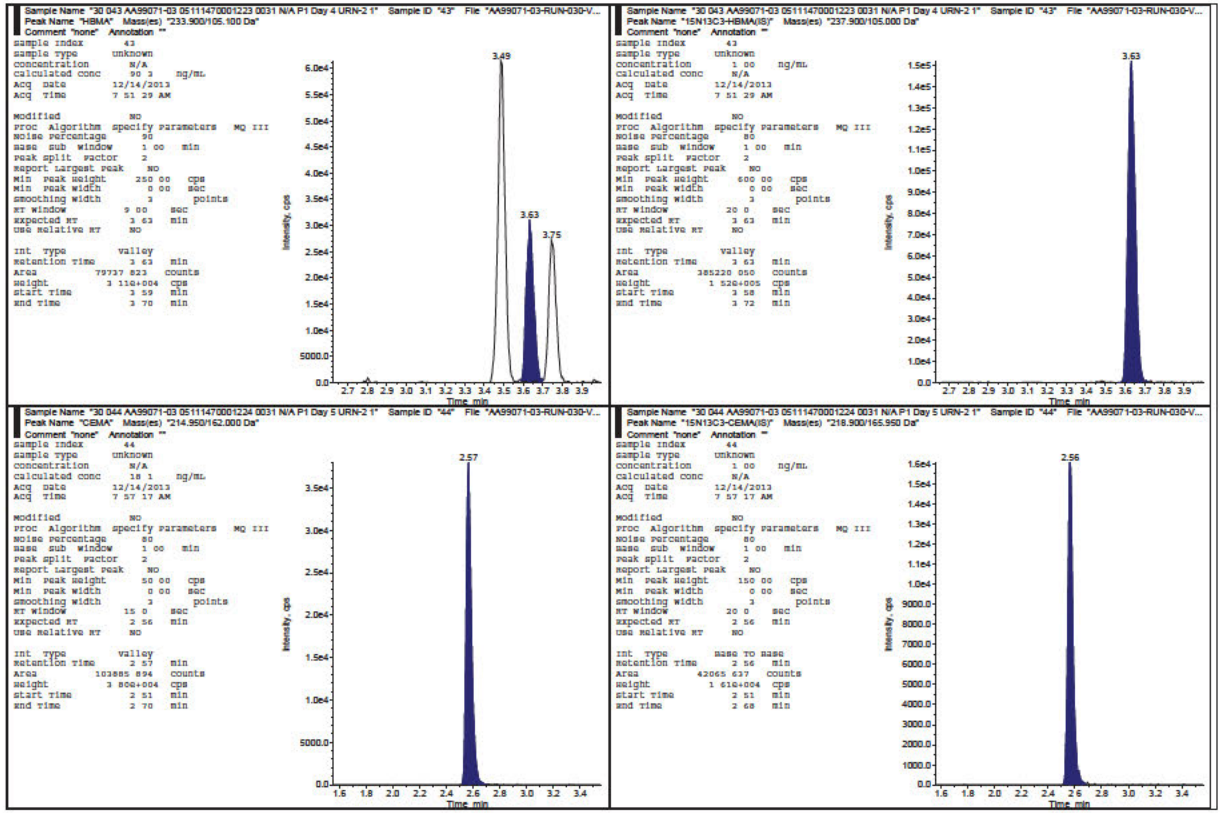

3-HPMA, HBMA, and CEMA in Human Urine
Celerion Study AA99071-03

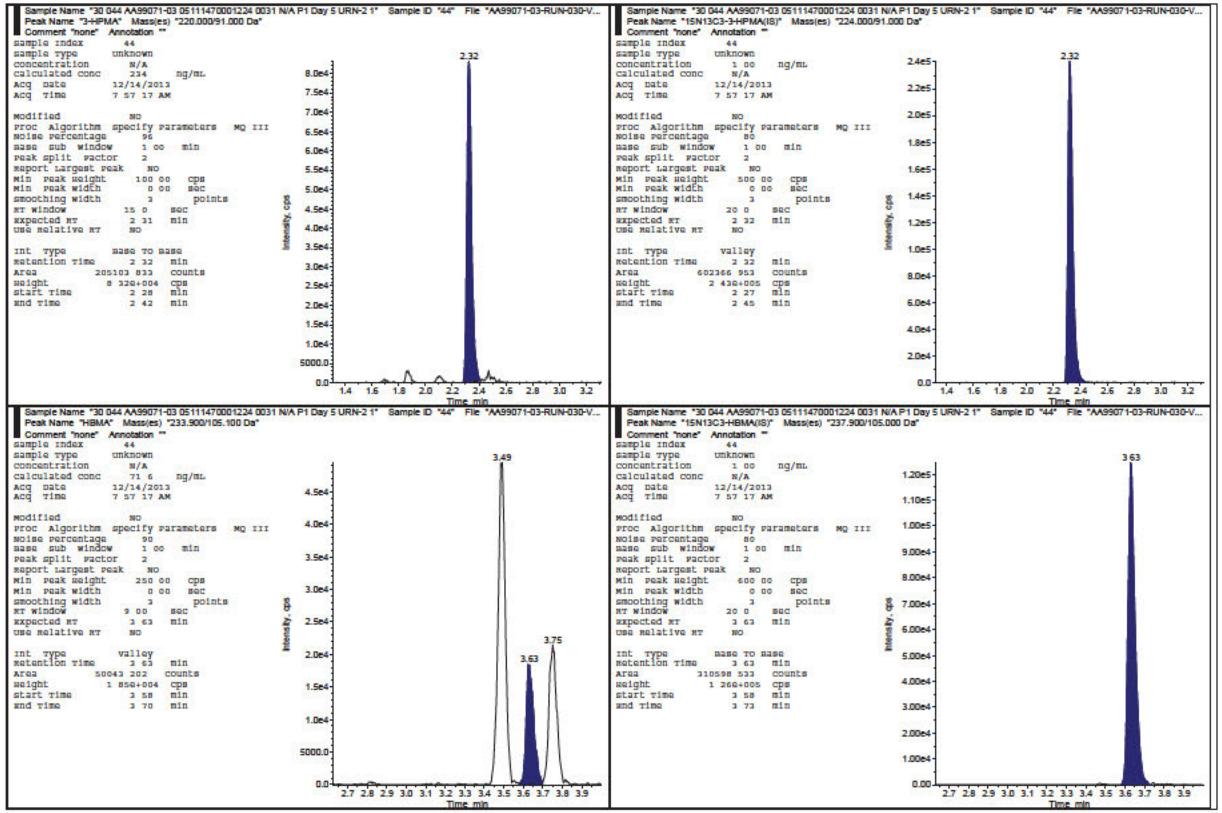

3-HPMA, HBMA, and CEMA in Human Urine
Celerion Study AA99071-03

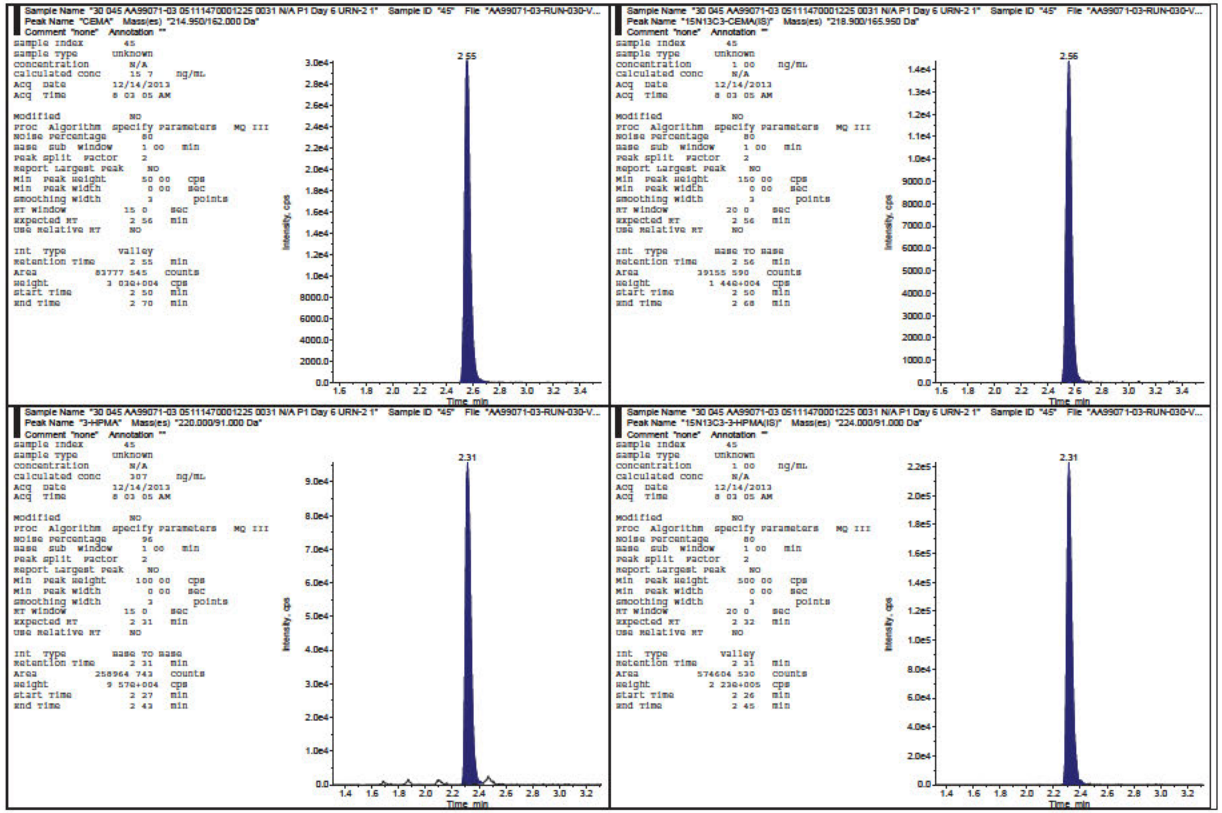

3-HPMA, HBMA, and CEMA in Human Urine
Celerion Study AA99071-03

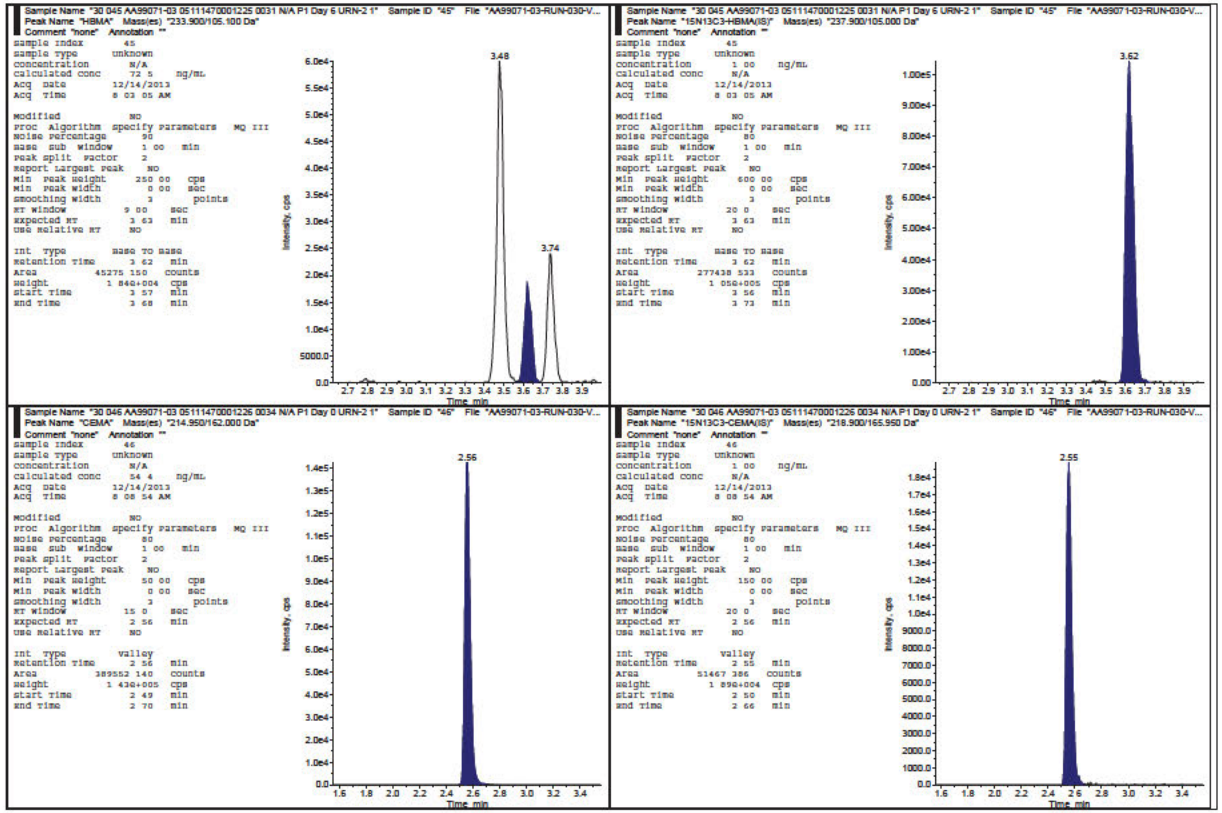

3-HPMA, HBMA, and CEMA in Human Urine
Celerion Study AA99071-03

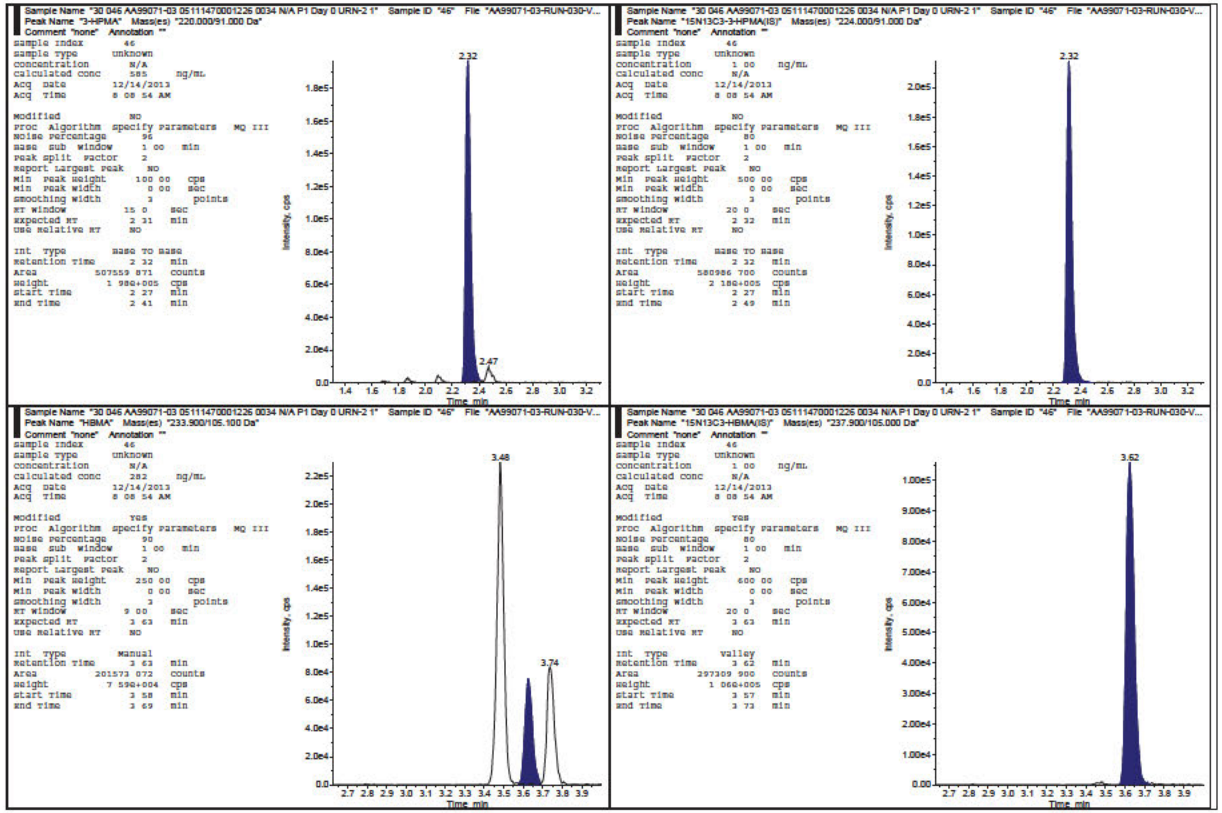

3-HPMA, HBMA, and CEMA in Human Urine
Celerion Study AA99071-03

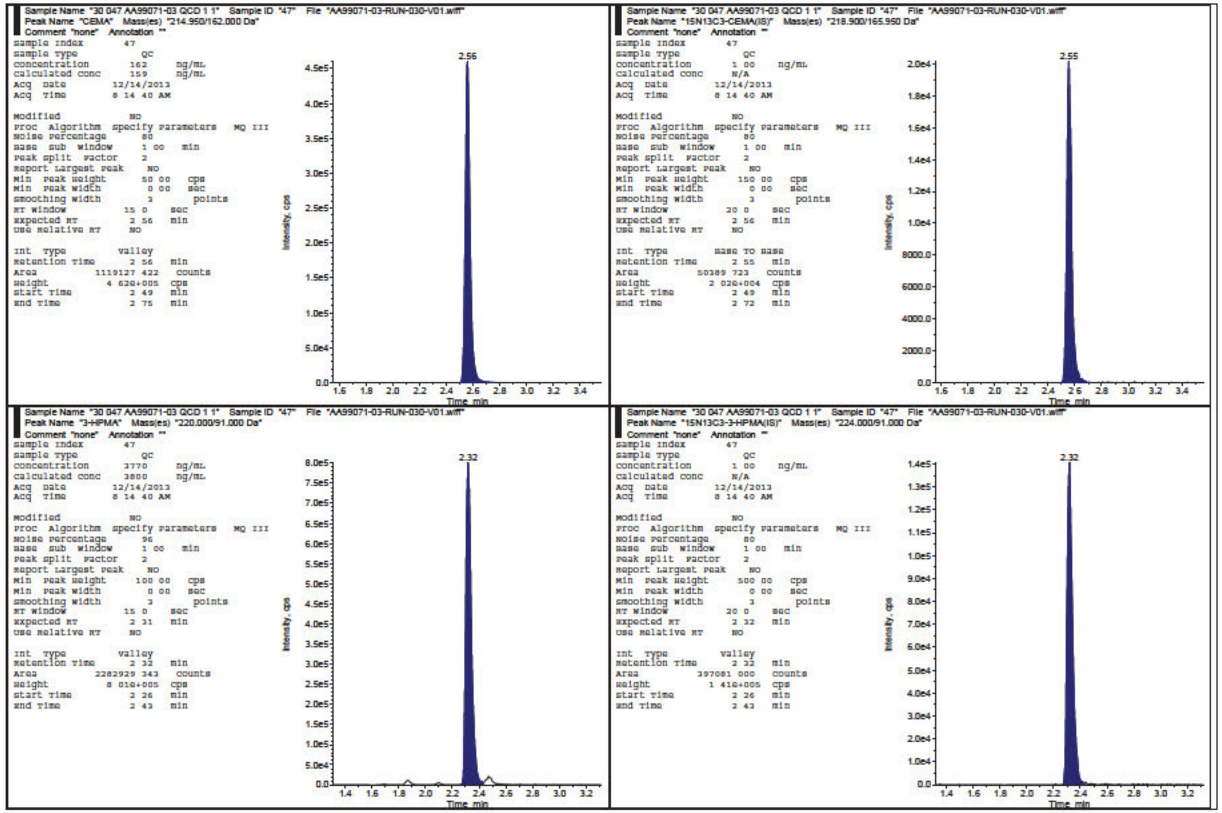

3-HPMA, HBMA, and CEMA in Human Urine
Celerion Study AA99071-03

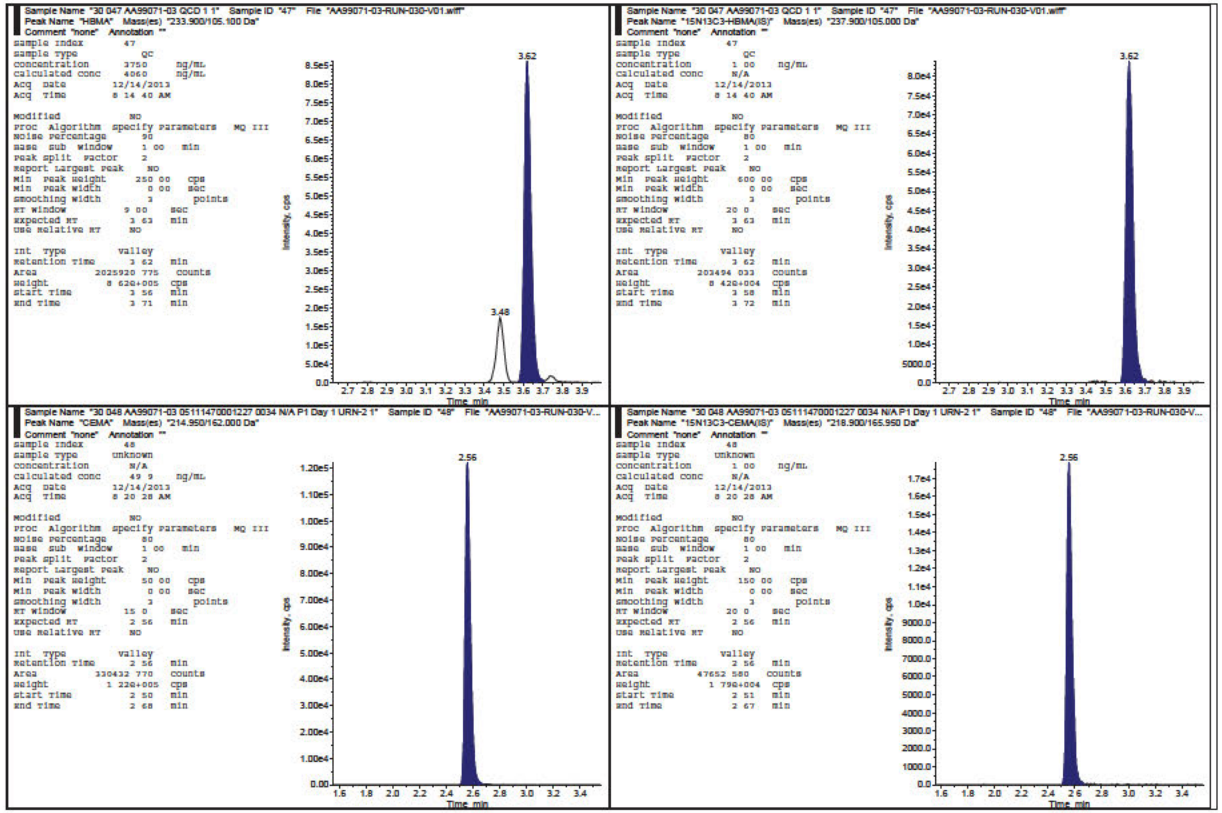

3-HPMA, HBMA, and CEMA in Human Urine
Celerion Study AA99071-03

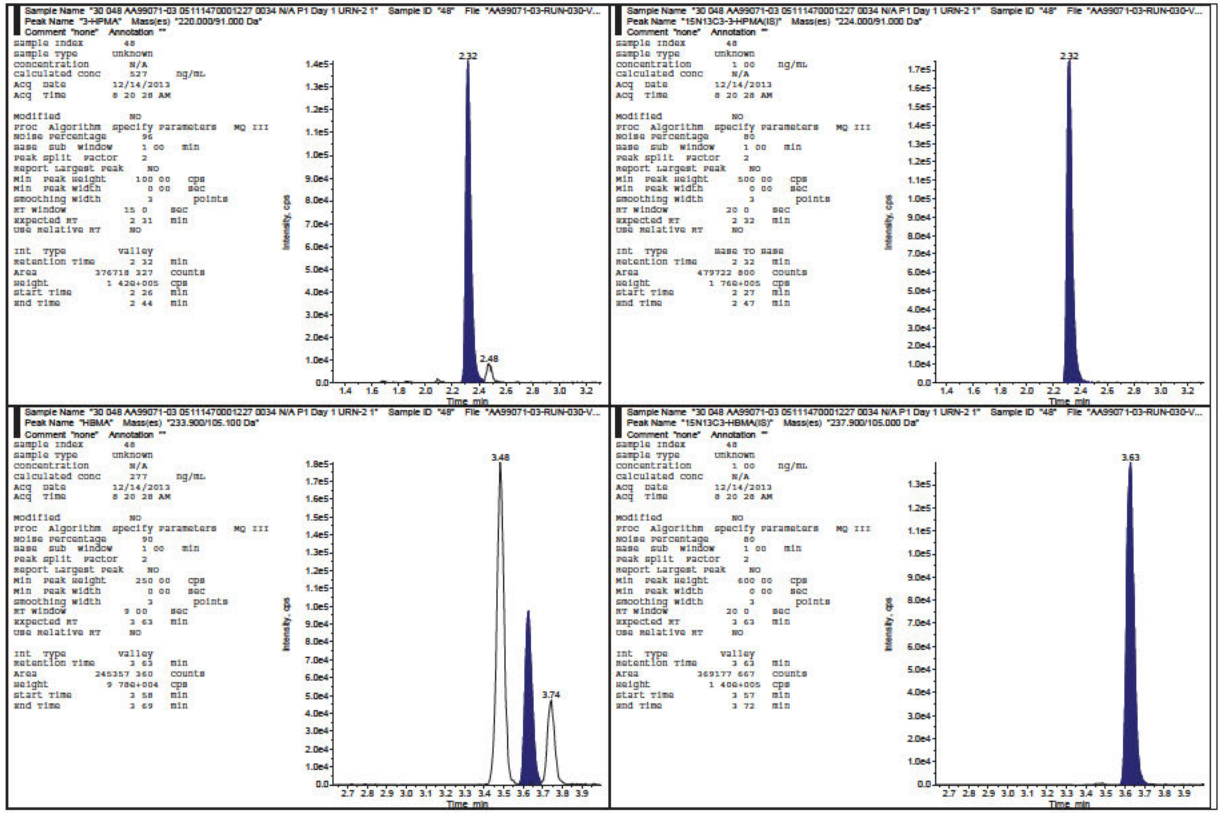

3-HPMA, HBMA, and CEMA in Human Urine
Celerion Study AA99071-03

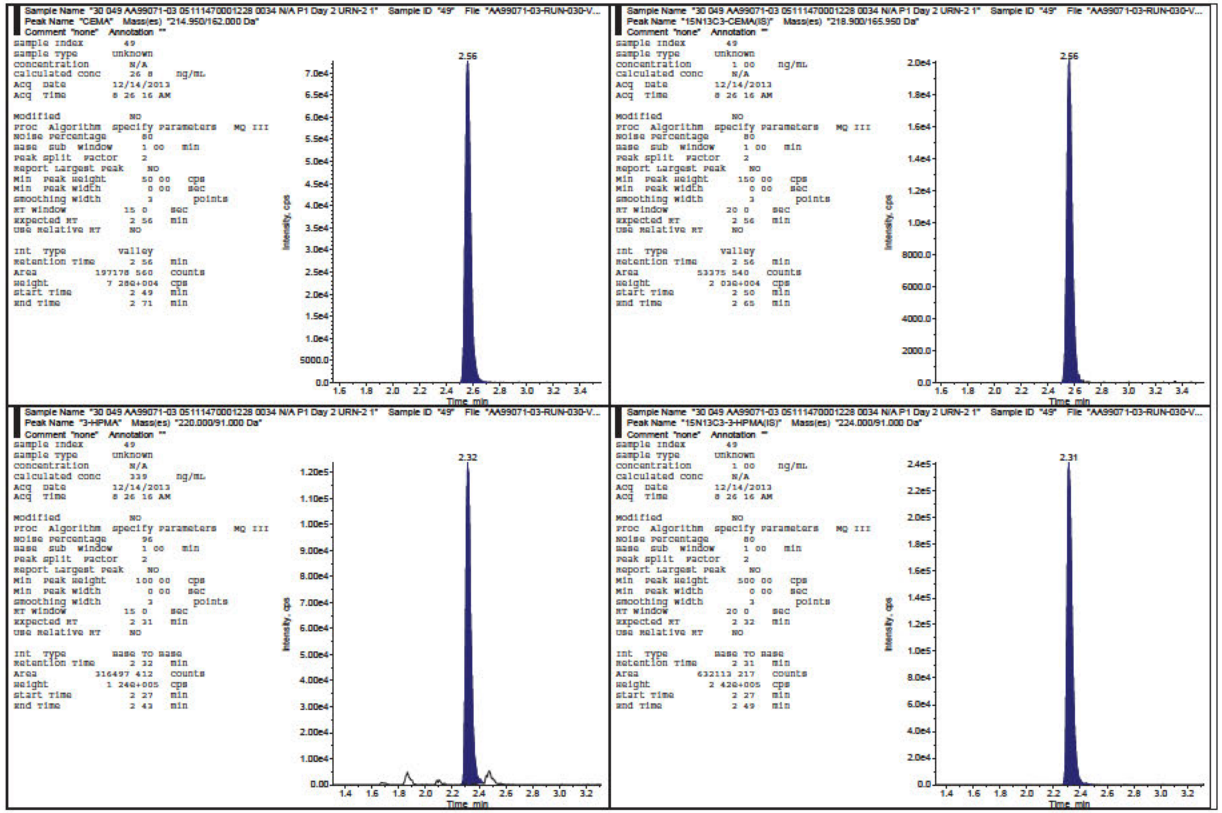

3-HPMA, HBMA, and CEMA in Human Urine
Celerion Study AA99071-03

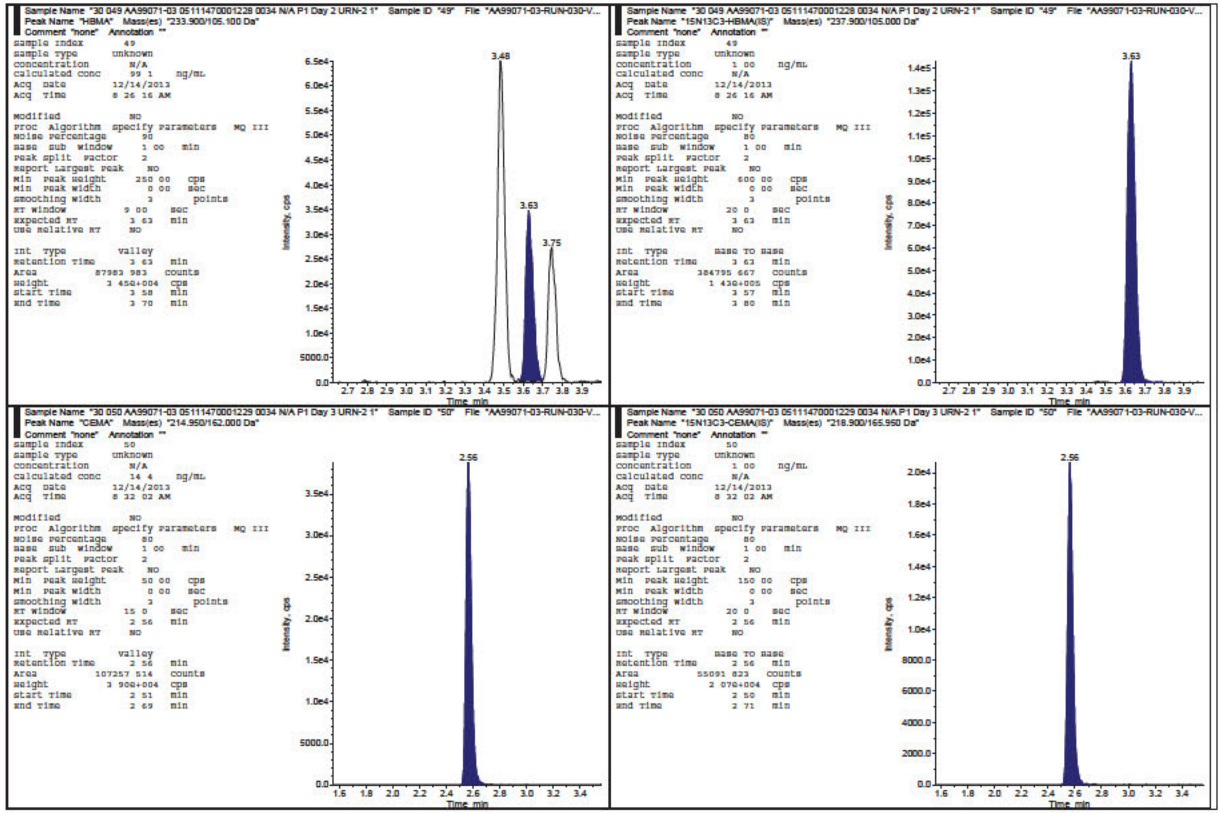

3-HPMA, HBMA, and CEMA in Human Urine
Celerion Study AA99071-03

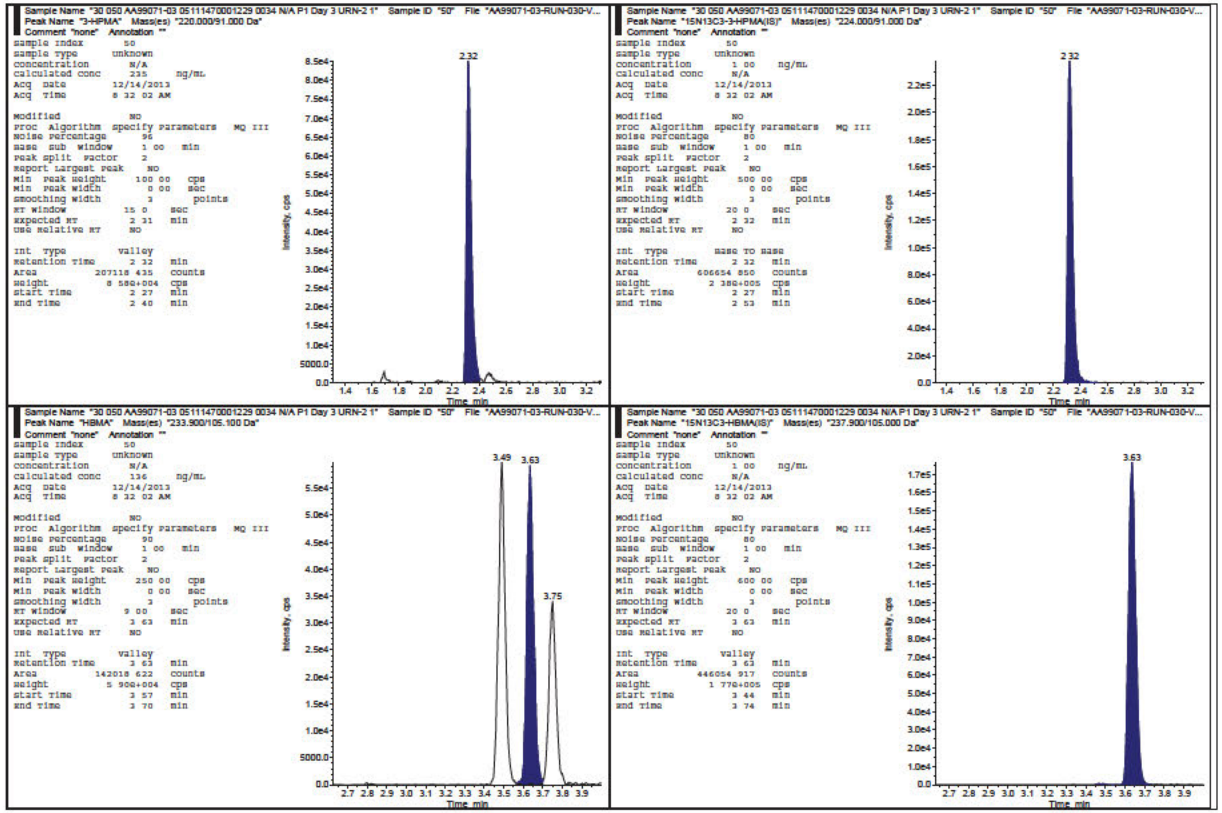

3-HPMA, HBMA, and CEMA in Human Urine
Celerion Study AA99071-03

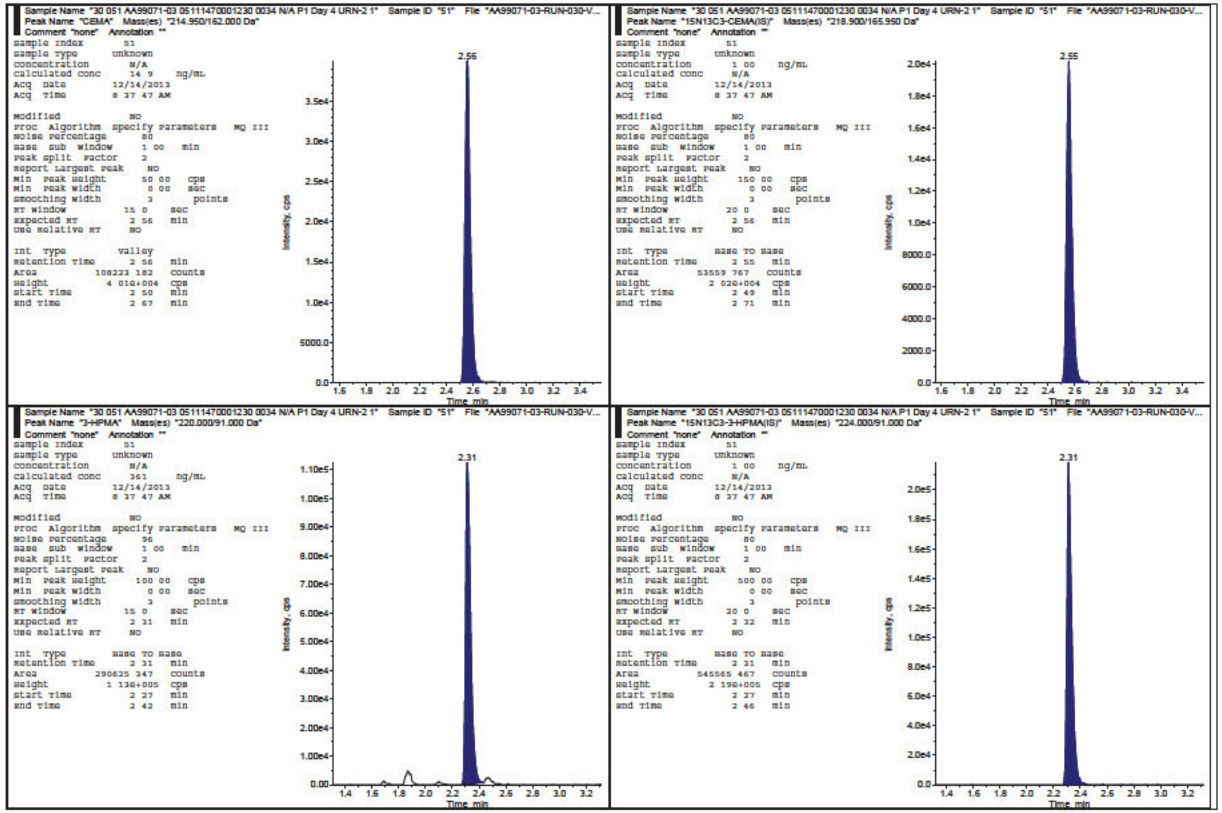

3-HPMA, HBMA, and CEMA in Human Urine
Celerion Study AA99071-03

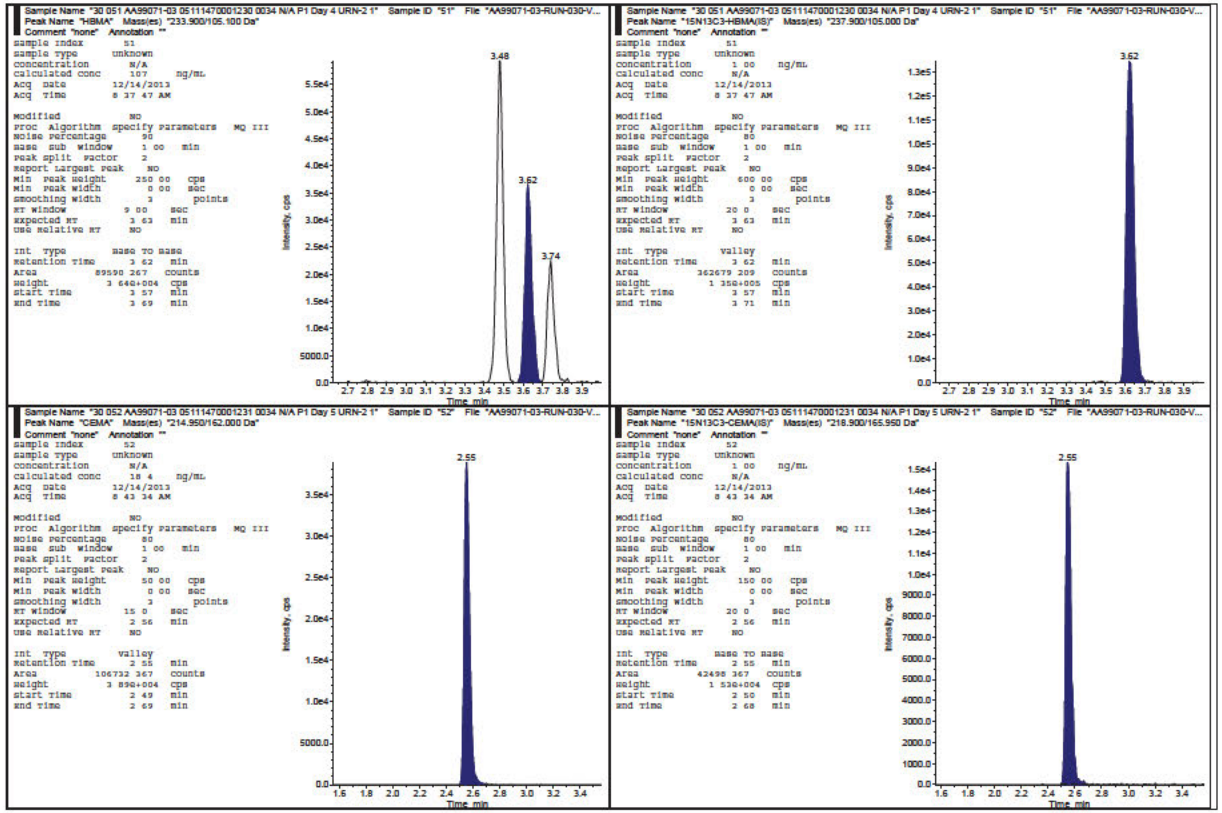

3-HPMA, HBMA, and CEMA in Human Urine
Celerion Study AA99071-03

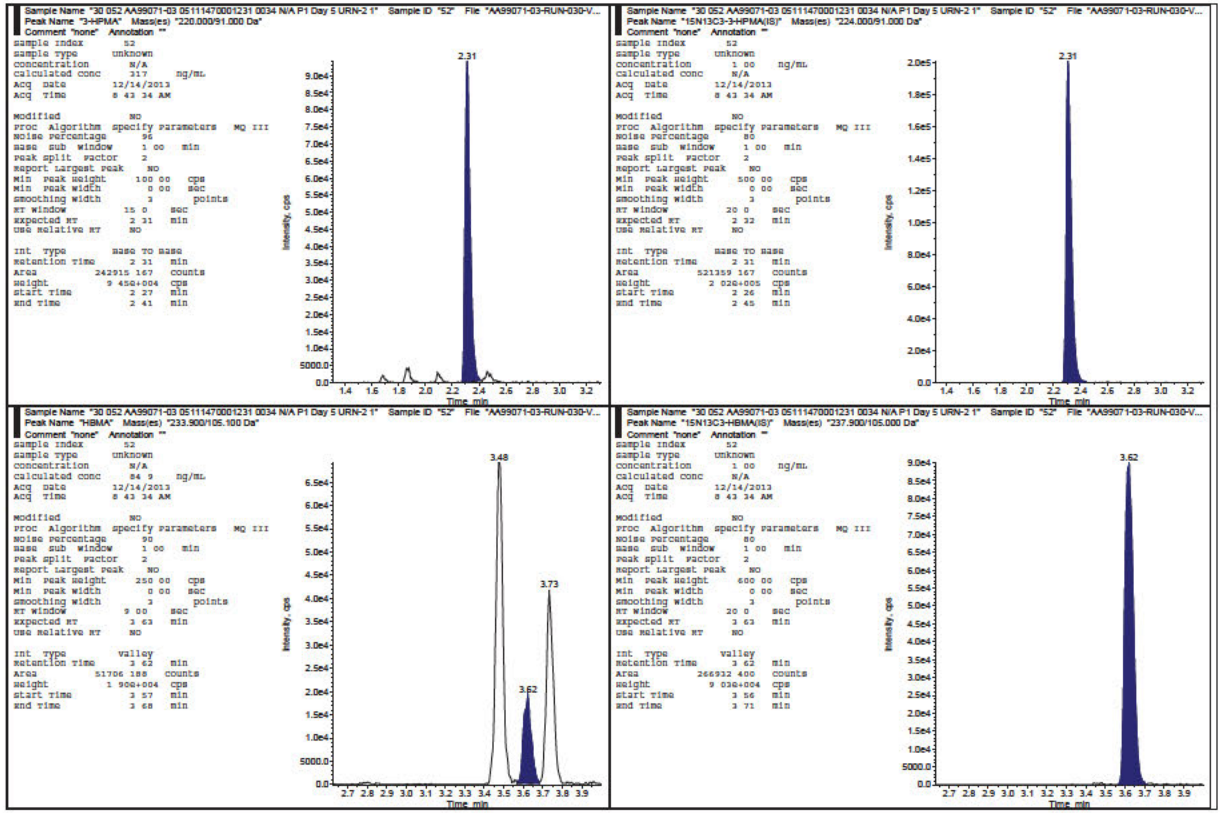

3-HPMA, HBMA, and CEMA in Human Urine
Celerion Study AA99071-03

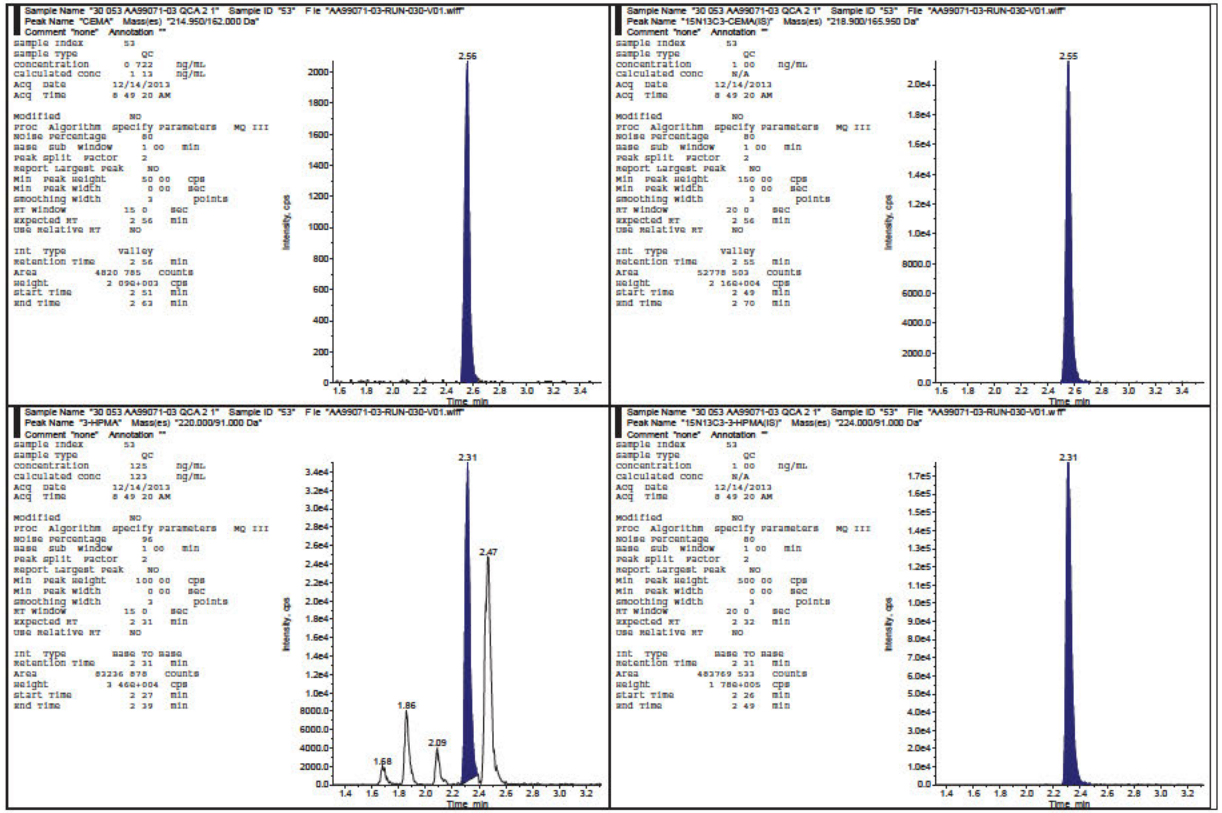

3-HPMA, HBMA, and CEMA in Human Urine
Celerion Study AA99071-03

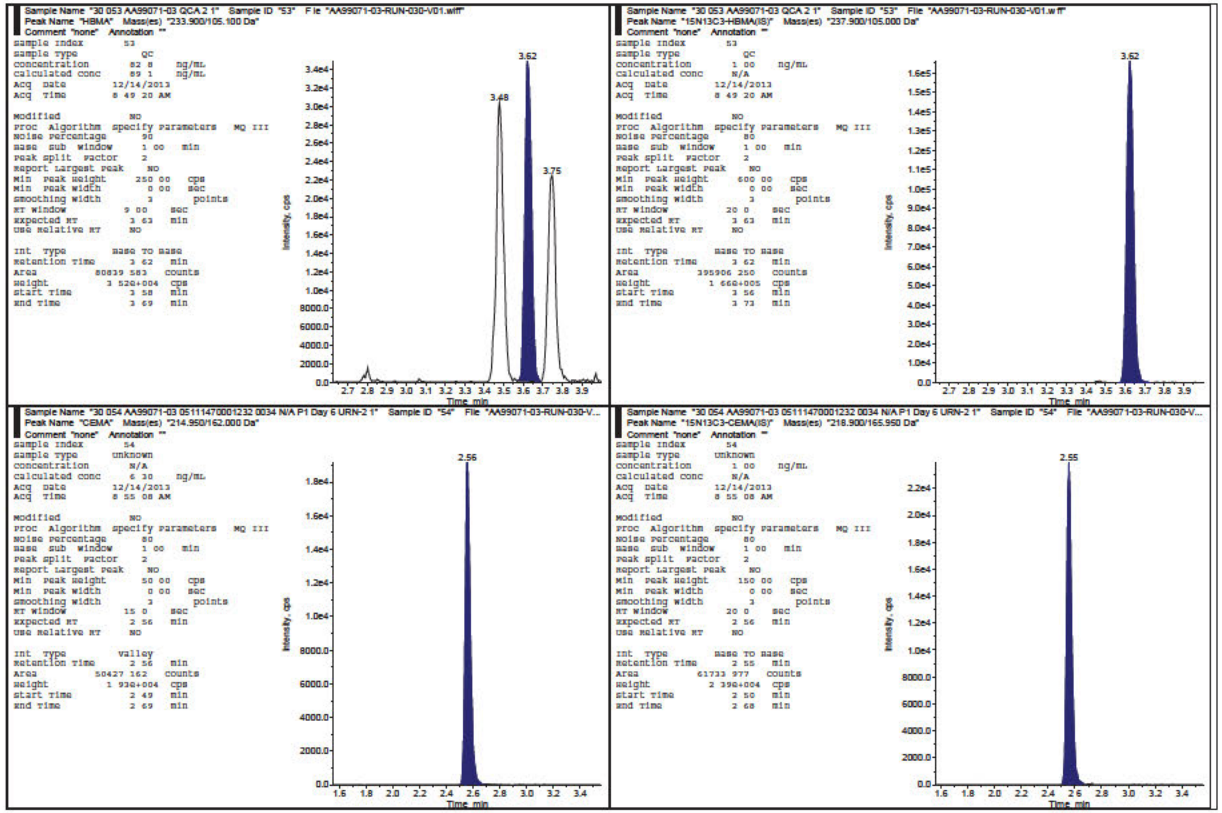

3-HPMA, HBMA, and CEMA in Human Urine
Celerion Study AA99071-03

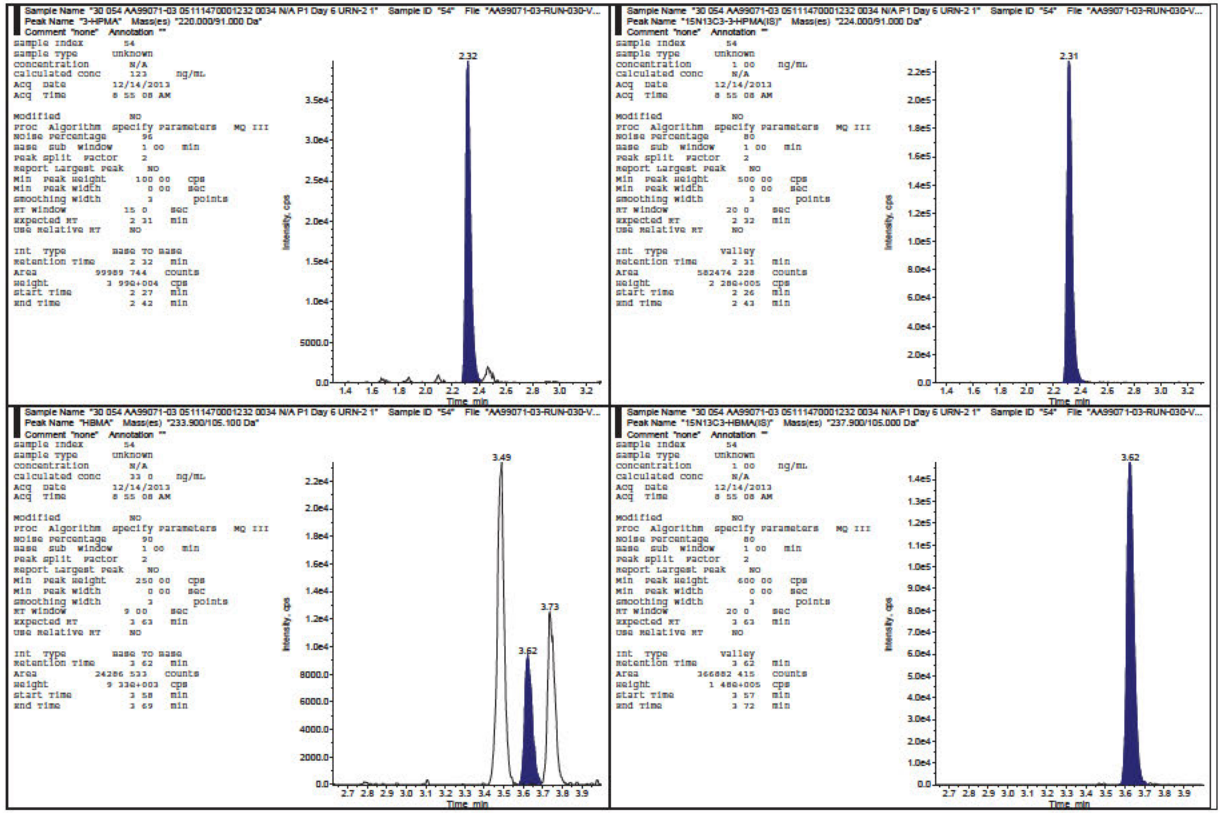

3-HPMA, HBMA, and CEMA in Human Urine
Celerion Study AA99071-03

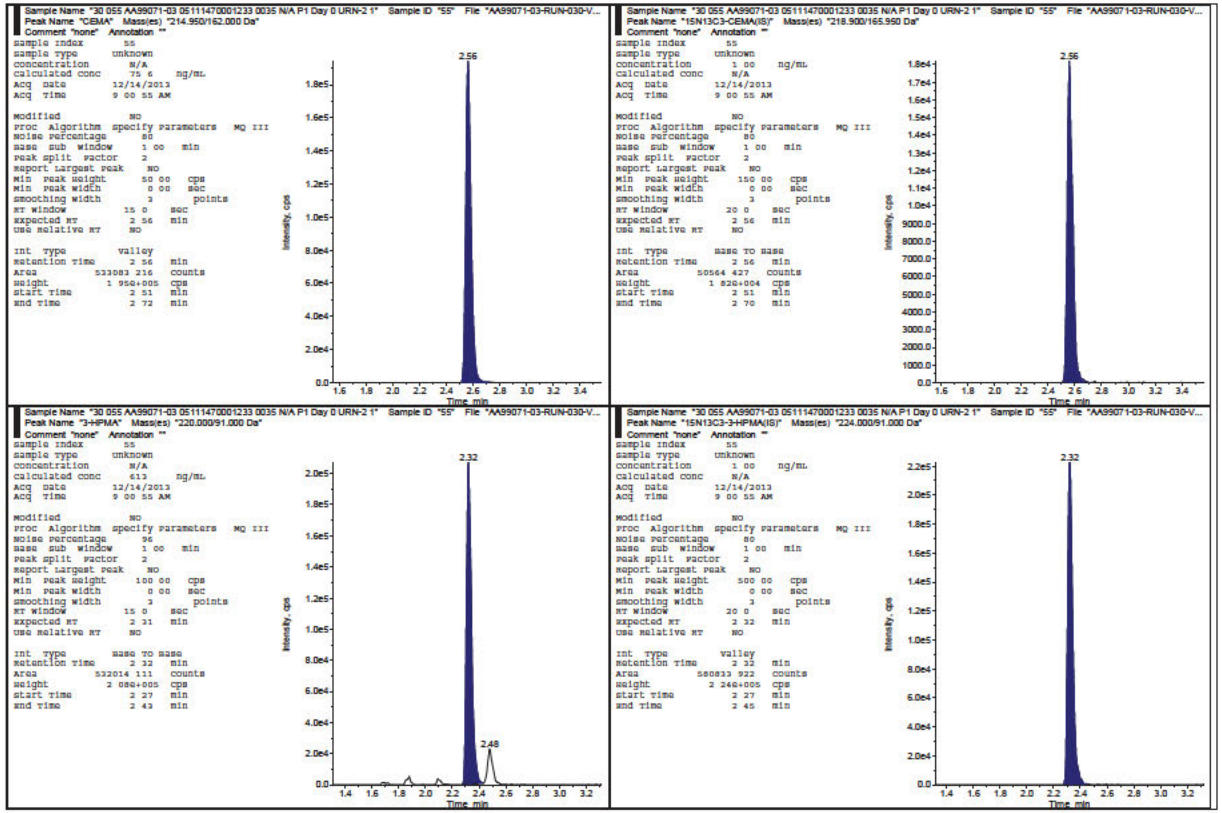

3-HPMA, HBMA, and CEMA in Human Urine
Celerion Study AA99071-03

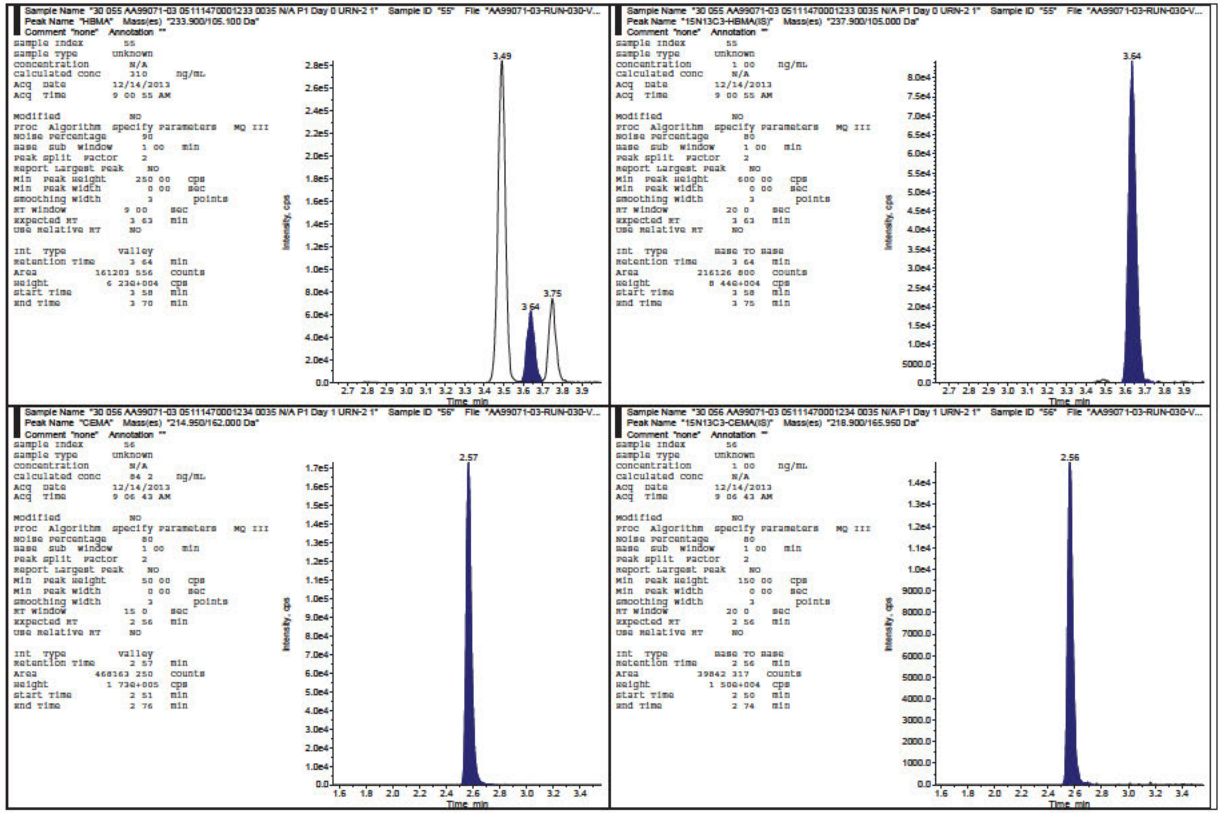

3-HPMA, HBMA, and CEMA in Human Urine
Celerion Study AA99071-03

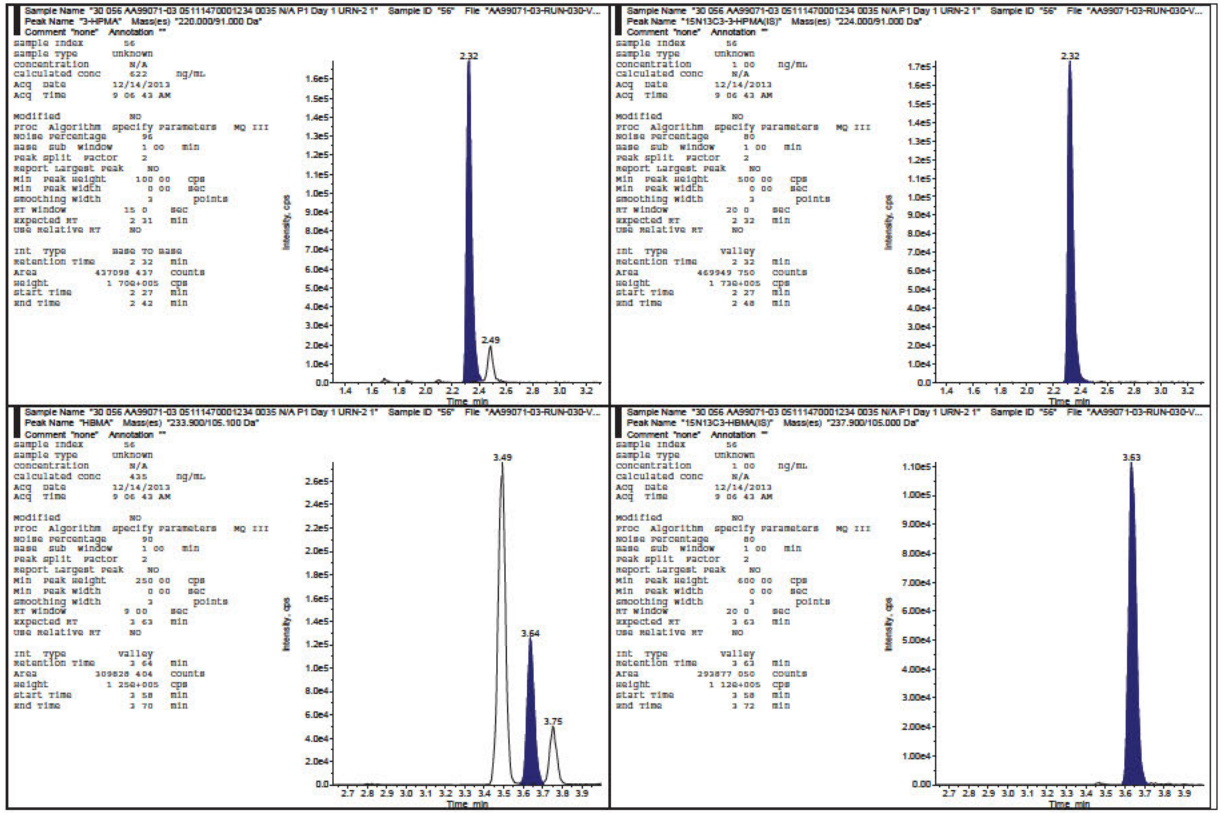

3-HPMA, HBMA, and CEMA in Human Urine
Celerion Study AA99071-03

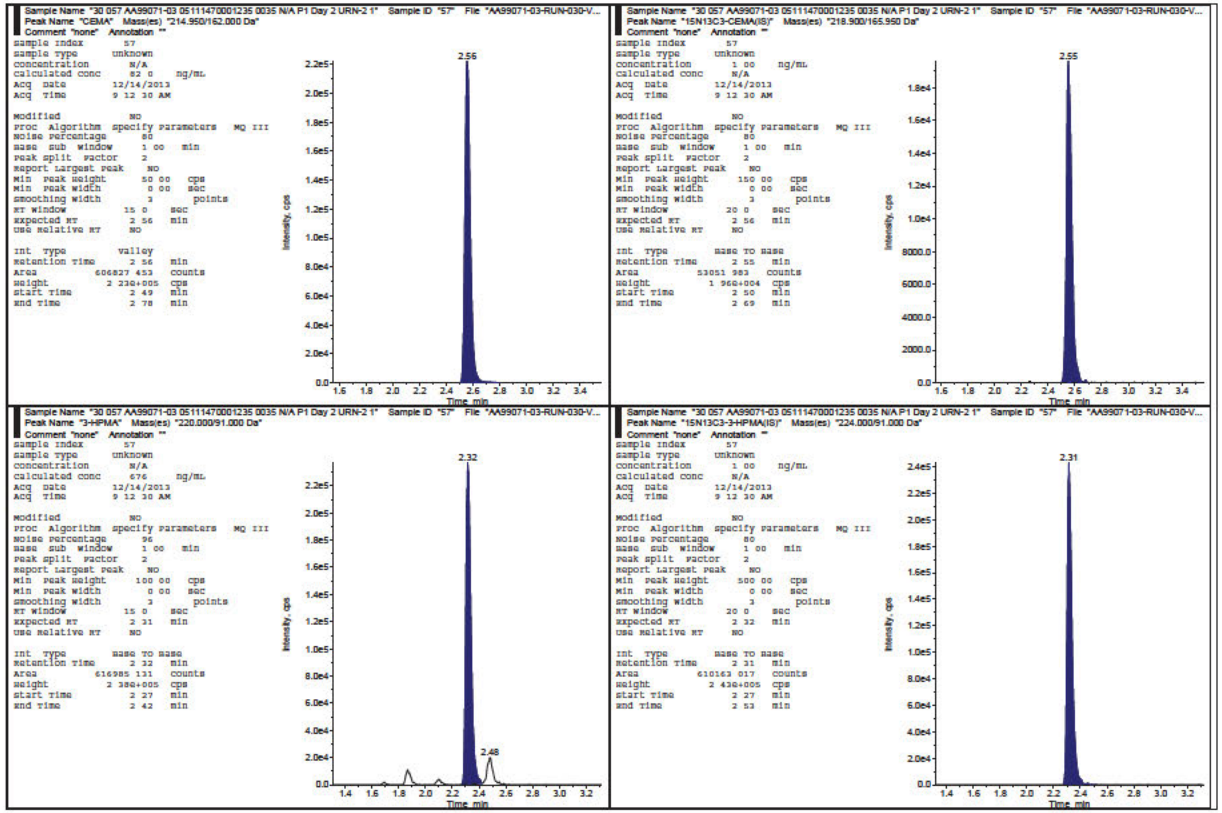

3-HPMA, HBMA, and CEMA in Human Urine
Celerion Study AA99071-03

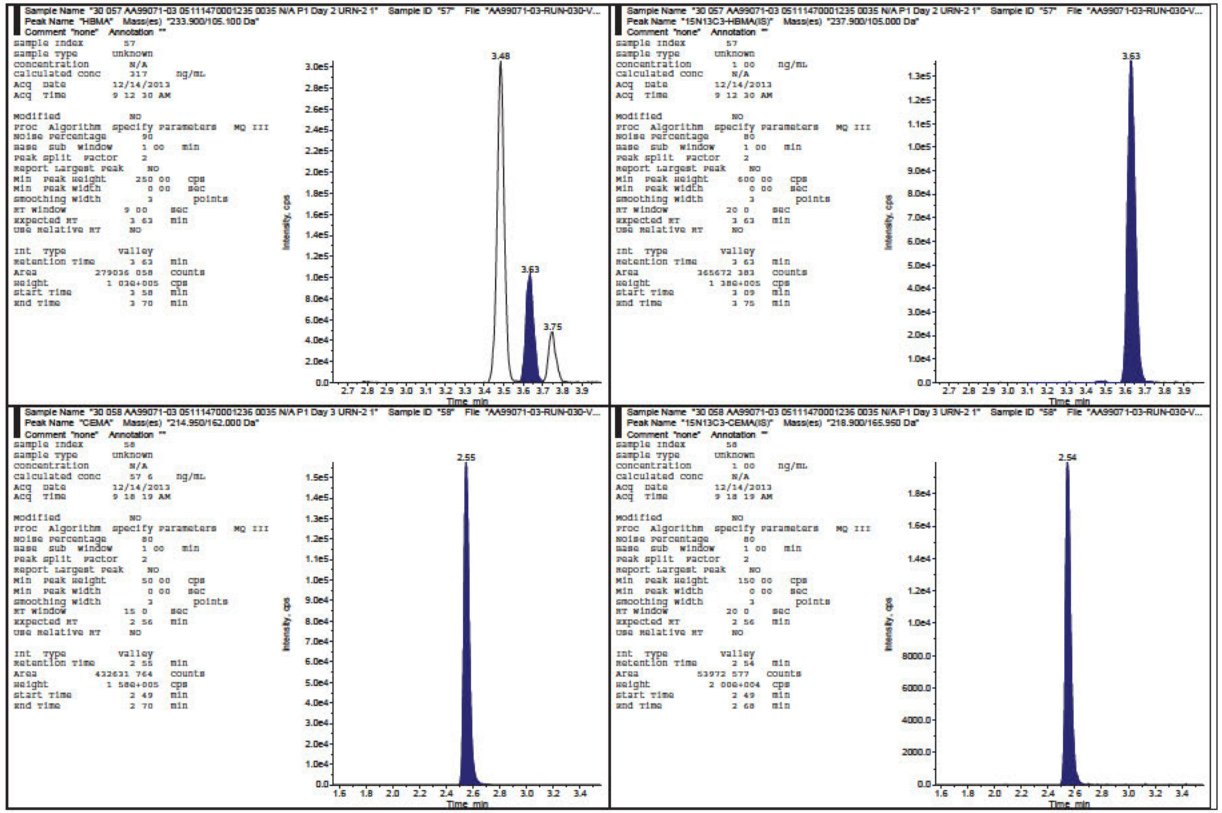

3-HPMA, HBMA, and CEMA in Human Urine
Celerion Study AA99071-03

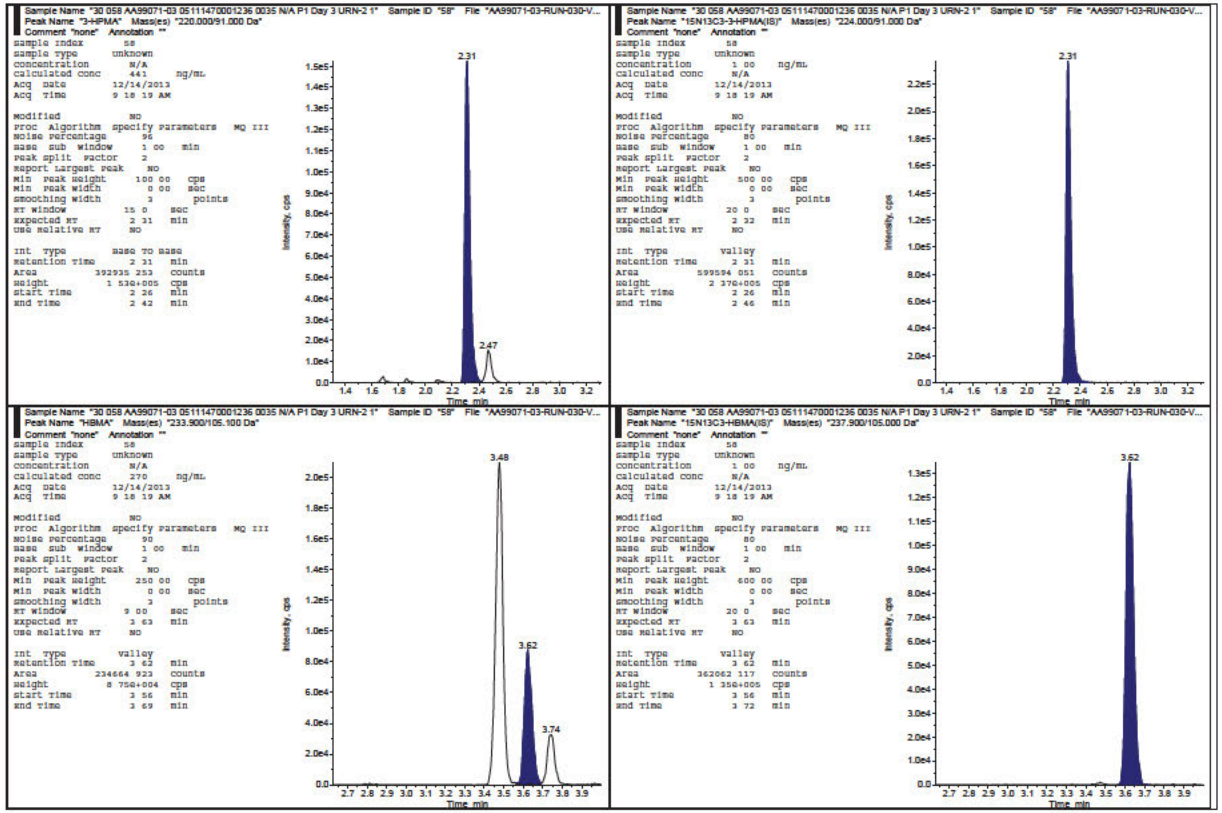

3-HPMA, HBMA, and CEMA in Human Urine
Celerion Study AA99071-03

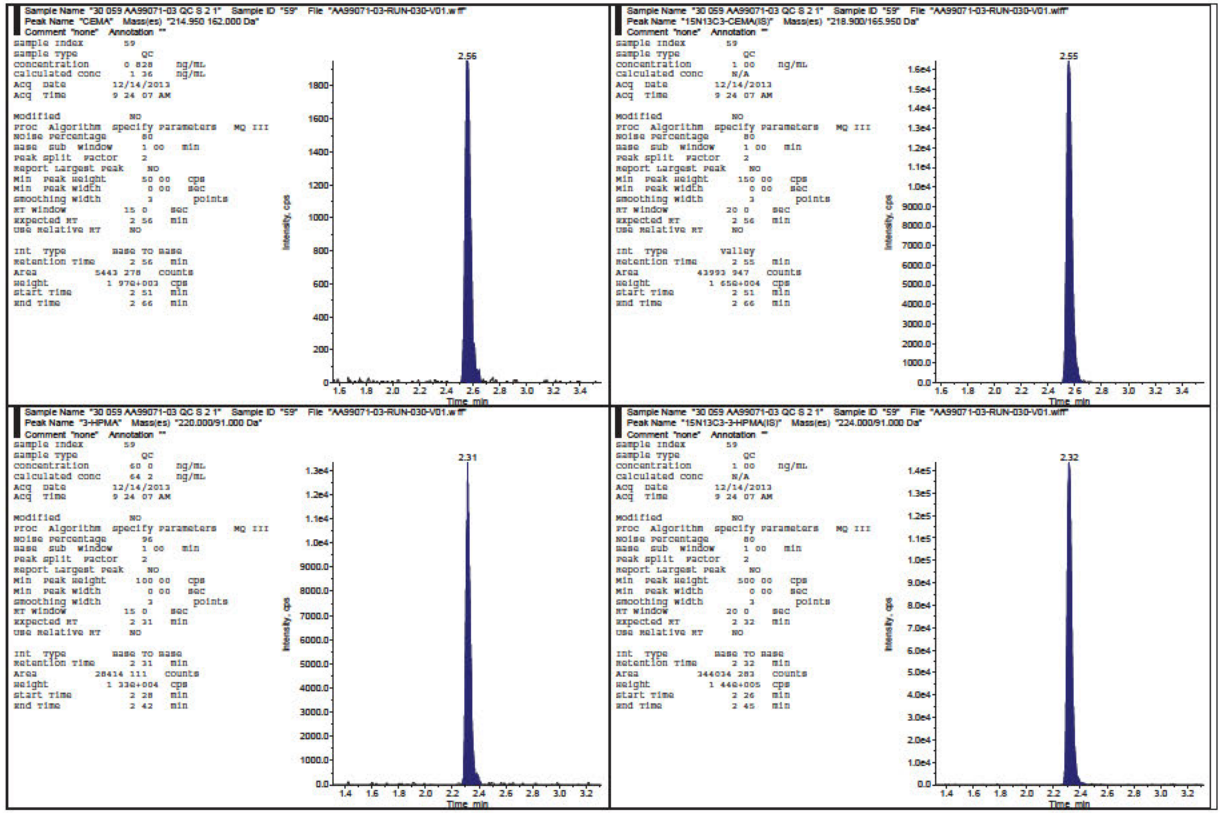

3-HPMA, HBMA, and CEMA in Human Urine
Celerion Study AA99071-03

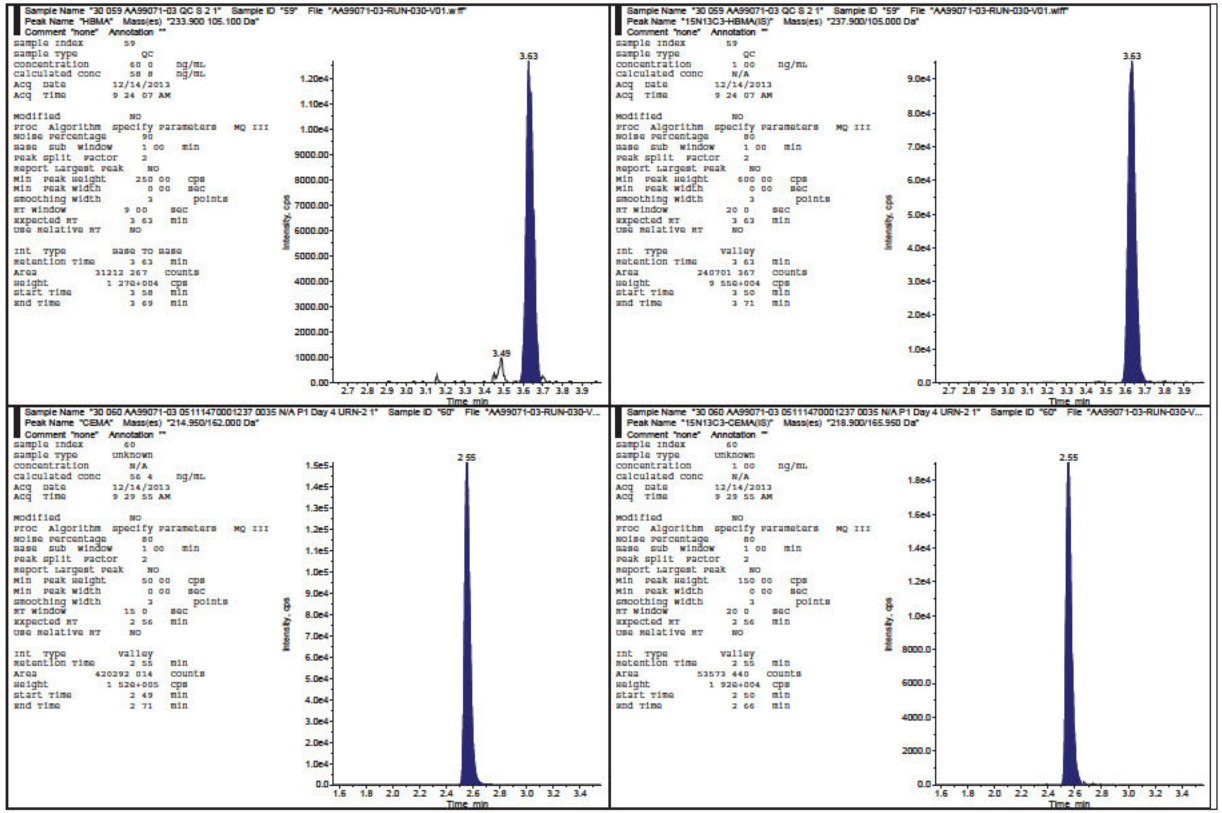

3-HPMA, HBMA, and CEMA in Human Urine
Celerion Study AA99071-03

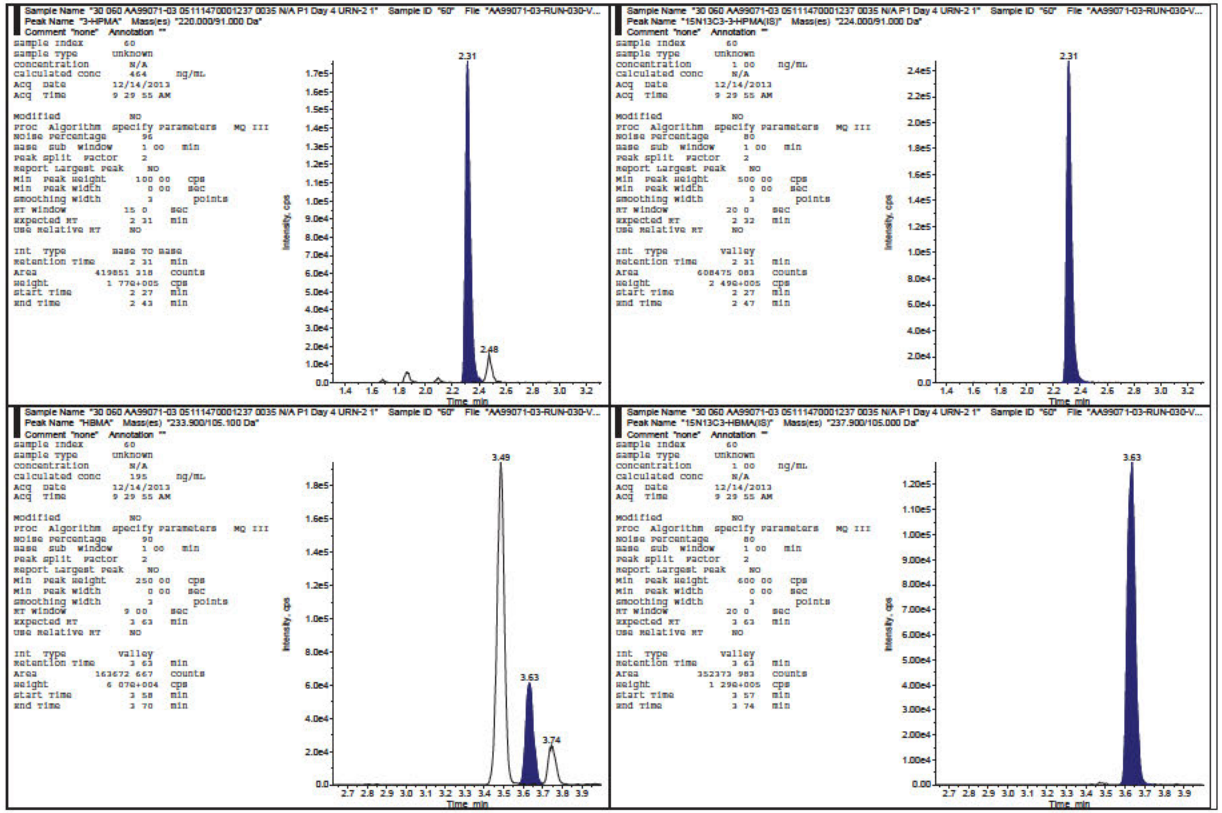

3-HPMA, HBMA, and CEMA in Human Urine
Celerion Study AA99071-03

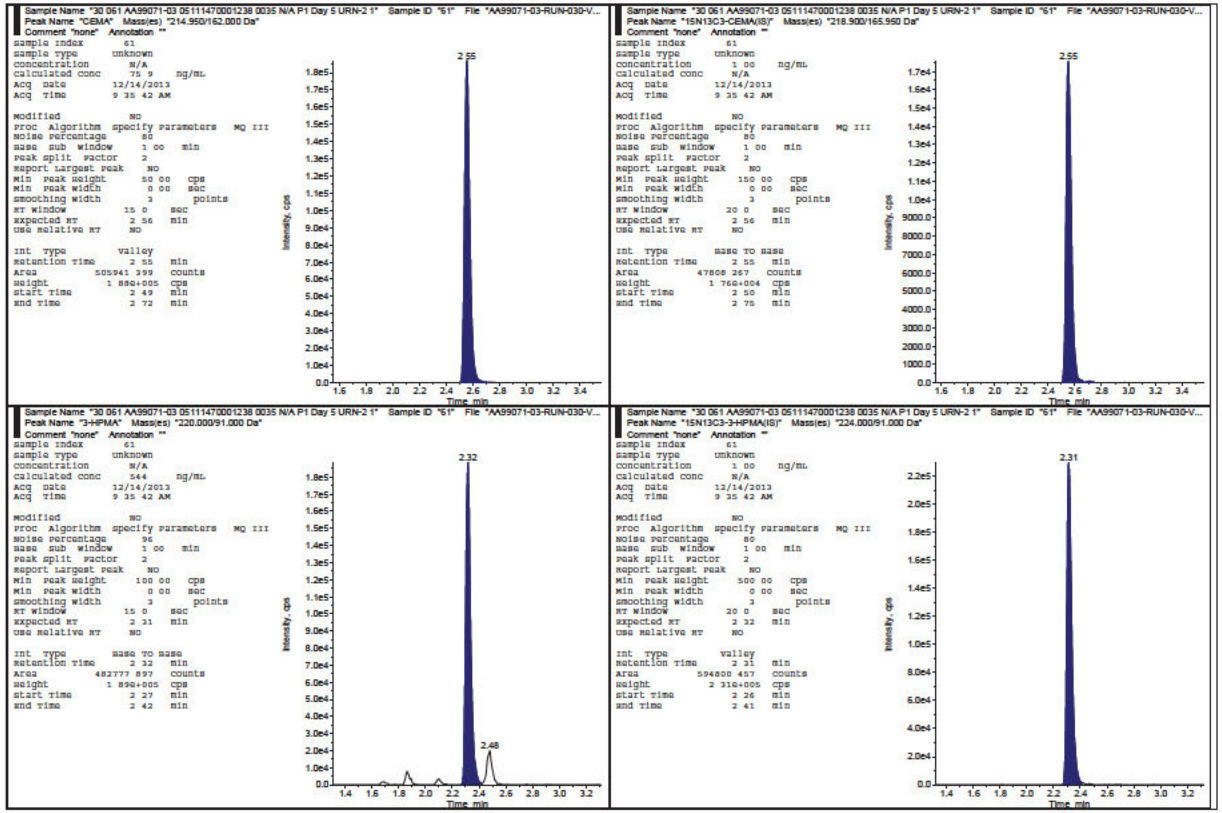

3-HPMA, HBMA, and CEMA in Human Urine
Celerion Study AA99071-03

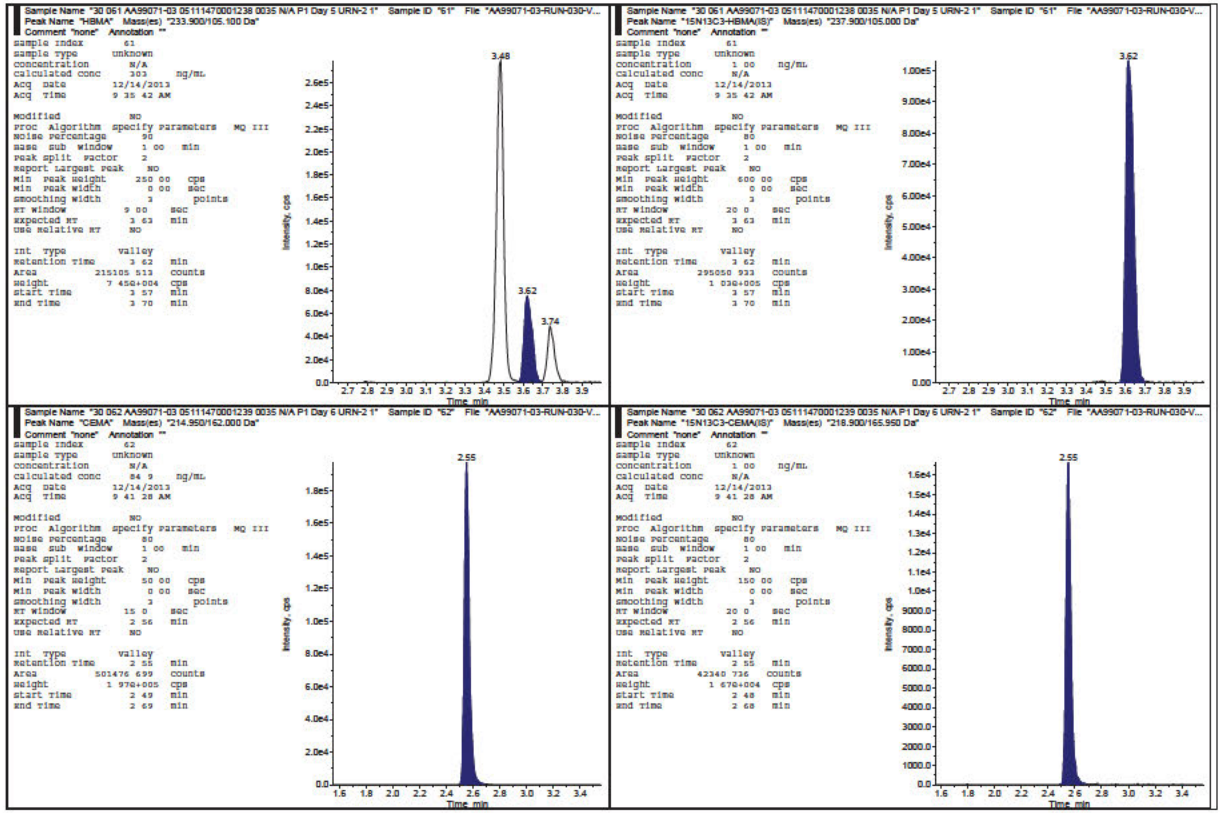

3-HPMA, HBMA, and CEMA in Human Urine
Celerion Study AA99071-03

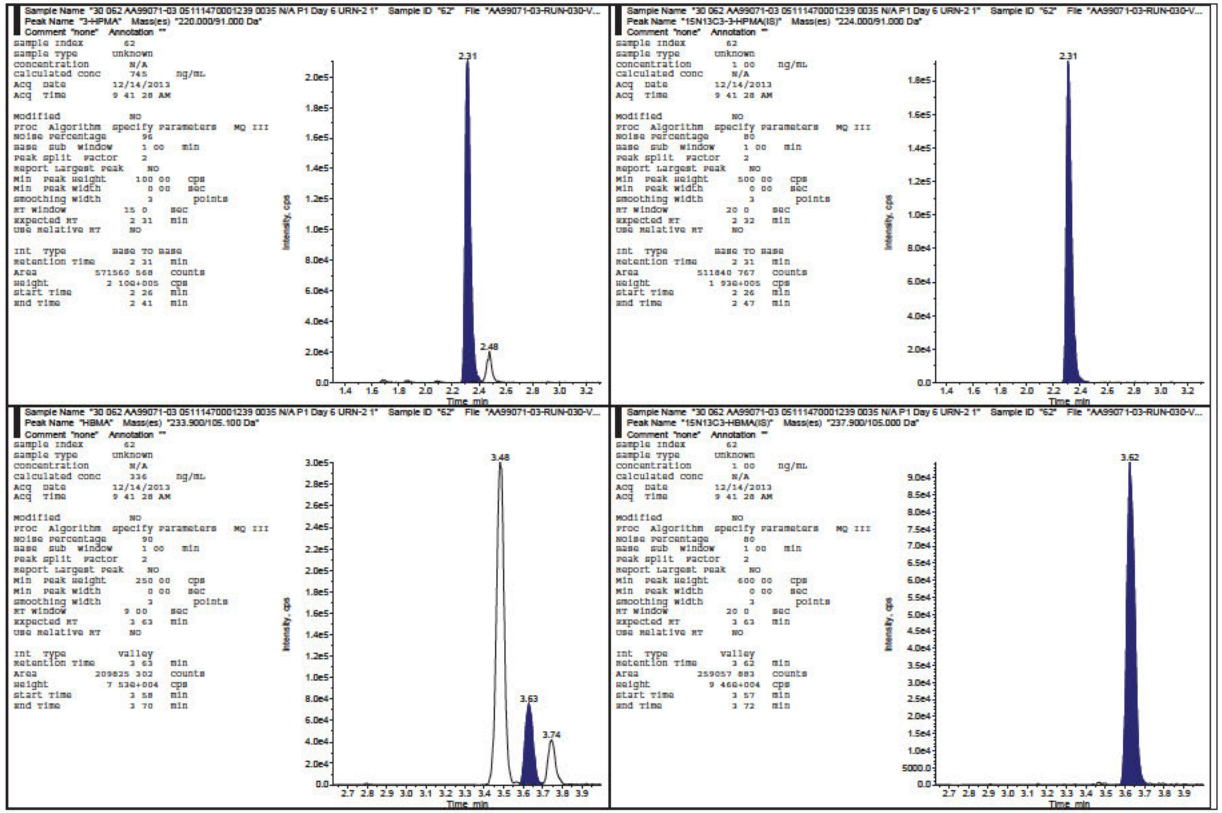

3-HPMA, HBMA, and CEMA in Human Urine
Celerion Study AA99071-03

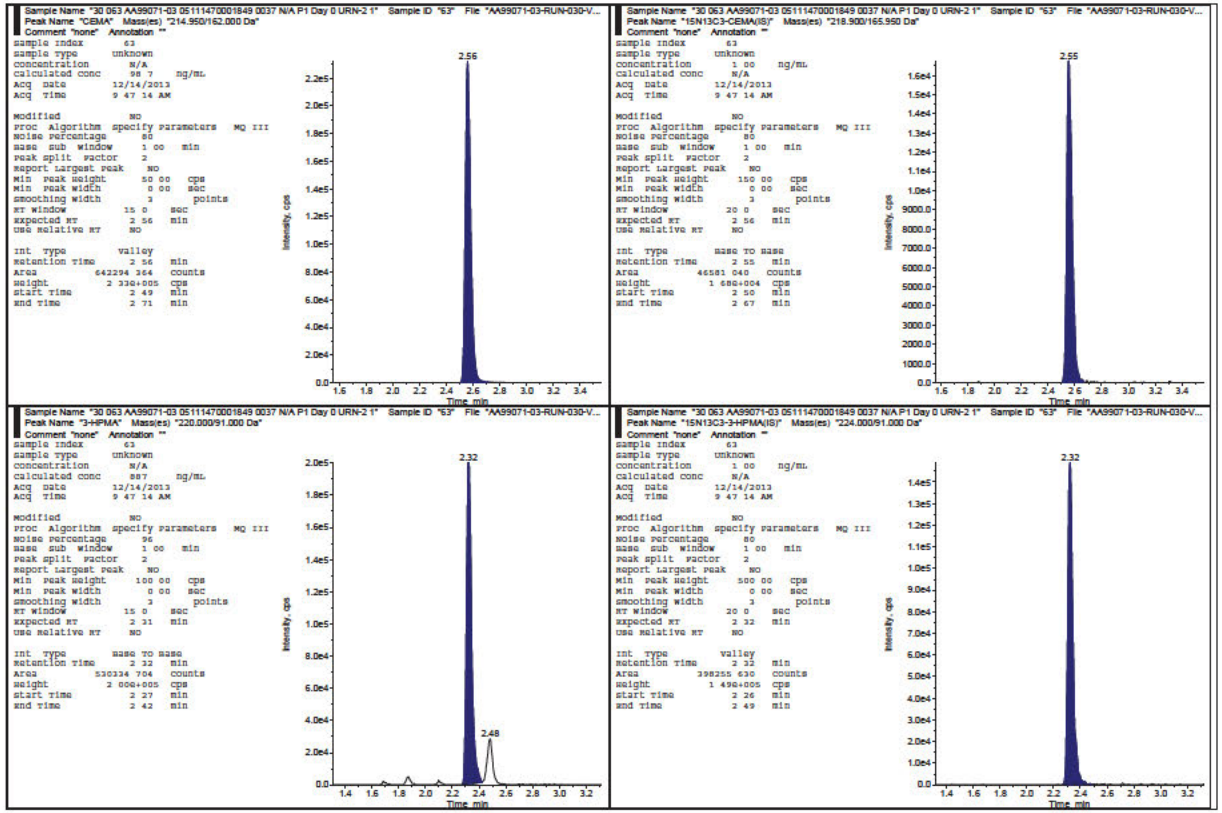

3-HPMA, HBMA, and CEMA in Human Urine
Celerion Study AA99071-03

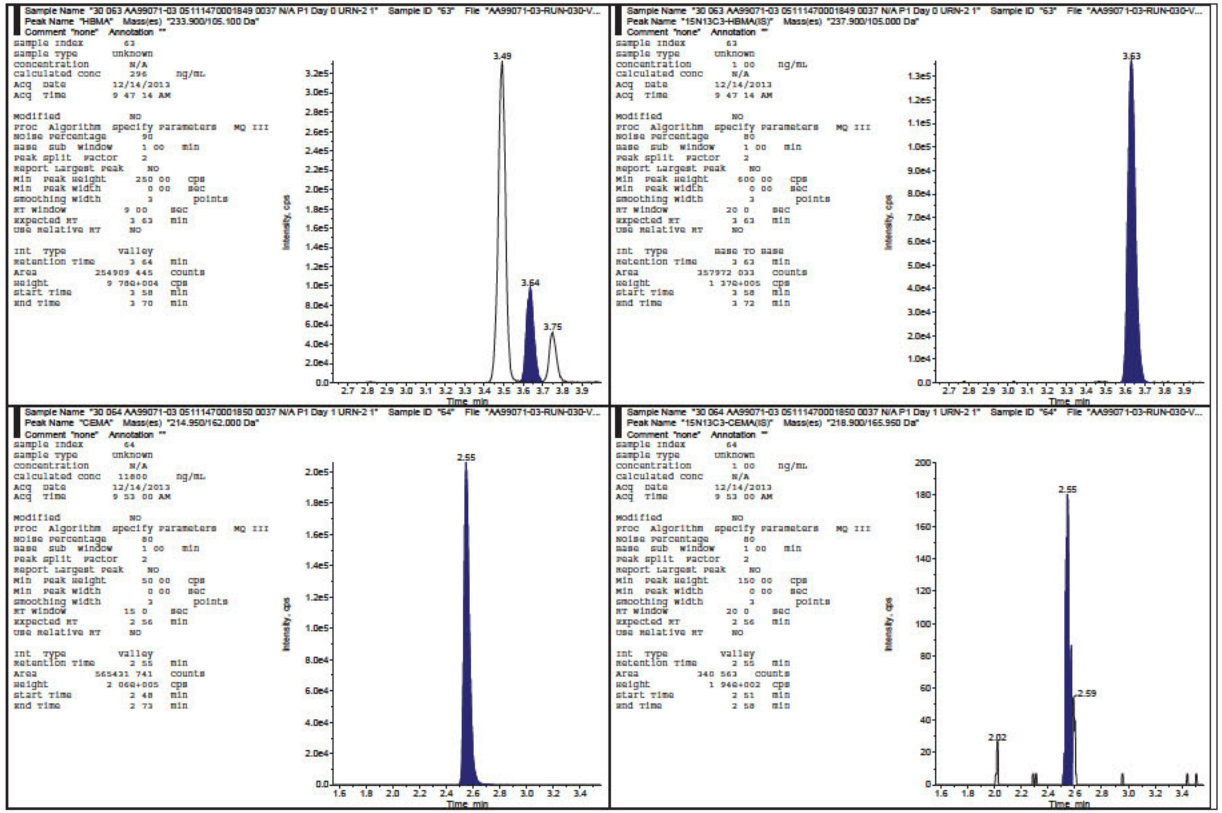

3-HPMA, HBMA, and CEMA in Human Urine
Celerion Study AA99071-03

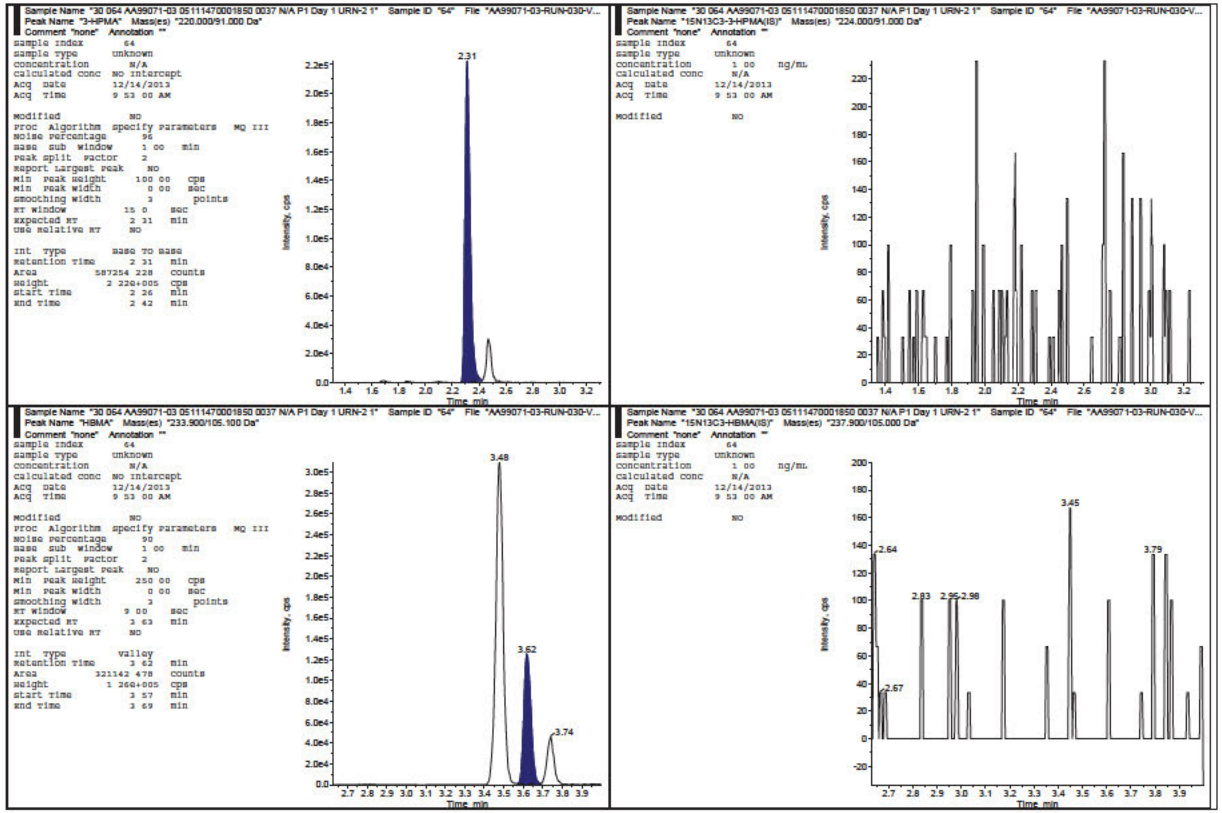

3-HPMA, HBMA, and CEMA in Human Urine
Celerion Study AA99071-03

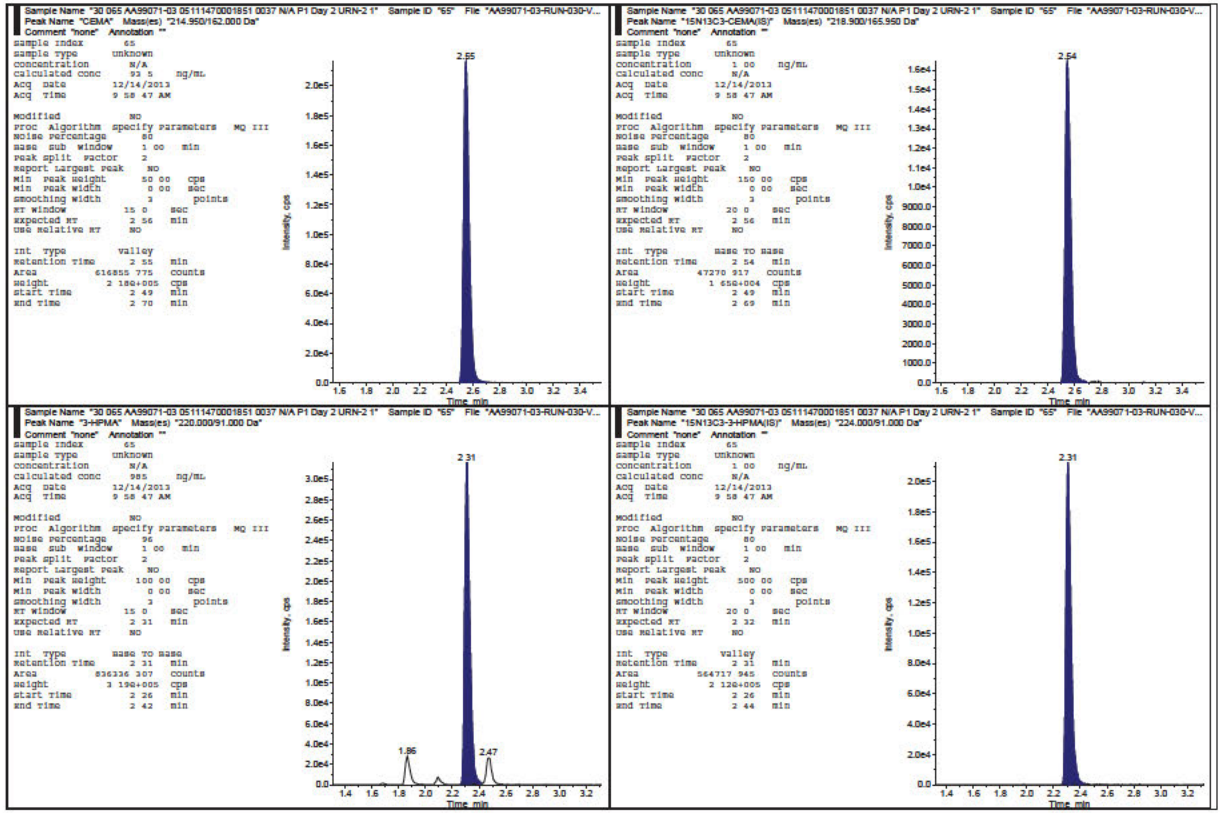

3-HPMA, HBMA, and CEMA in Human Urine
Celerion Study AA99071-03

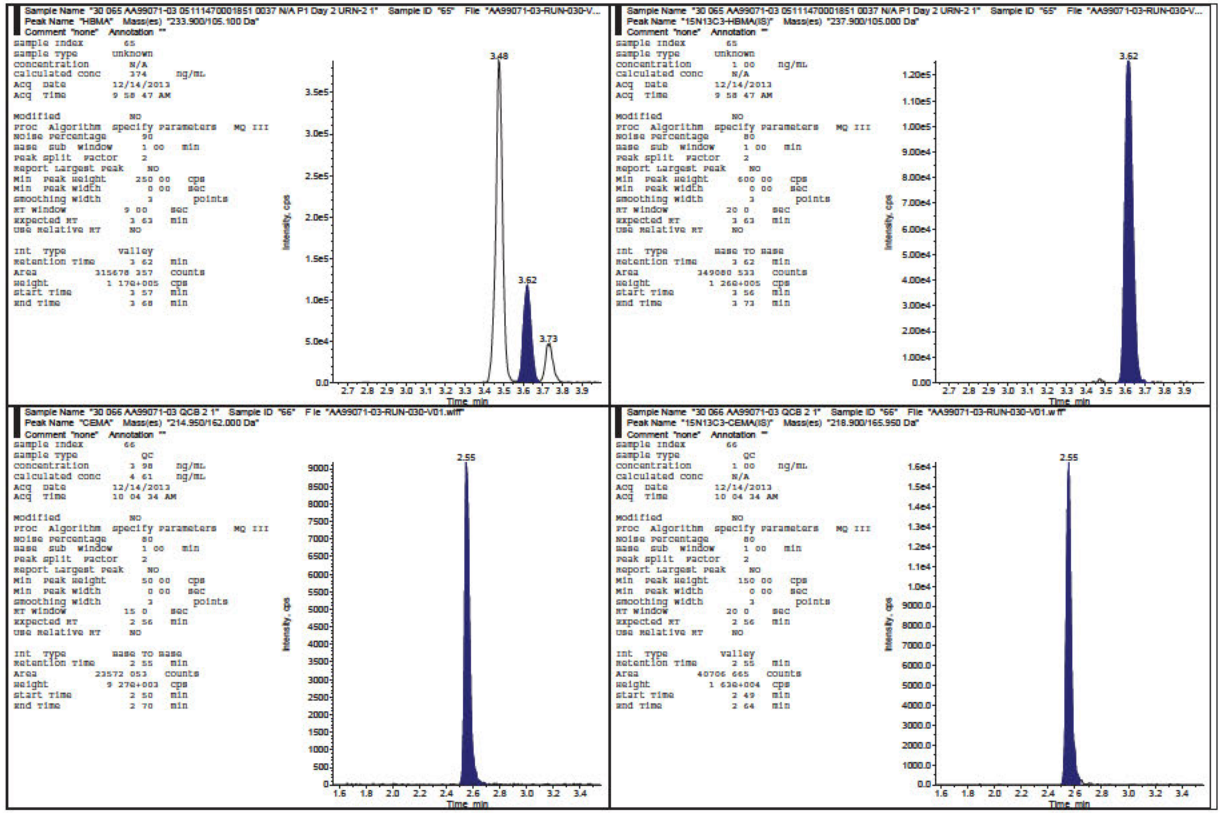

3-HPMA, HBMA, and CEMA in Human Urine
Celerion Study AA99071-03

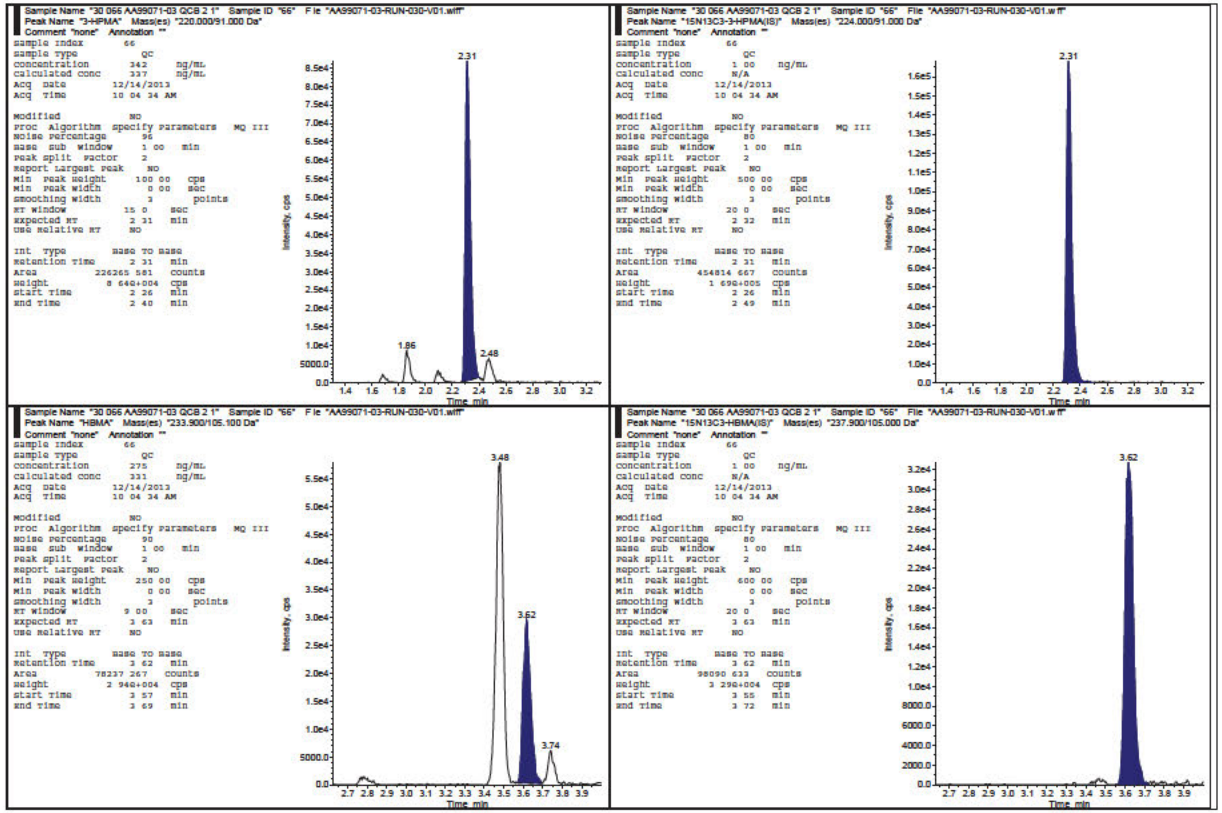

3-HPMA, HBMA, and CEMA in Human Urine
Celerion Study AA99071-03

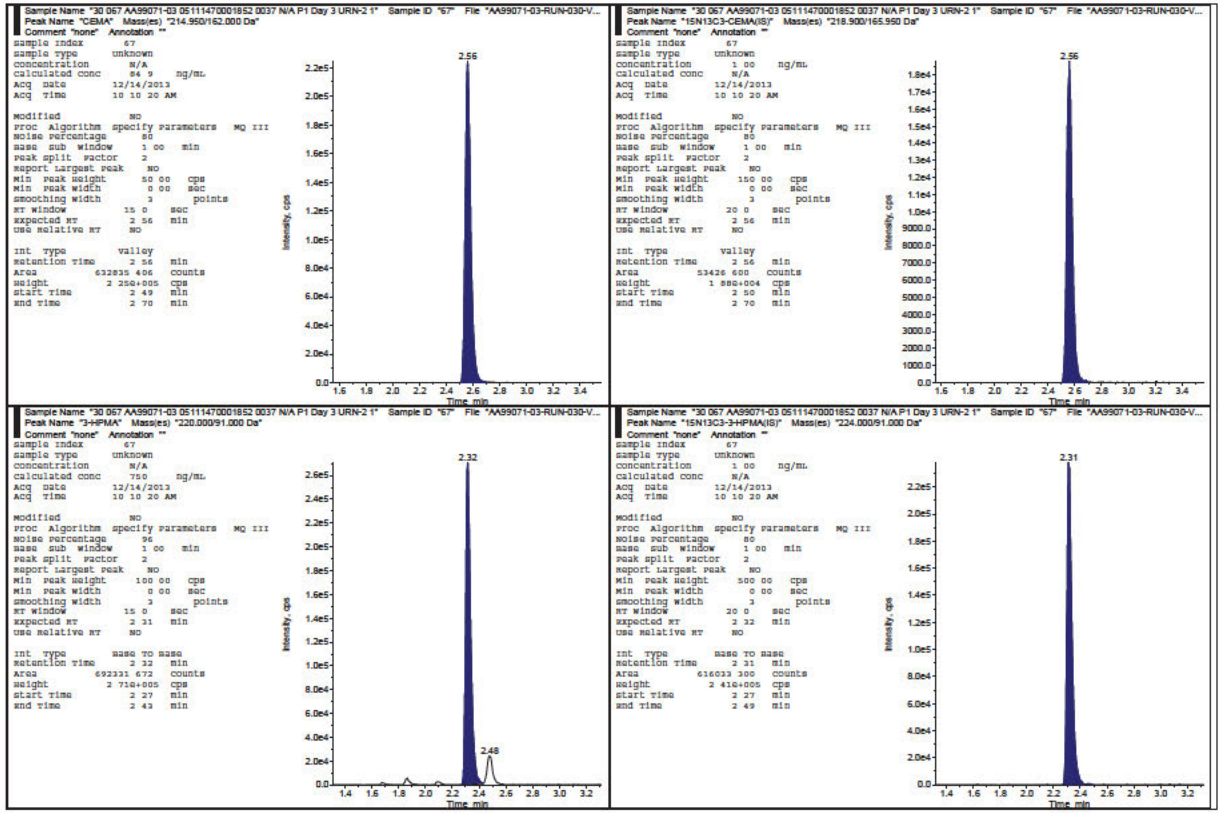

3-HPMA, HBMA, and CEMA in Human Urine
Celerion Study AA99071-03

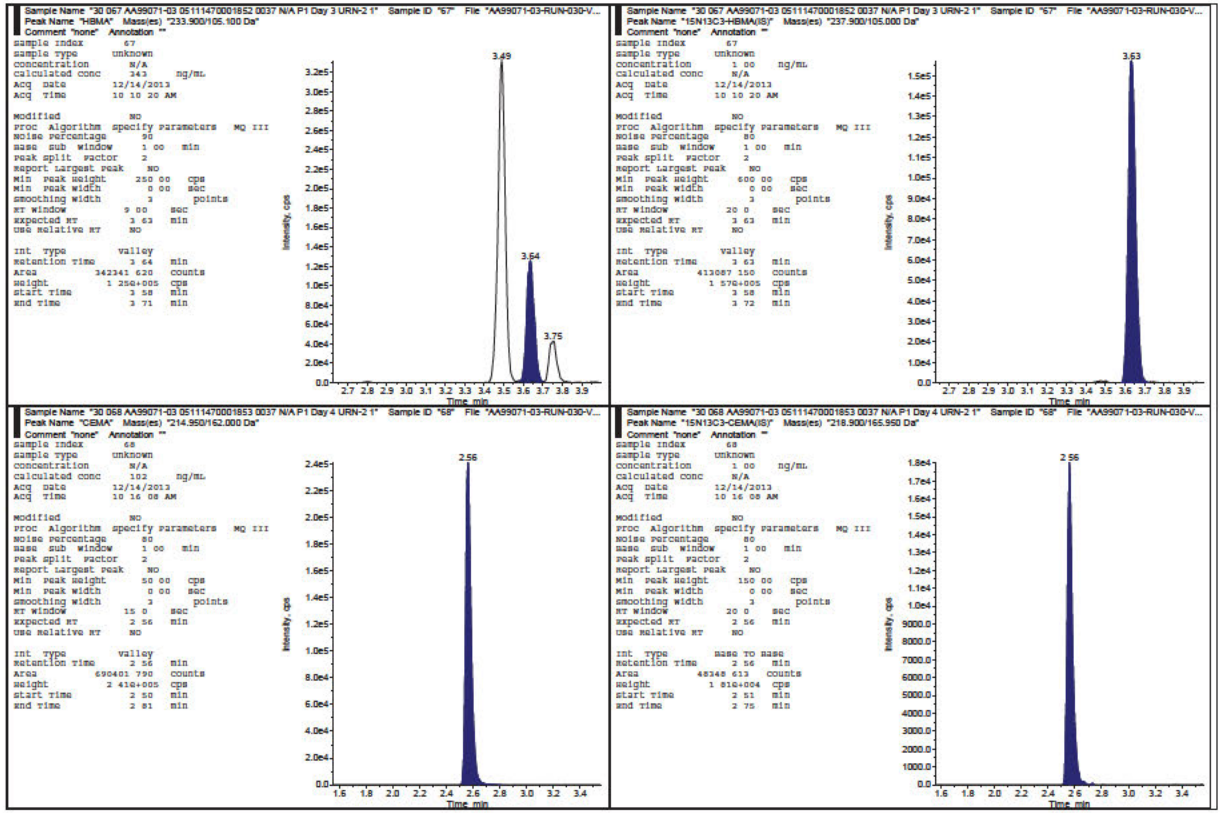

3-HPMA, HBMA, and CEMA in Human Urine
Celerion Study AA99071-03

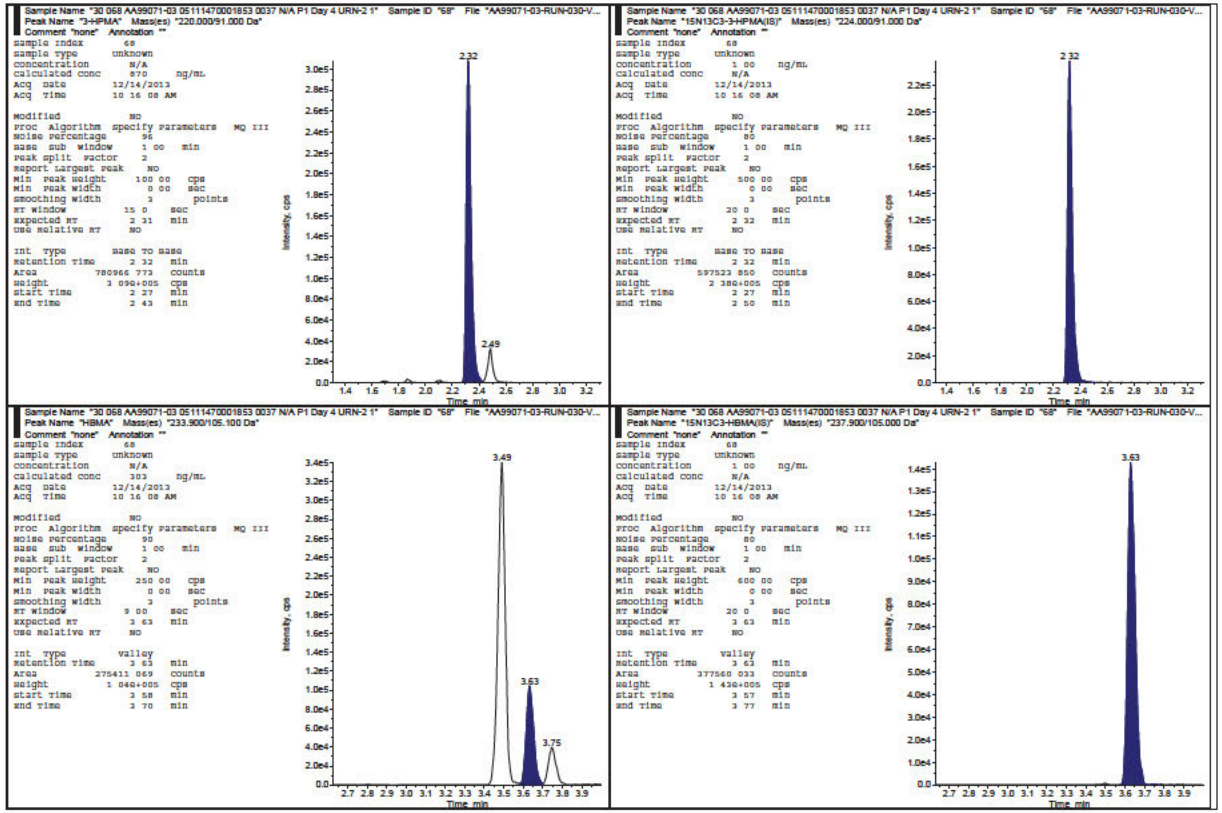

3-HPMA, HBMA, and CEMA in Human Urine
Celerion Study AA99071-03

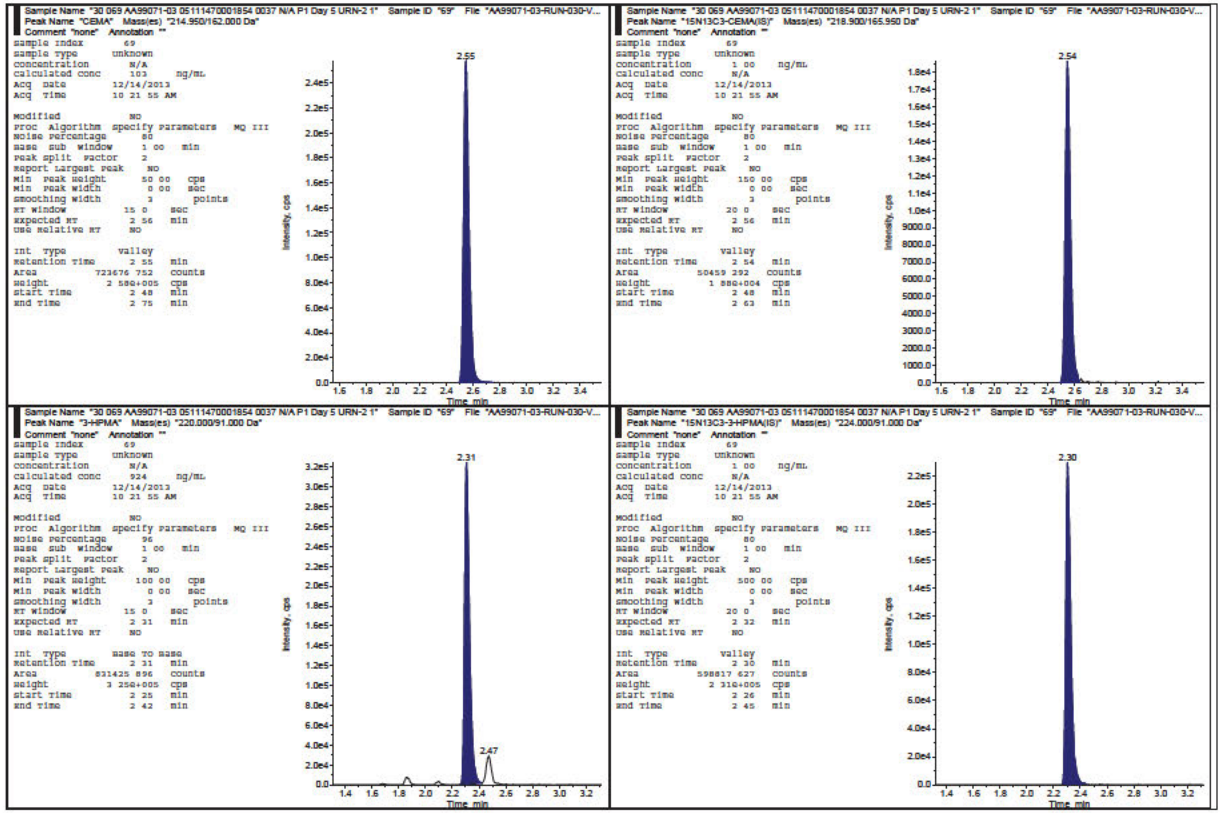

3-HPMA, HBMA, and CEMA in Human Urine
Celerion Study AA99071-03

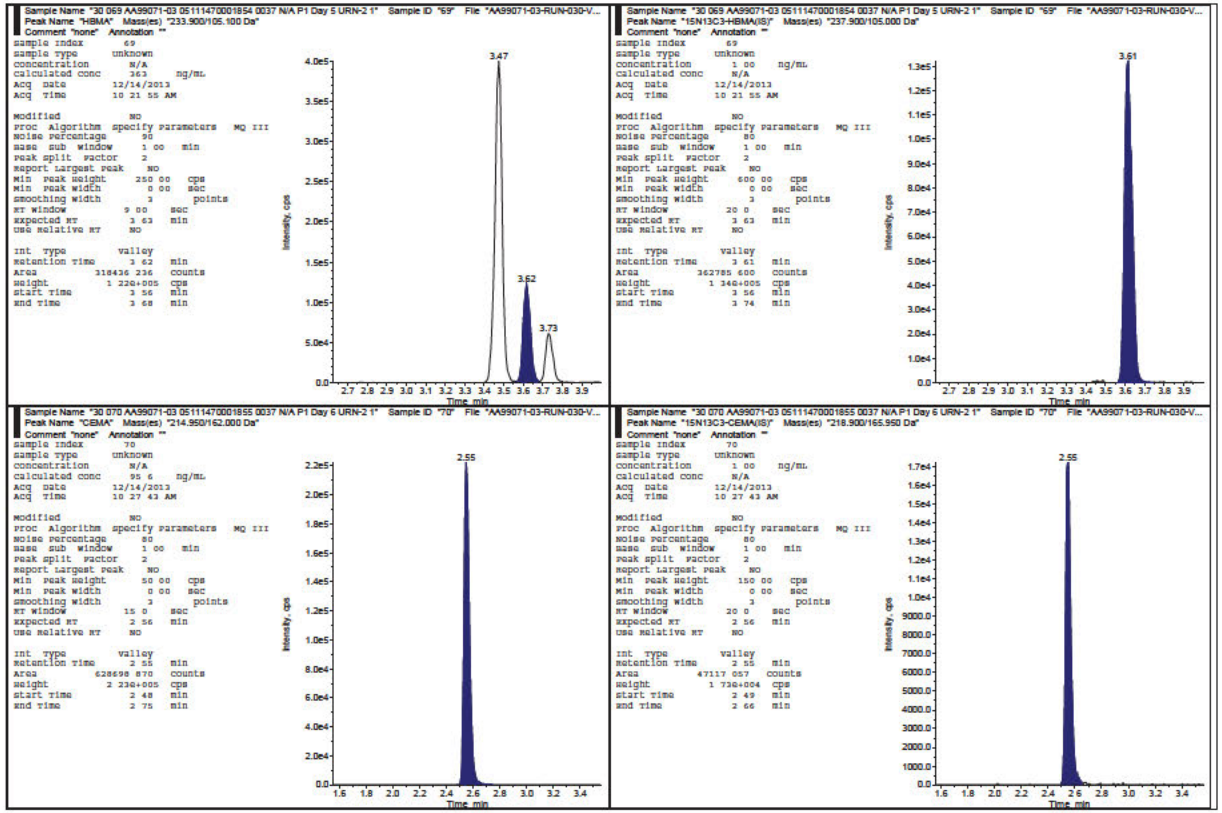

3-HPMA, HBMA, and CEMA in Human Urine
Celerion Study AA99071-03

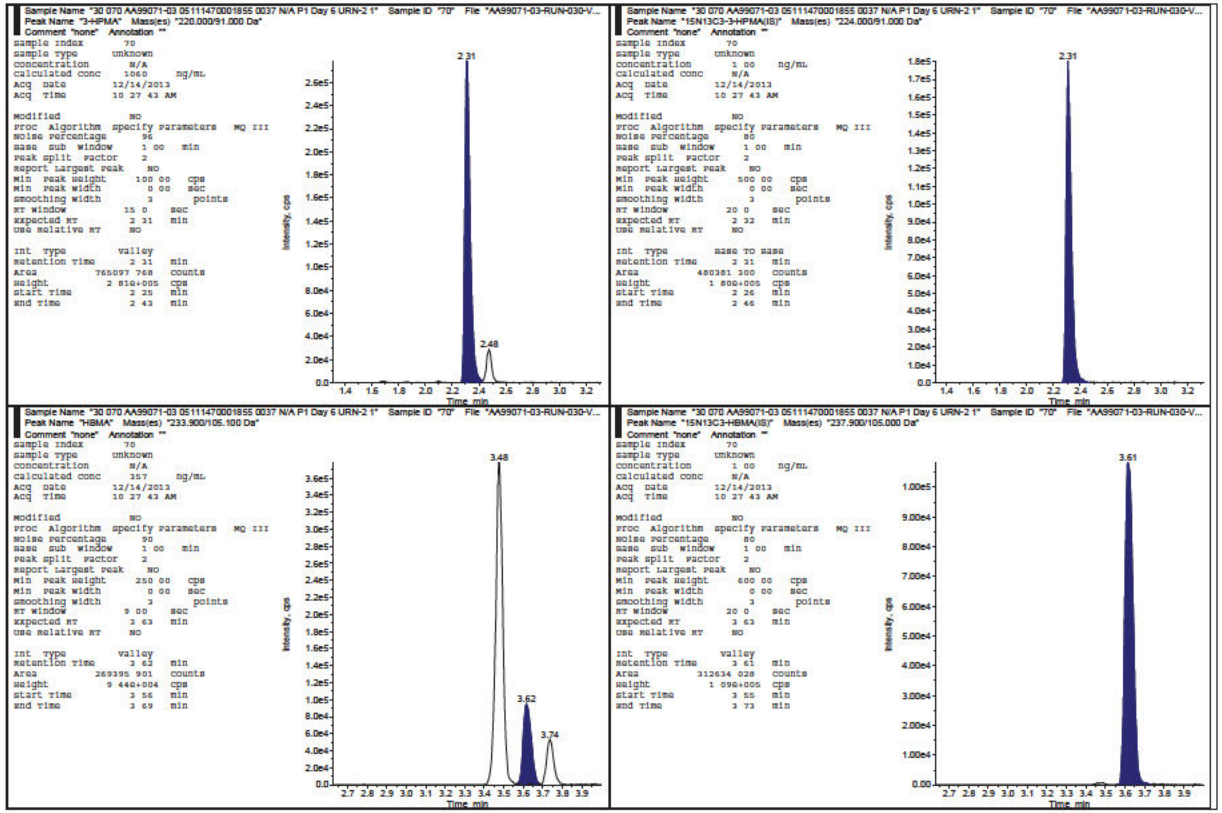

3-HPMA, HBMA, and CEMA in Human Urine
Celerion Study AA99071-03

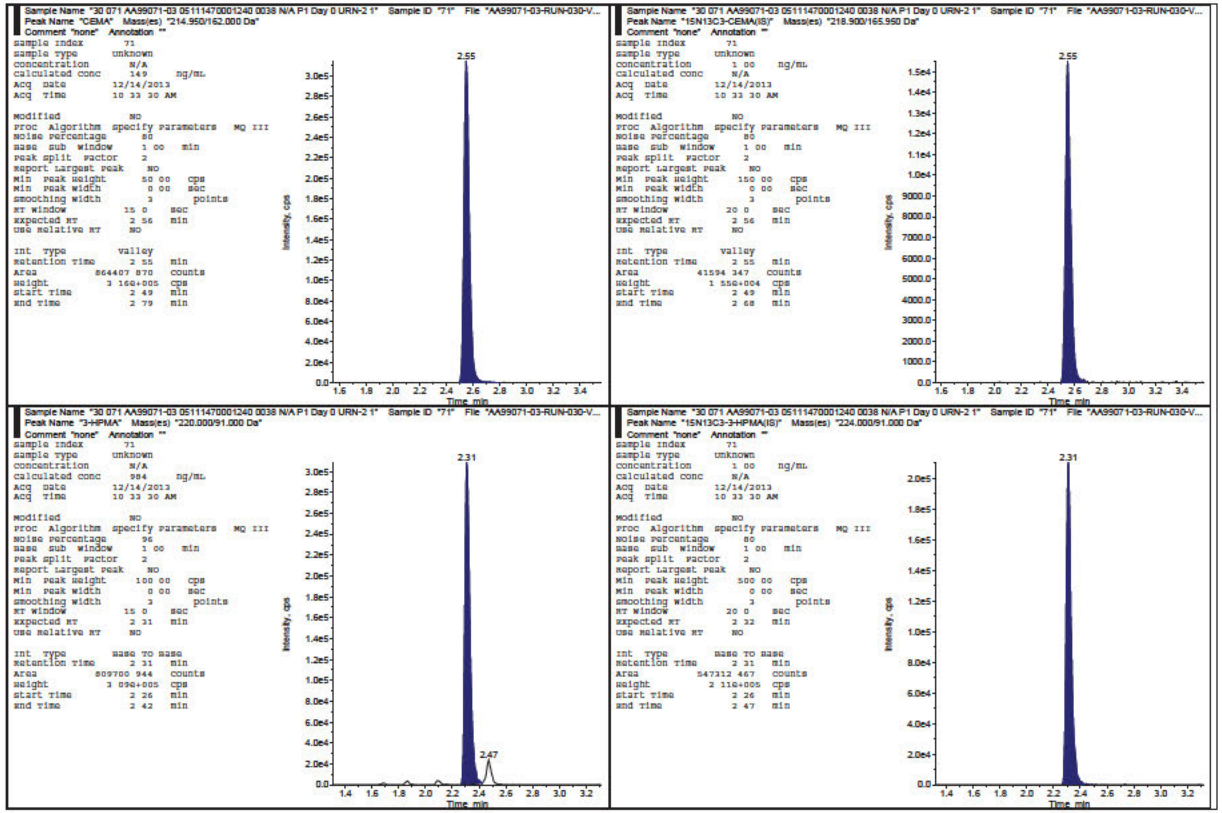

3-HPMA, HBMA, and CEMA in Human Urine
Celerion Study AA99071-03

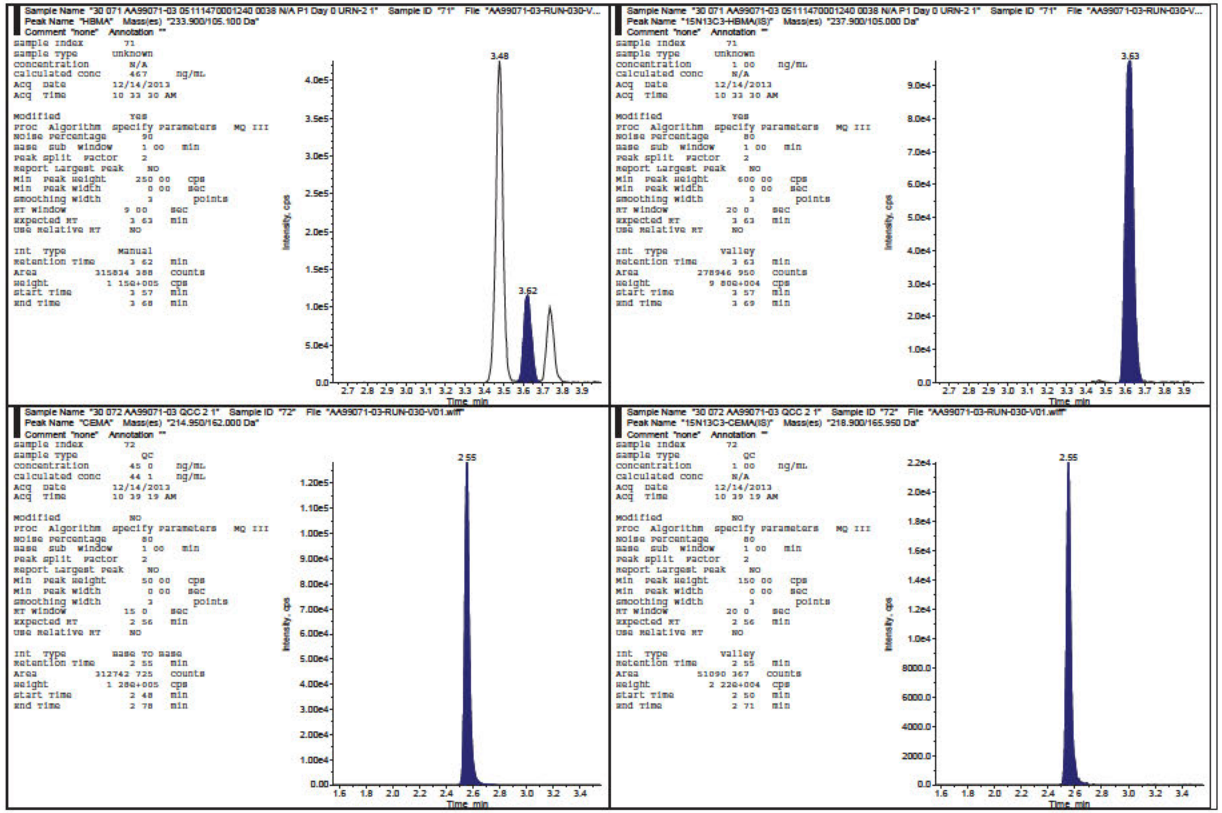

3-HPMA, HBMA, and CEMA in Human Urine
Celerion Study AA99071-03

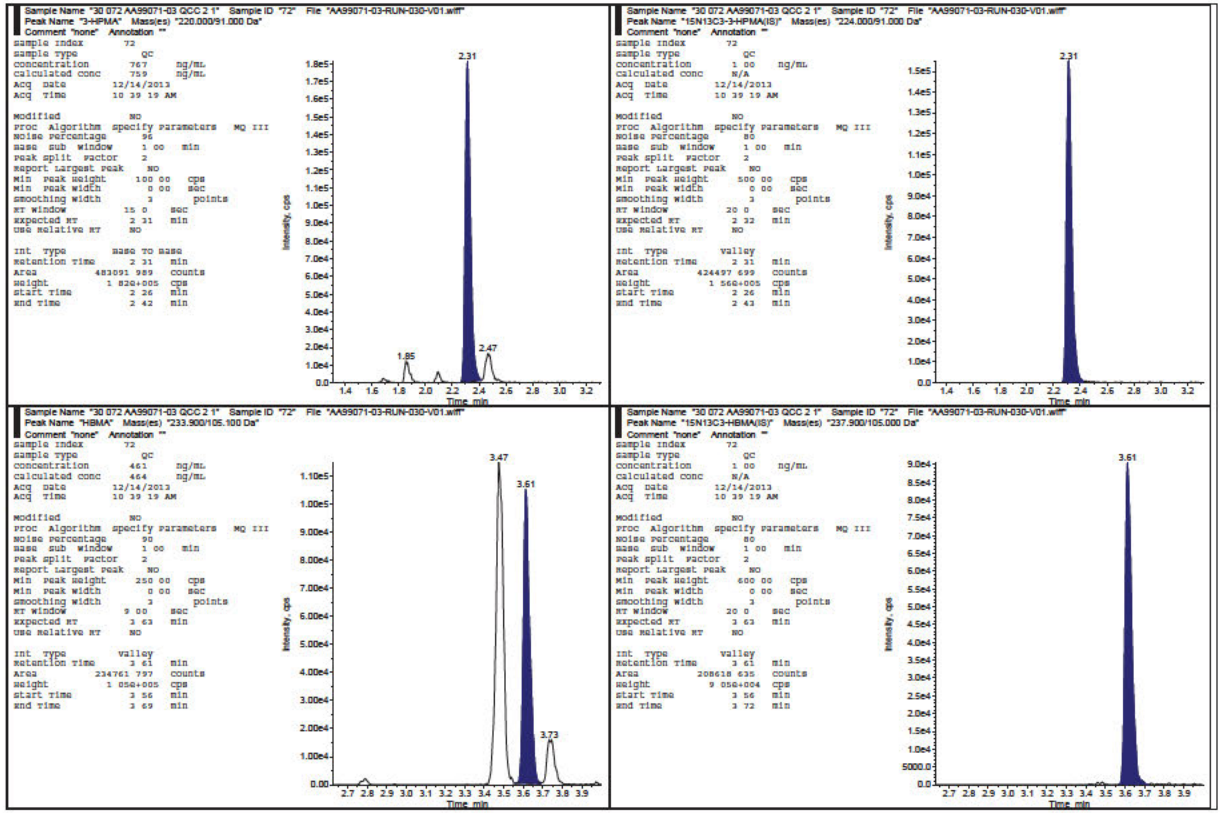

3-HPMA, HBMA, and CEMA in Human Urine
Celerion Study AA99071-03

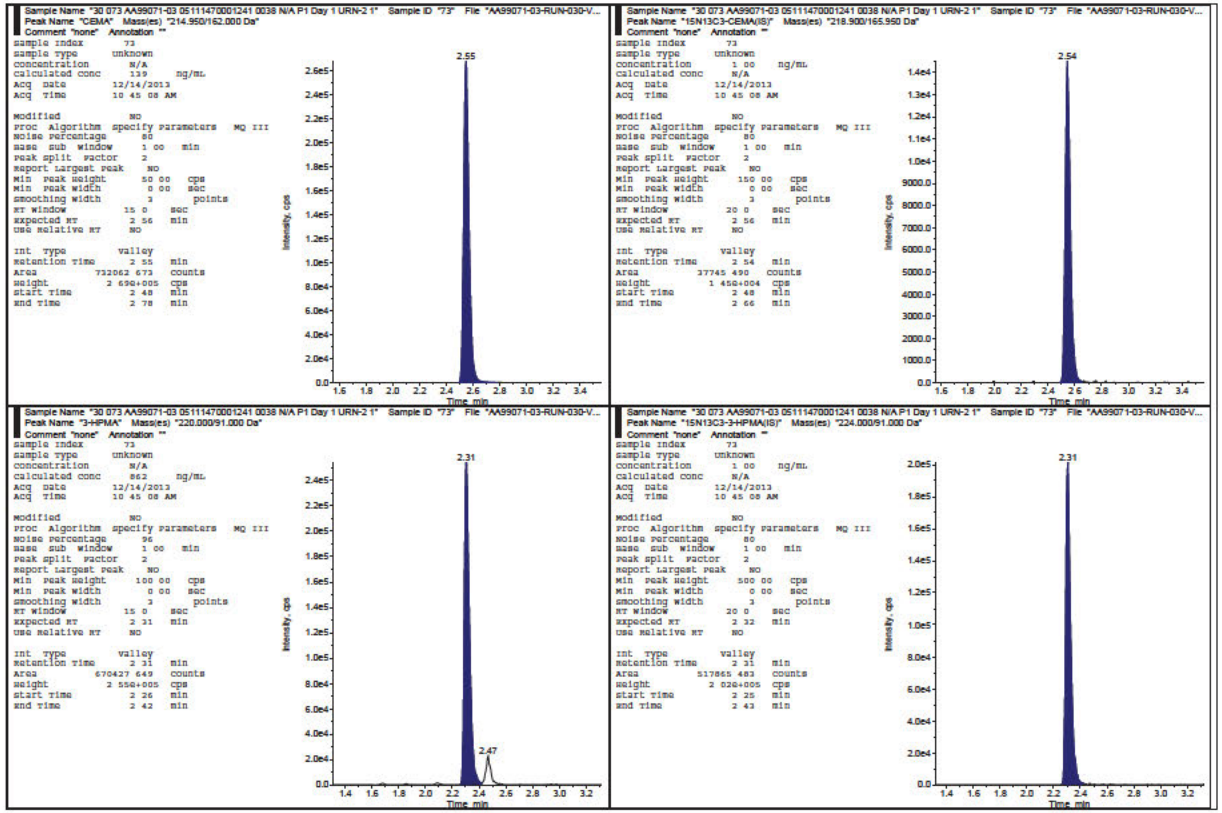

3-HPMA, HBMA, and CEMA in Human Urine
Celerion Study AA99071-03

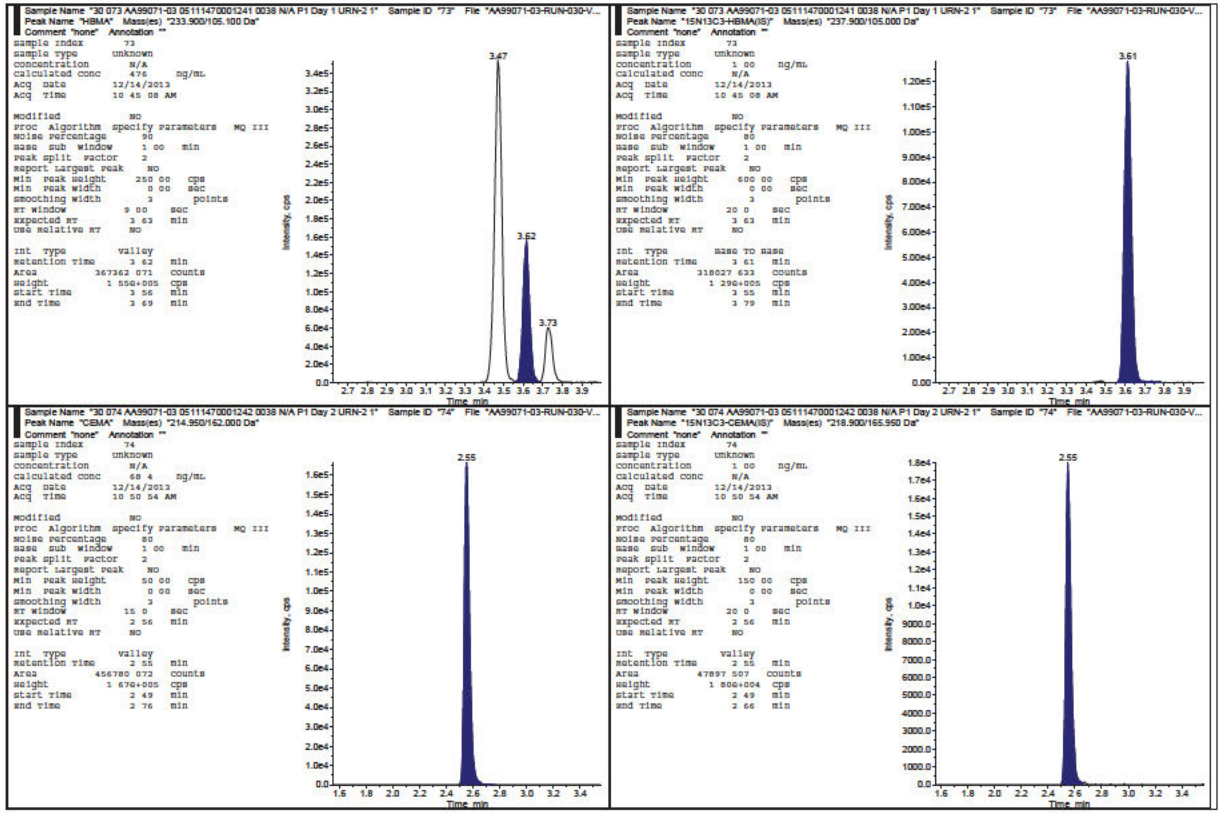

3-HPMA, HBMA, and CEMA in Human Urine
Celerion Study AA99071-03

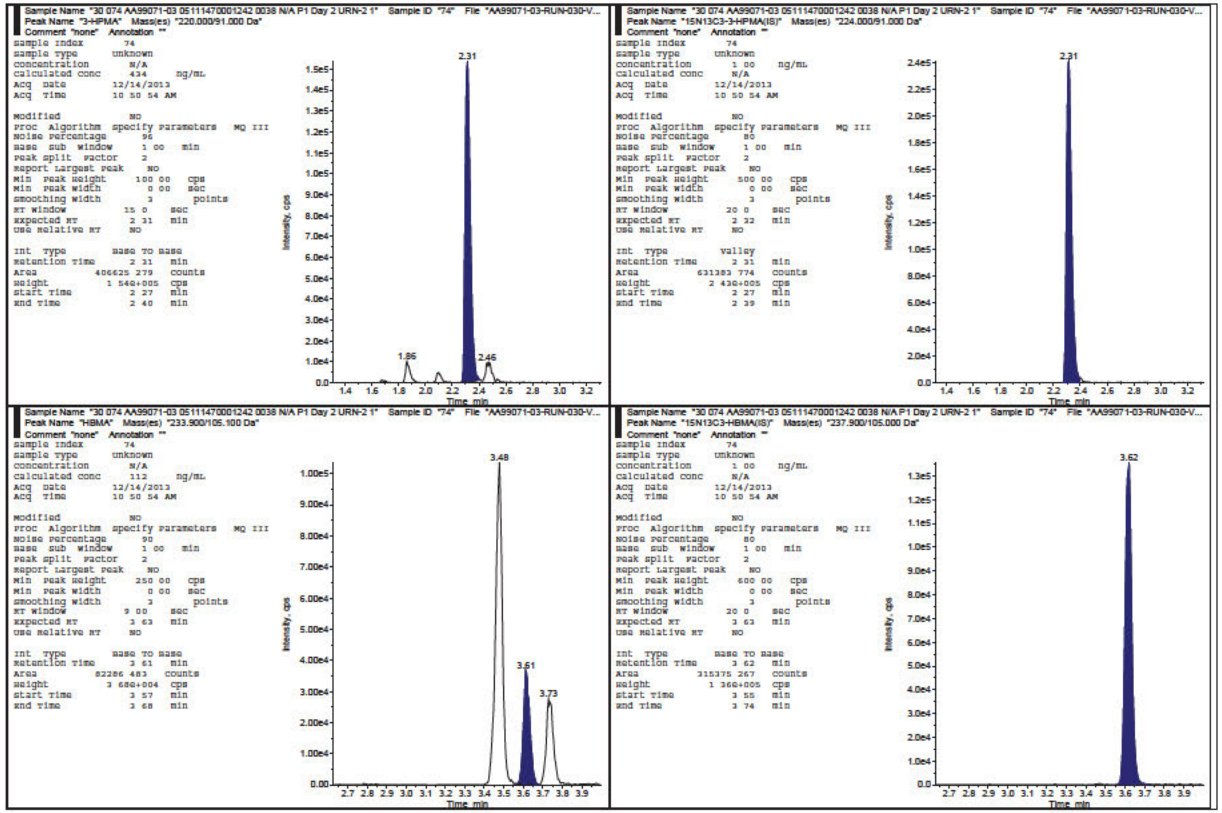

3-HPMA, HBMA, and CEMA in Human Urine
Celerion Study AA99071-03

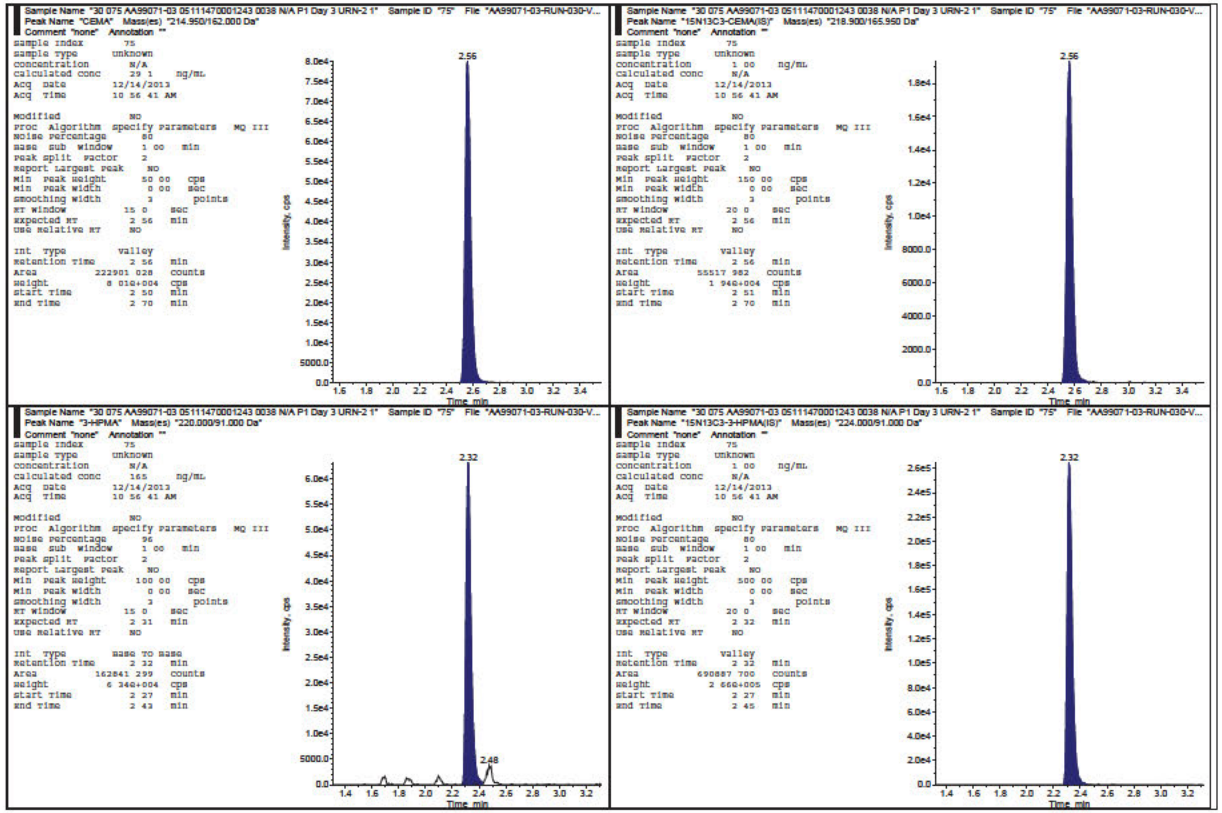

3-HPMA, HBMA, and CEMA in Human Urine
Celerion Study AA99071-03

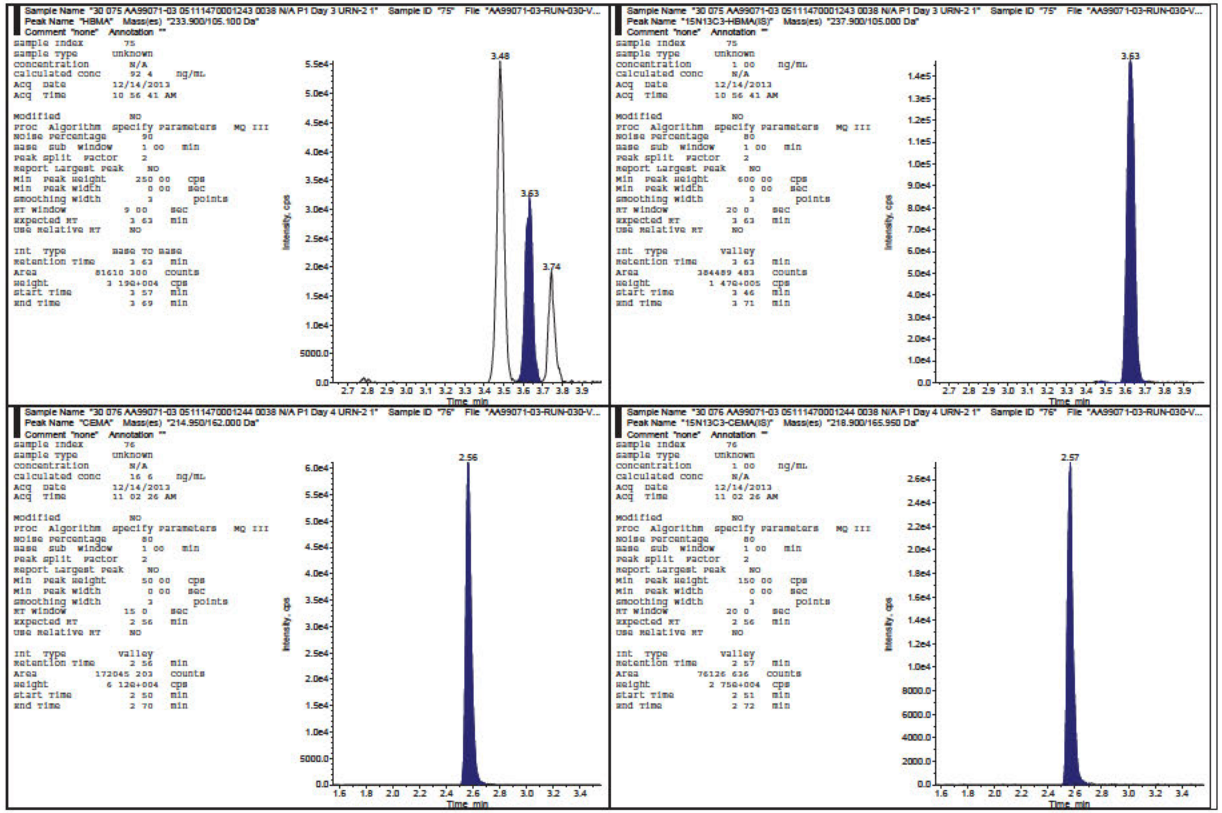

3-HPMA, HBMA, and CEMA in Human Urine
Celerion Study AA99071-03

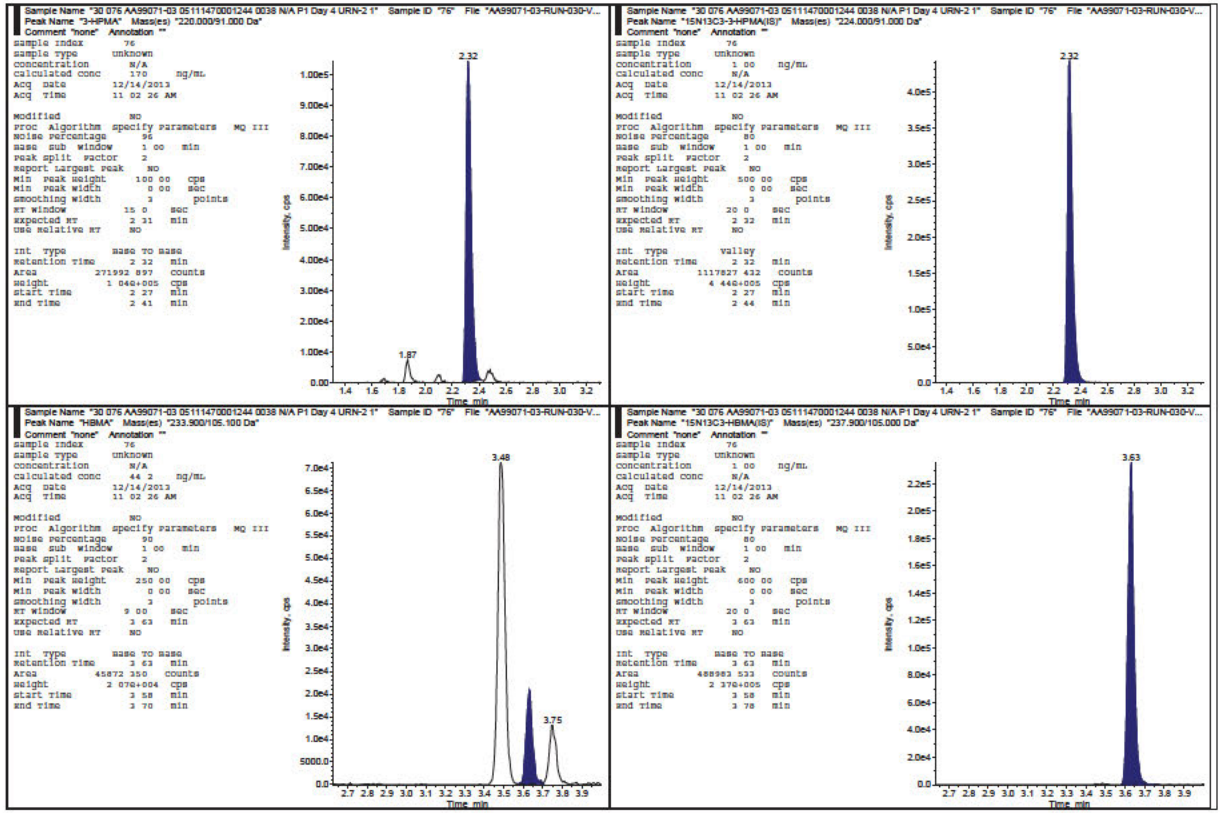

3-HPMA, HBMA, and CEMA in Human Urine
Celerion Study AA99071-03

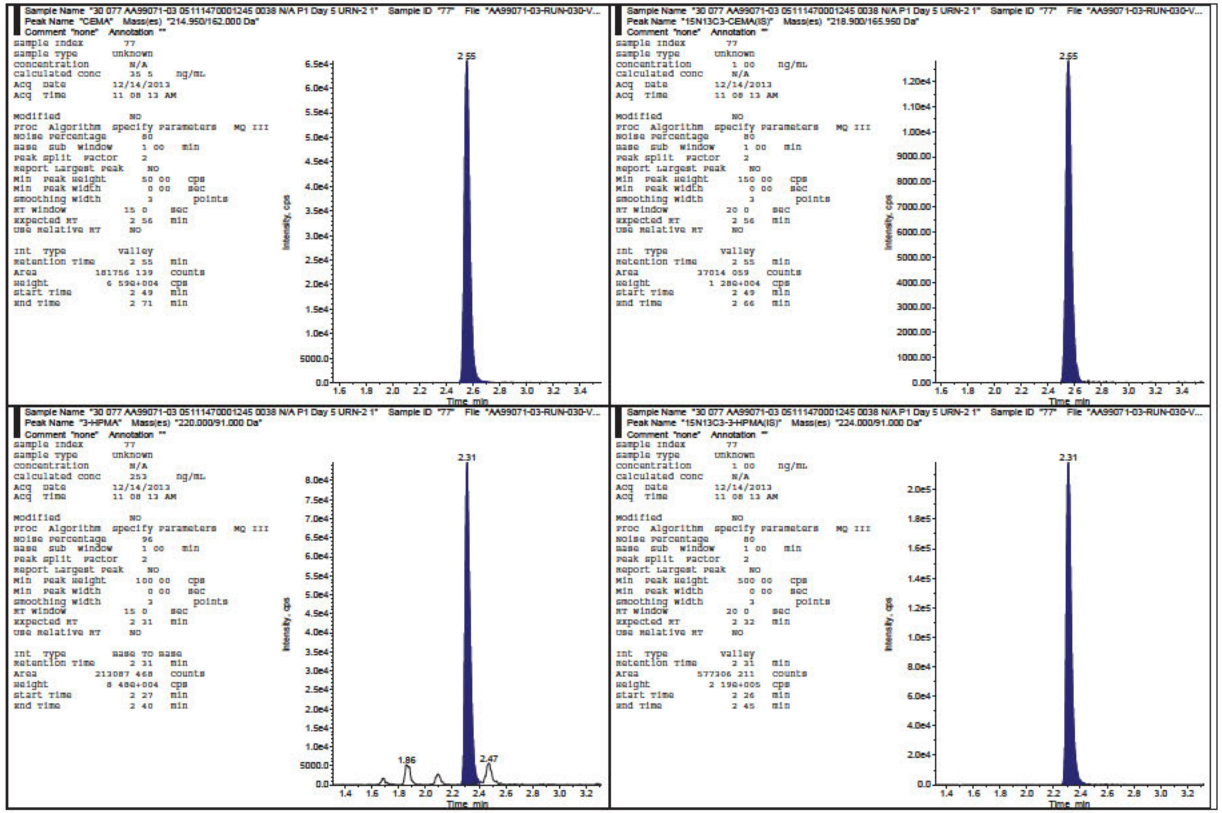

3-HPMA, HBMA, and CEMA in Human Urine
Celerion Study AA99071-03

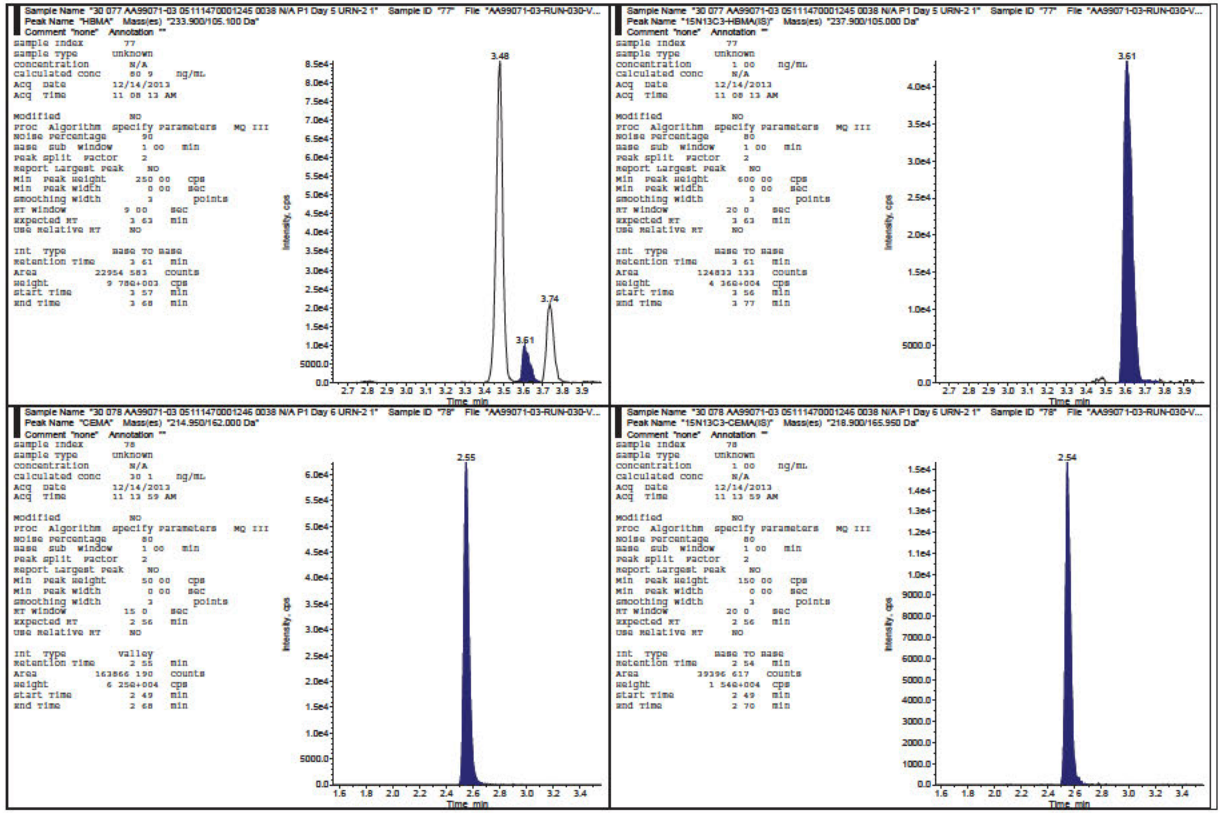

3-HPMA, HBMA, and CEMA in Human Urine
Celerion Study AA99071-03

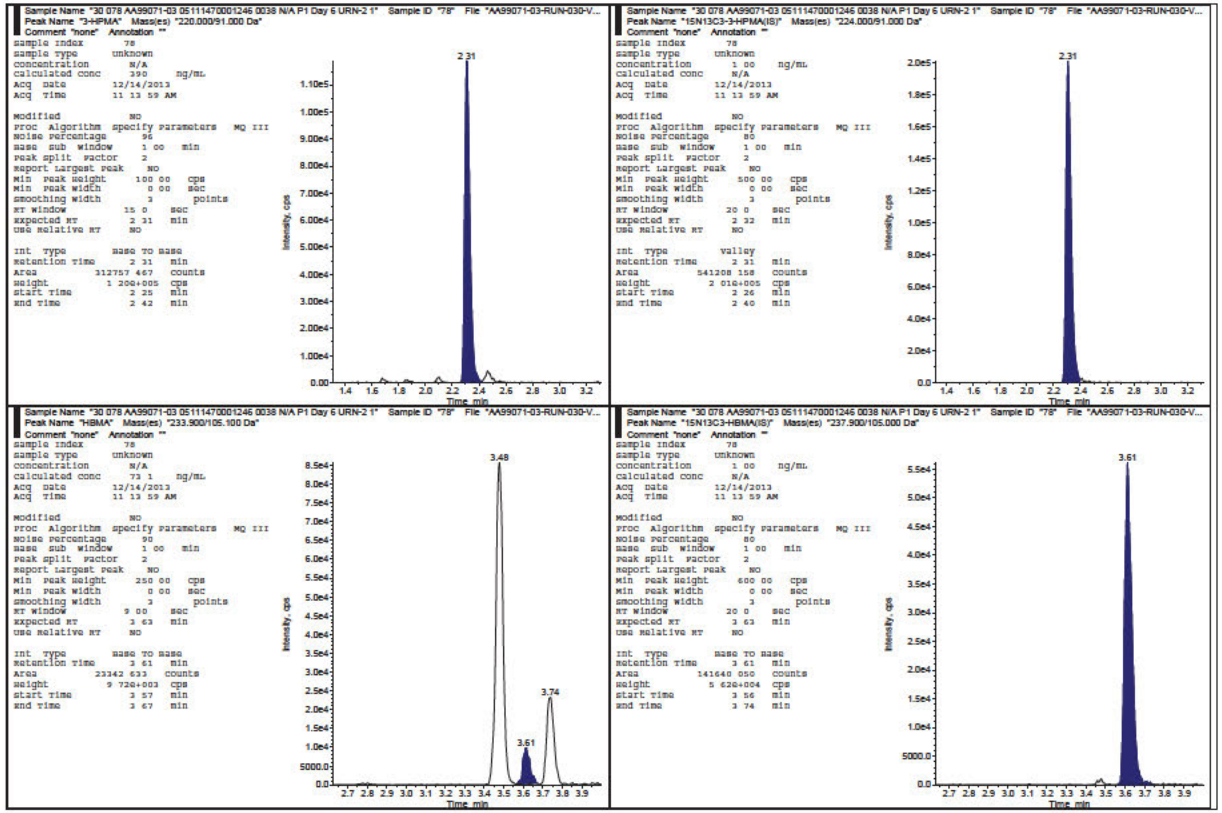

3-HPMA, HBMA, and CEMA in Human Urine
Celerion Study AA99071-03

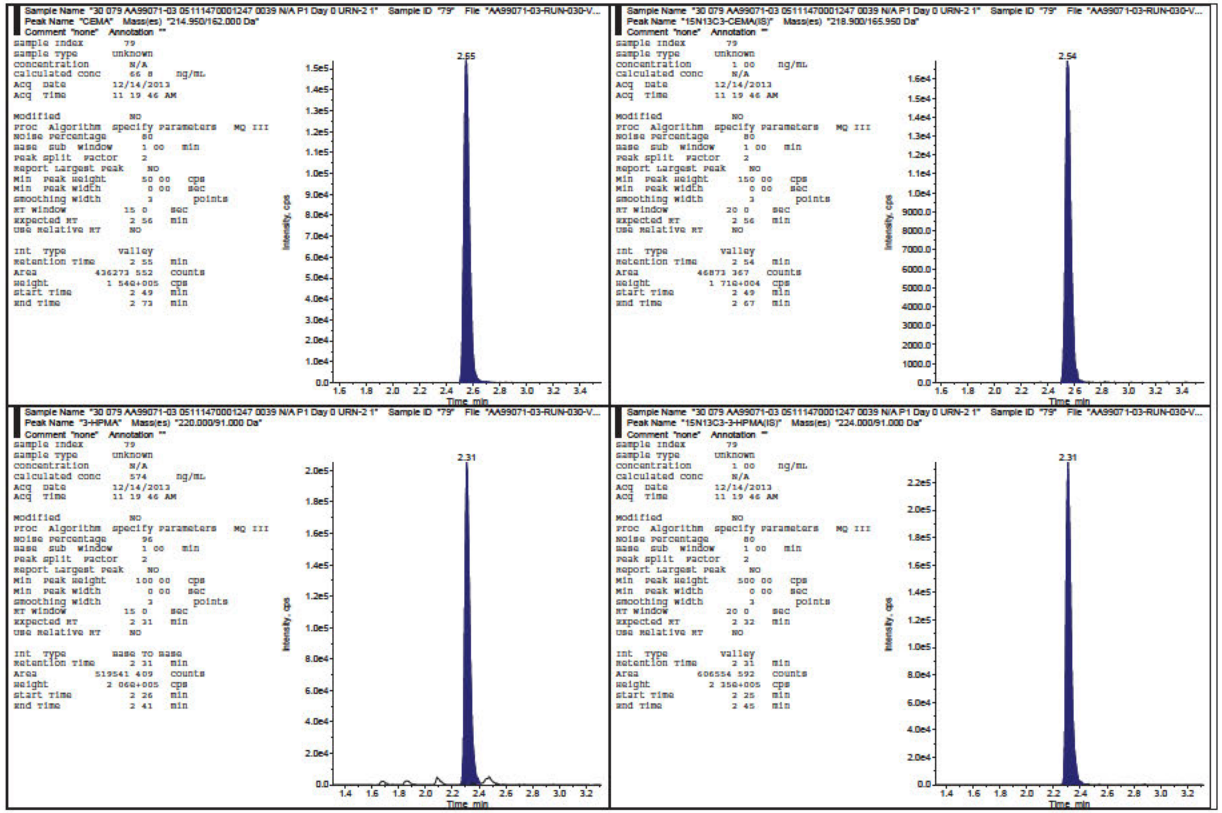

3-HPMA, HBMA, and CEMA in Human Urine
Celerion Study AA99071-03

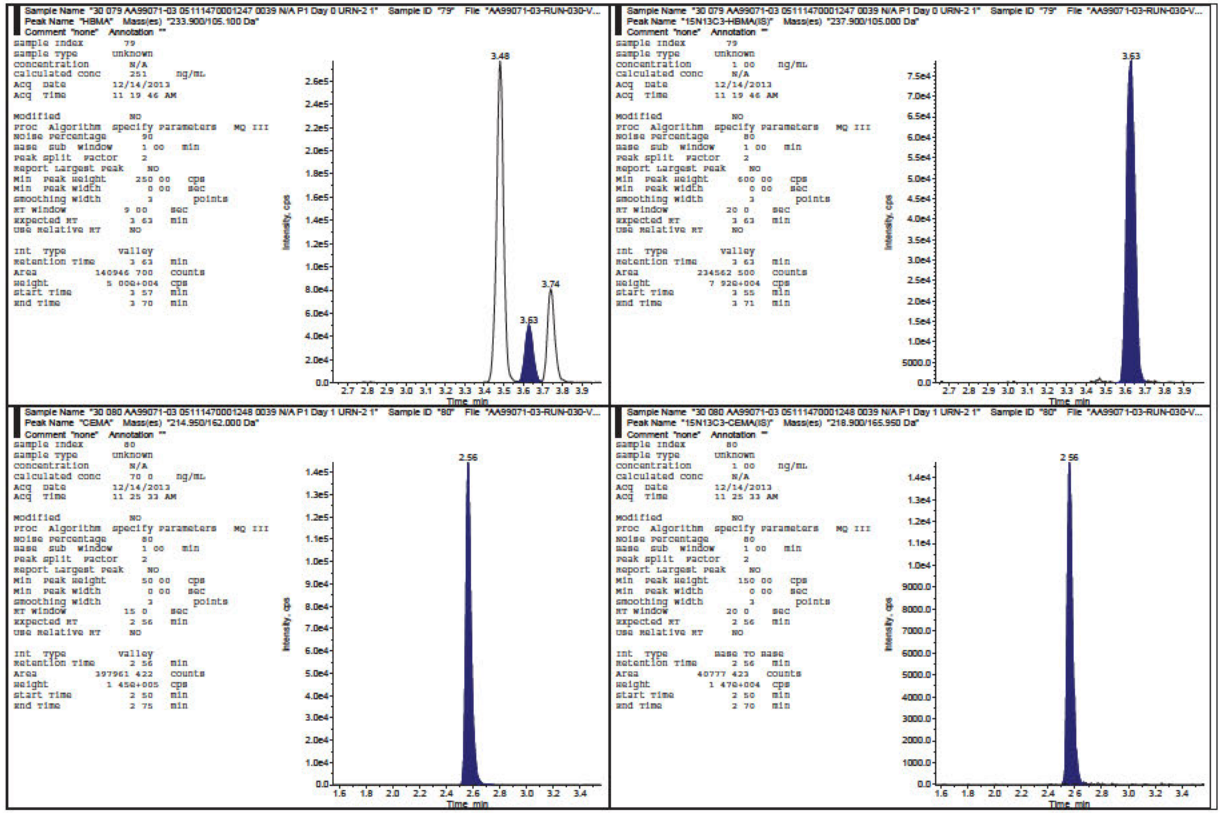

3-HPMA, HBMA, and CEMA in Human Urine
Celerion Study AA99071-03

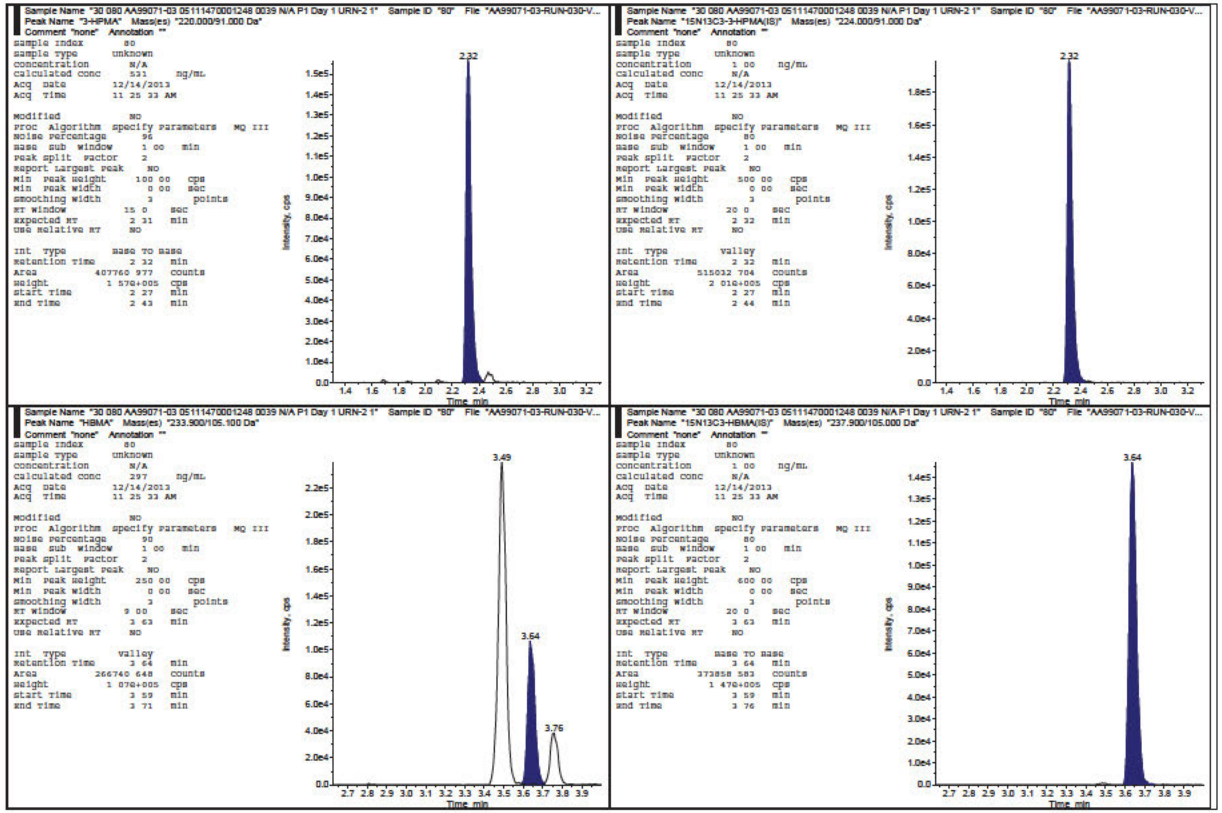

3-HPMA, HBMA, and CEMA in Human Urine
Celerion Study AA99071-03

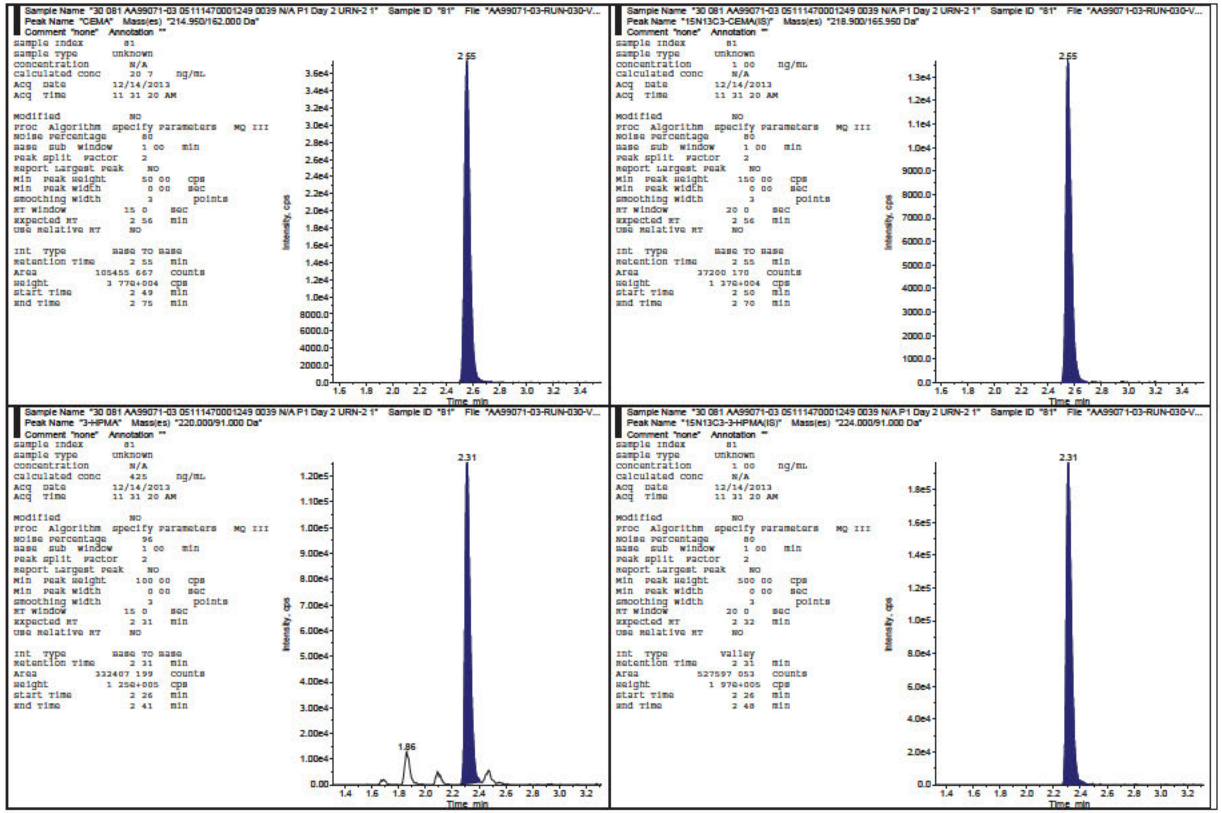

3-HPMA, HBMA, and CEMA in Human Urine
Celerion Study AA99071-03

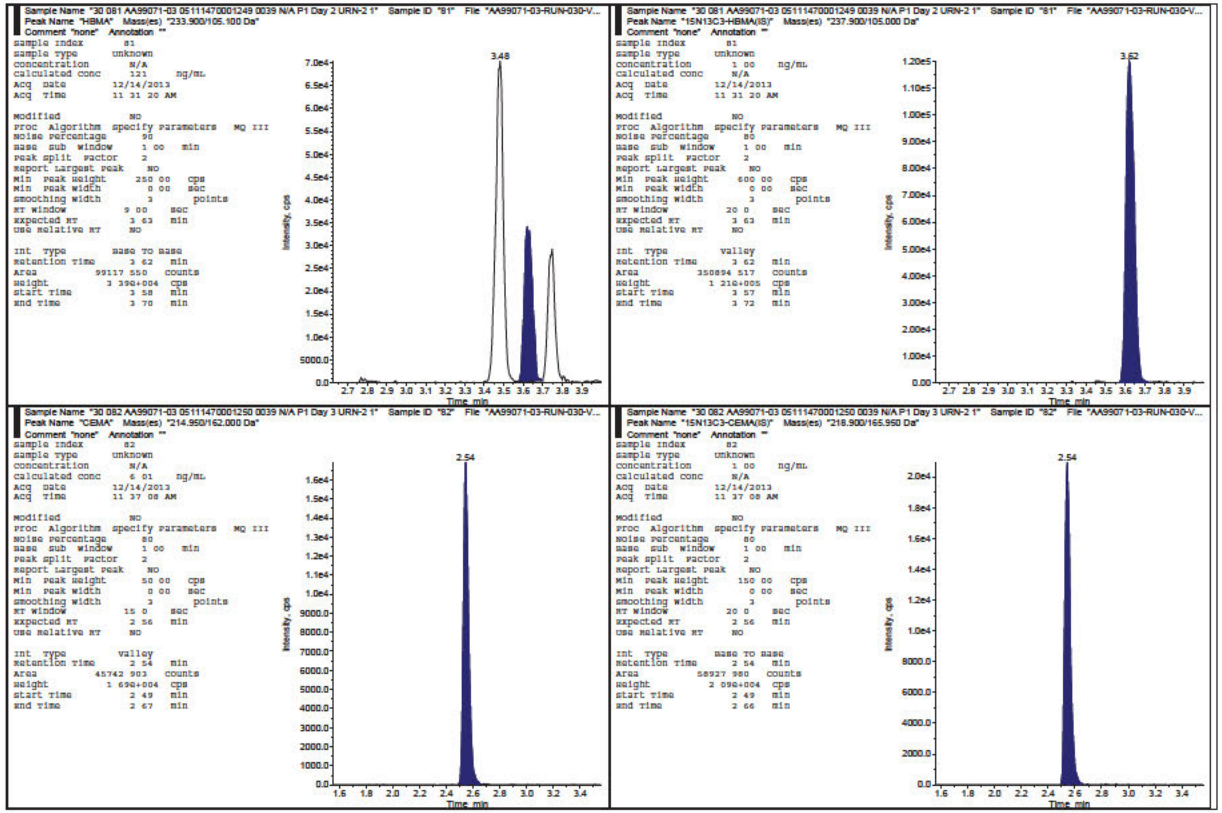

3-HPMA, HBMA, and CEMA in Human Urine
Celerion Study AA99071-03

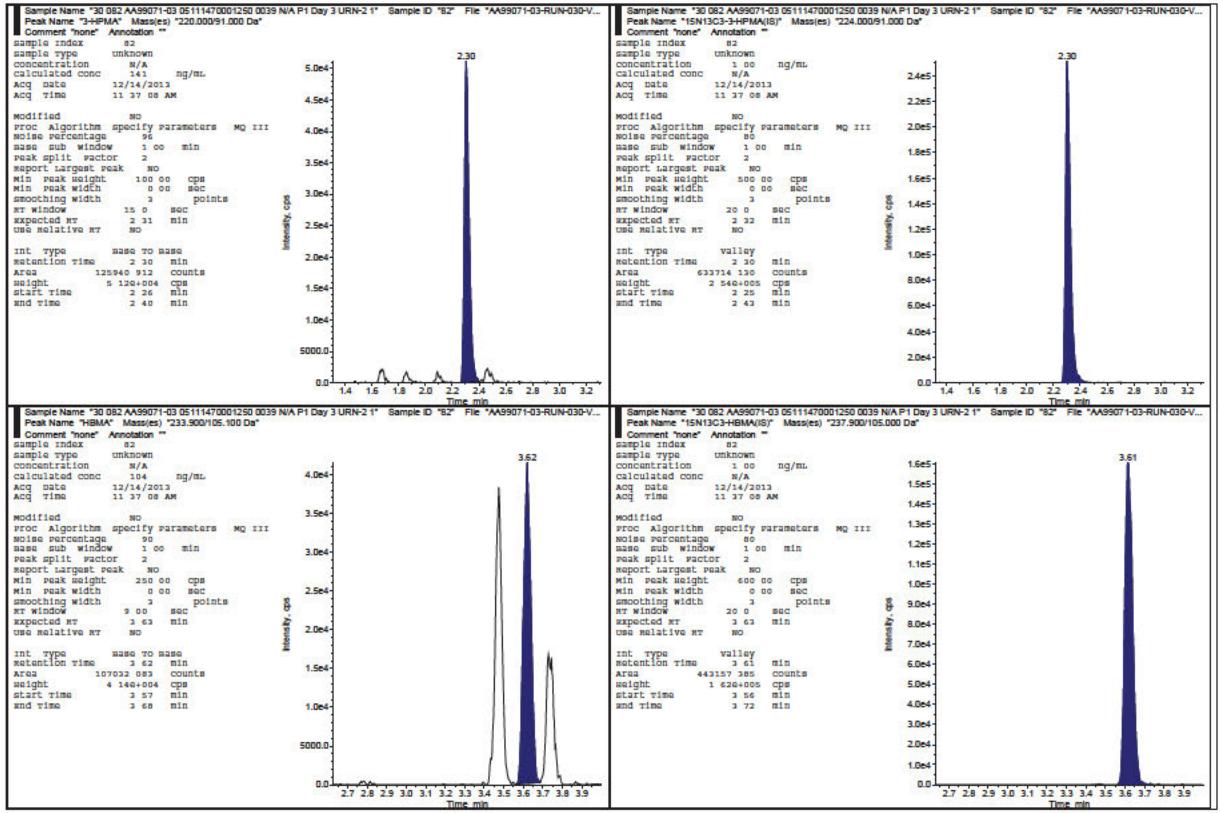

3-HPMA, HBMA, and CEMA in Human Urine
Celerion Study AA99071-03

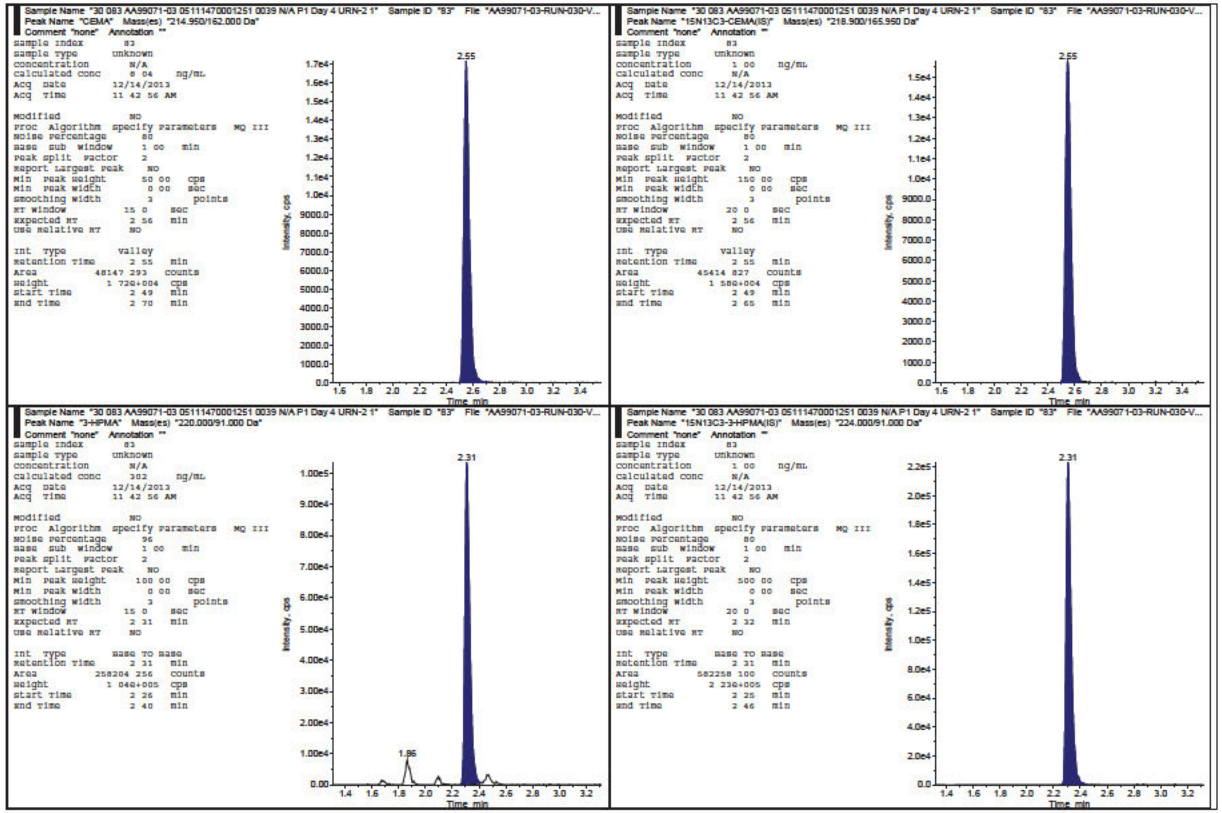

3-HPMA, HBMA, and CEMA in Human Urine
Celerion Study AA99071-03

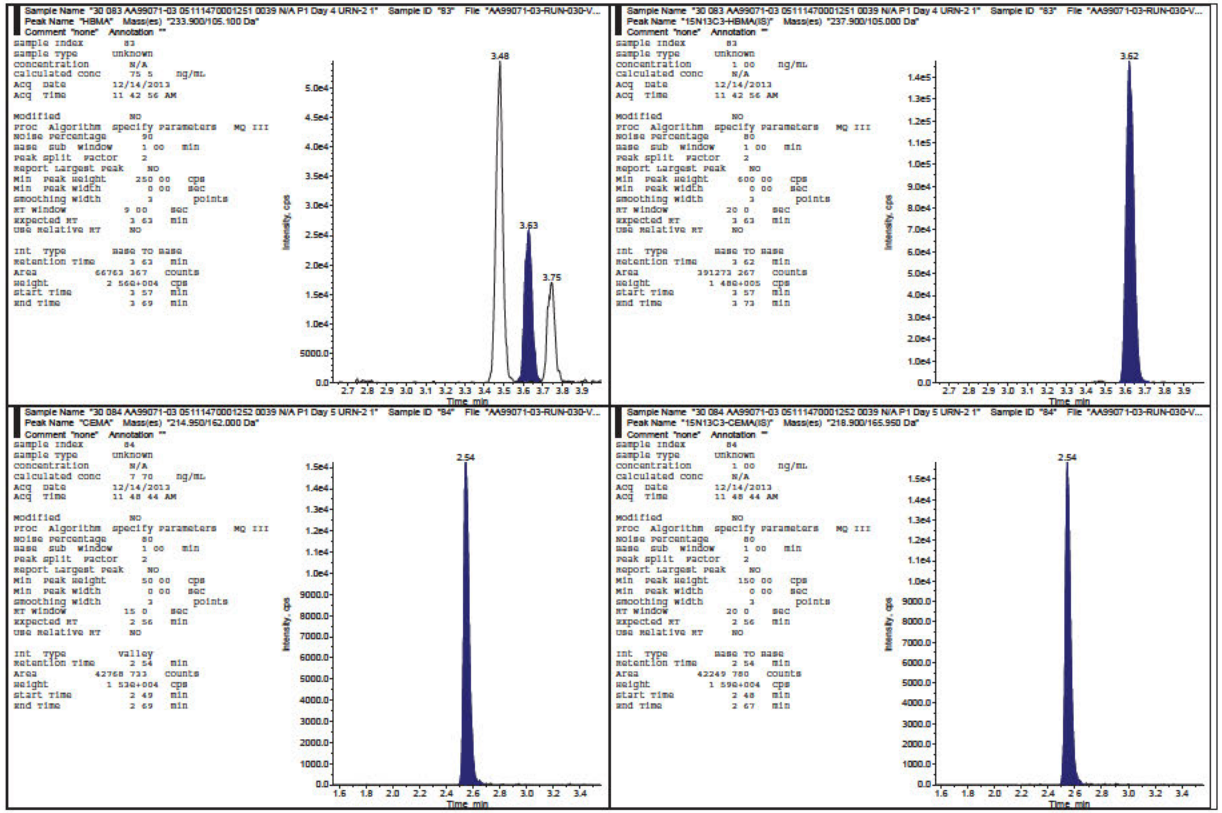

3-HPMA, HBMA, and CEMA in Human Urine
Celerion Study AA99071-03

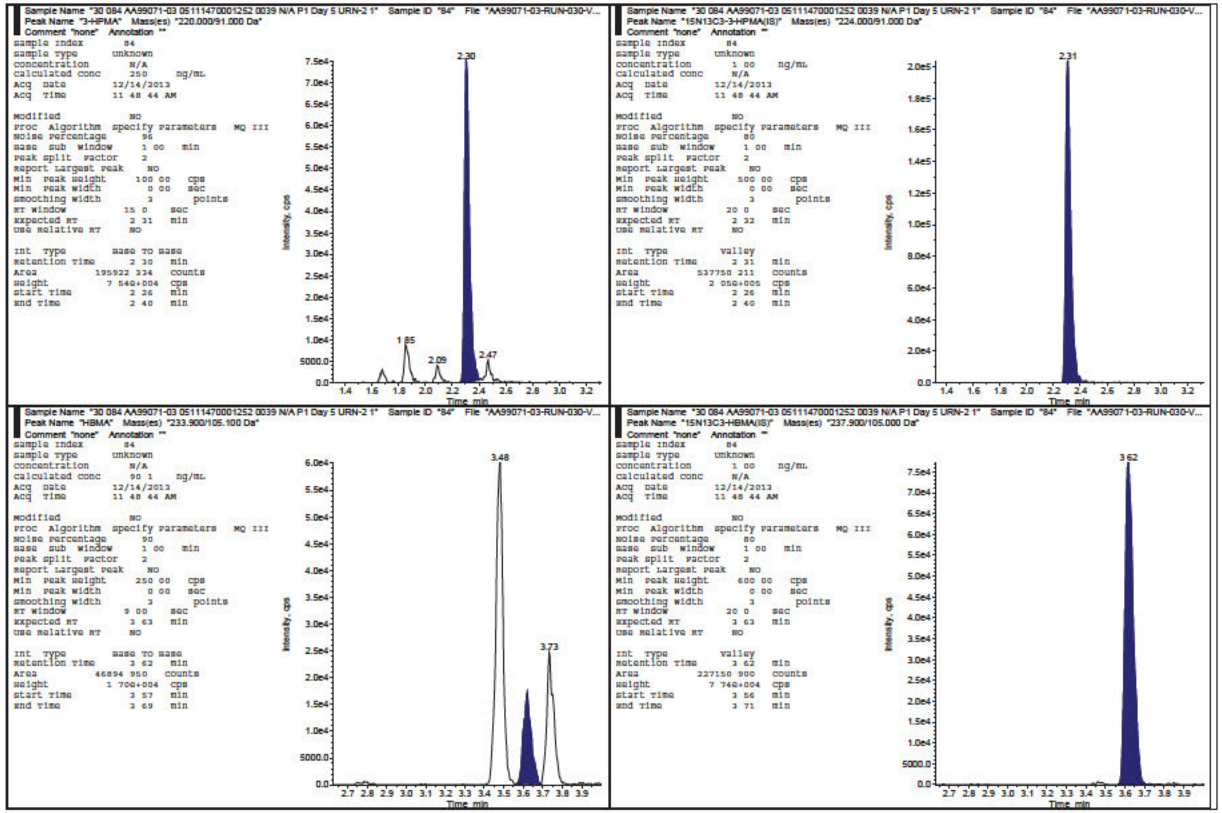

3-HPMA, HBMA, and CEMA in Human Urine
Celerion Study AA99071-03

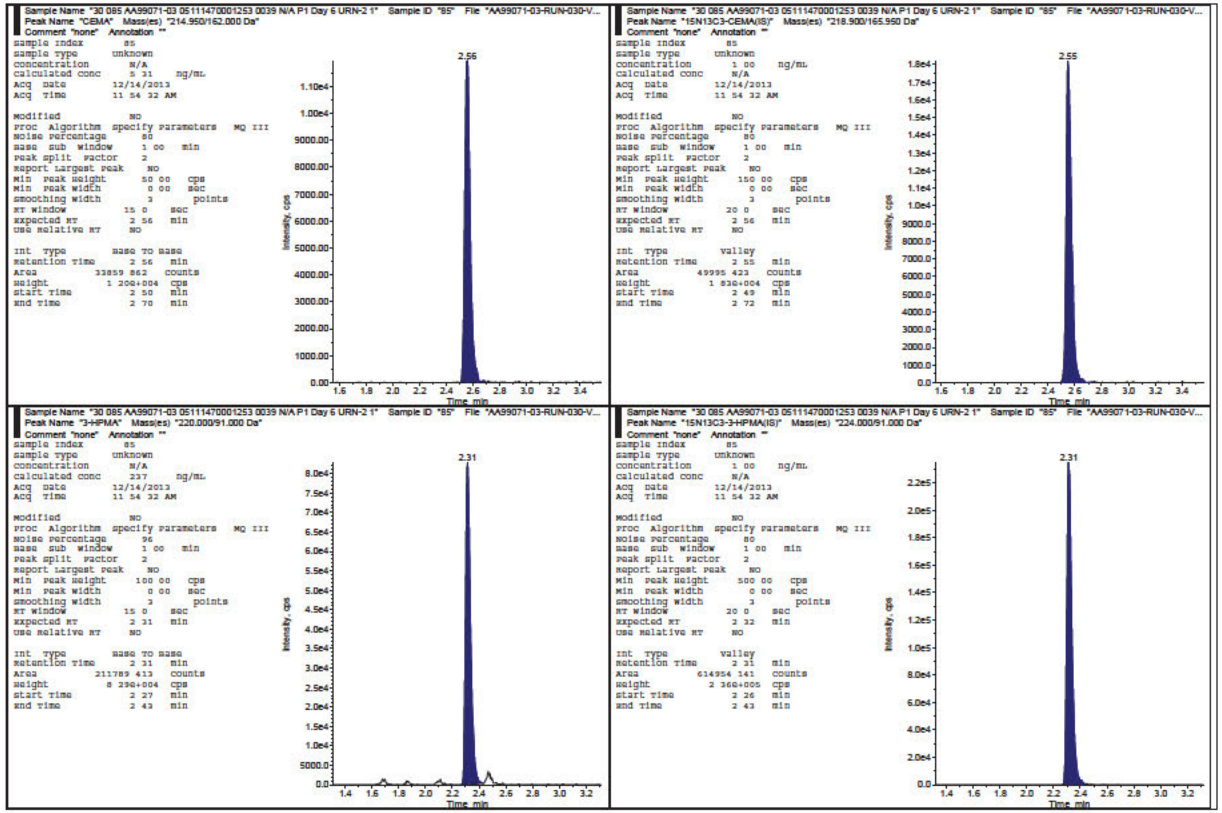

3-HPMA, HBMA, and CEMA in Human Urine
Celerion Study AA99071-03

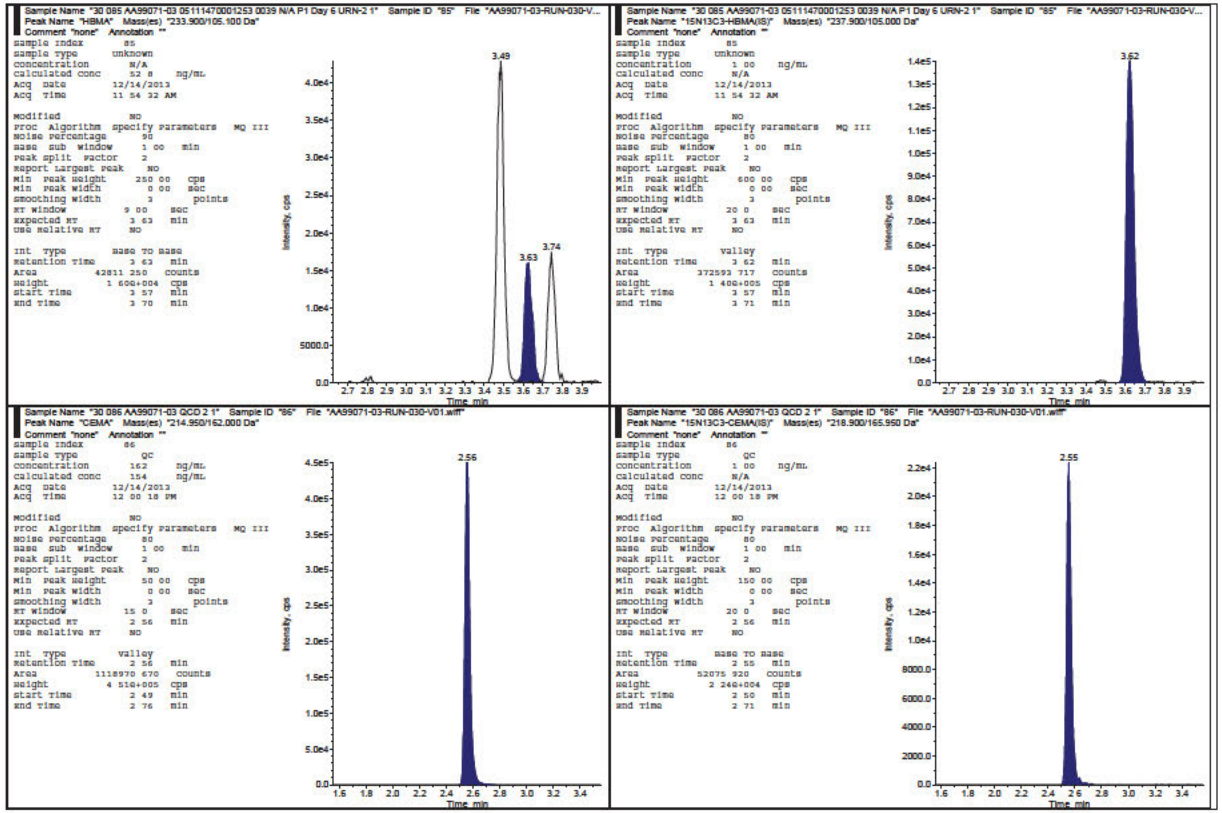

3-HPMA, HBMA, and CEMA in Human Urine
Celerion Study AA99071-03

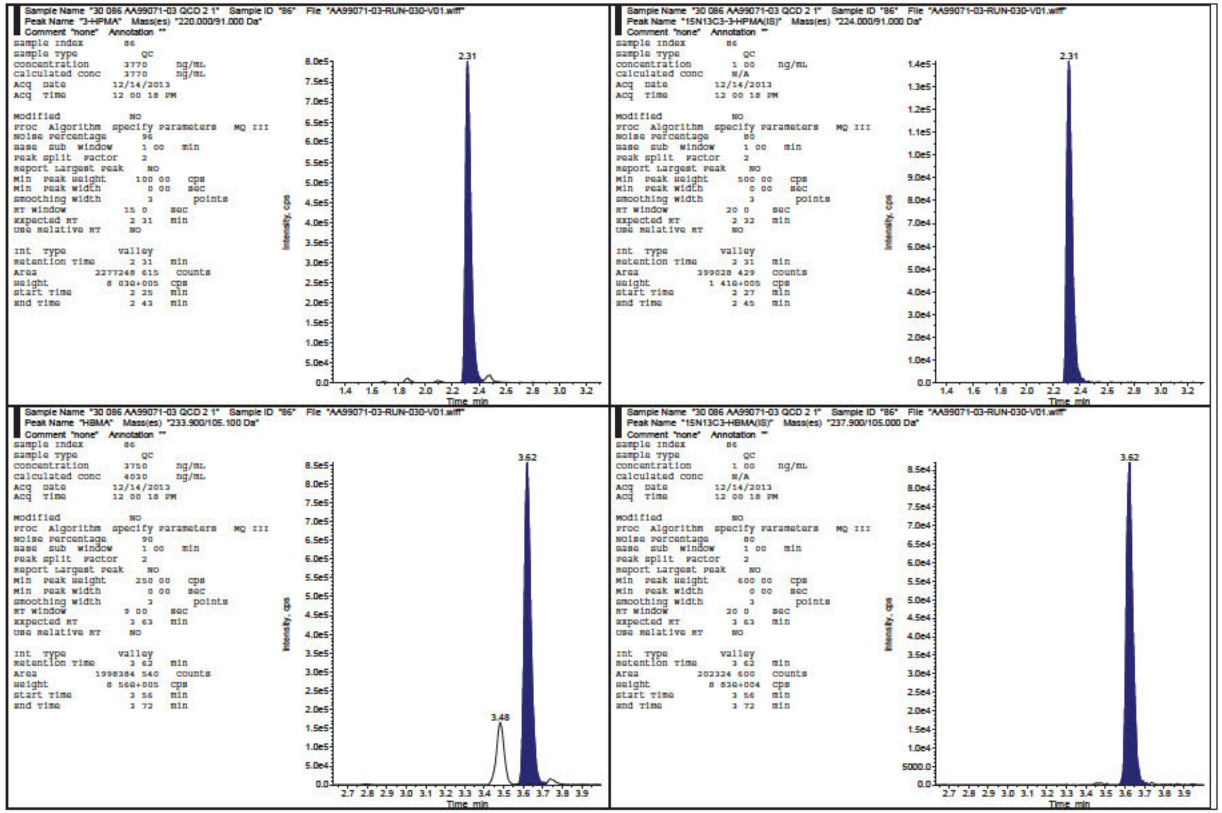

3-HPMA, HBMA, and CEMA in Human Urine
Celerion Study AA99071-03

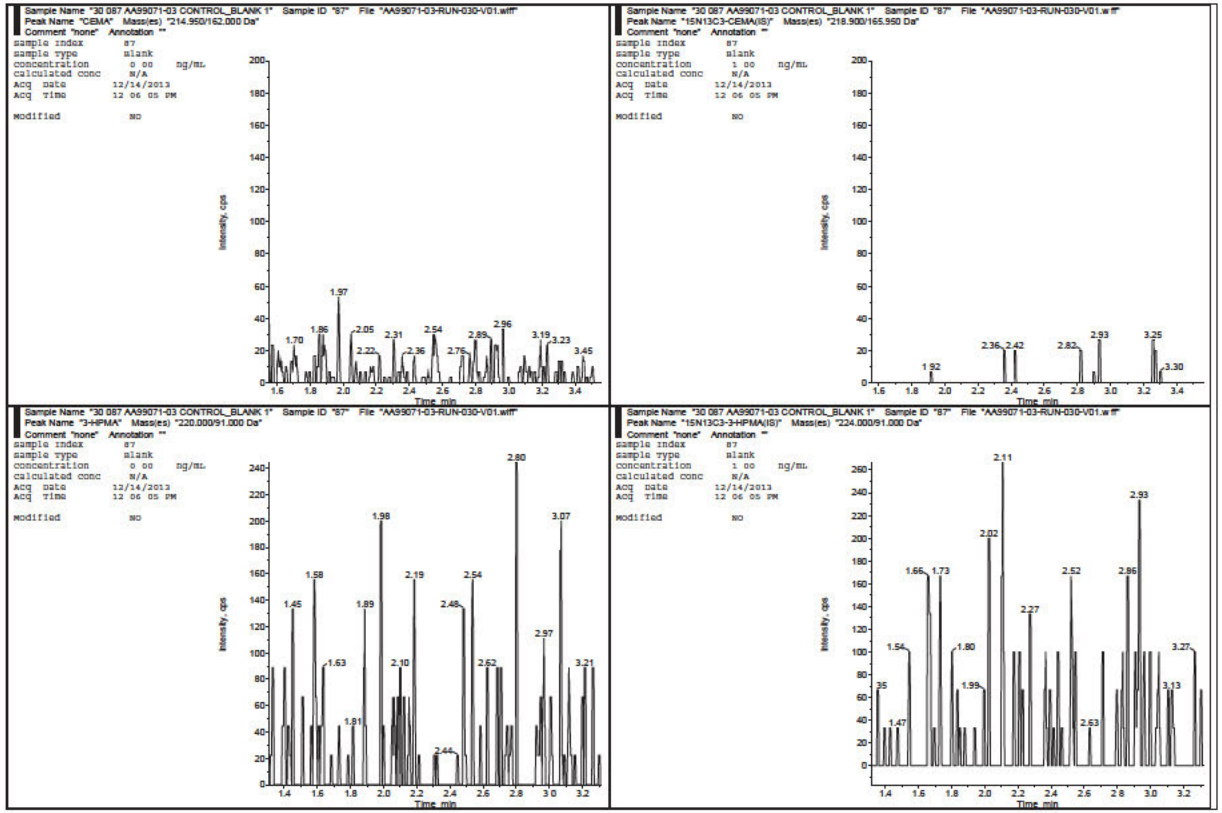

3-HPMA, HBMA, and CEMA in Human Urine
Celerion Study AA99071-03

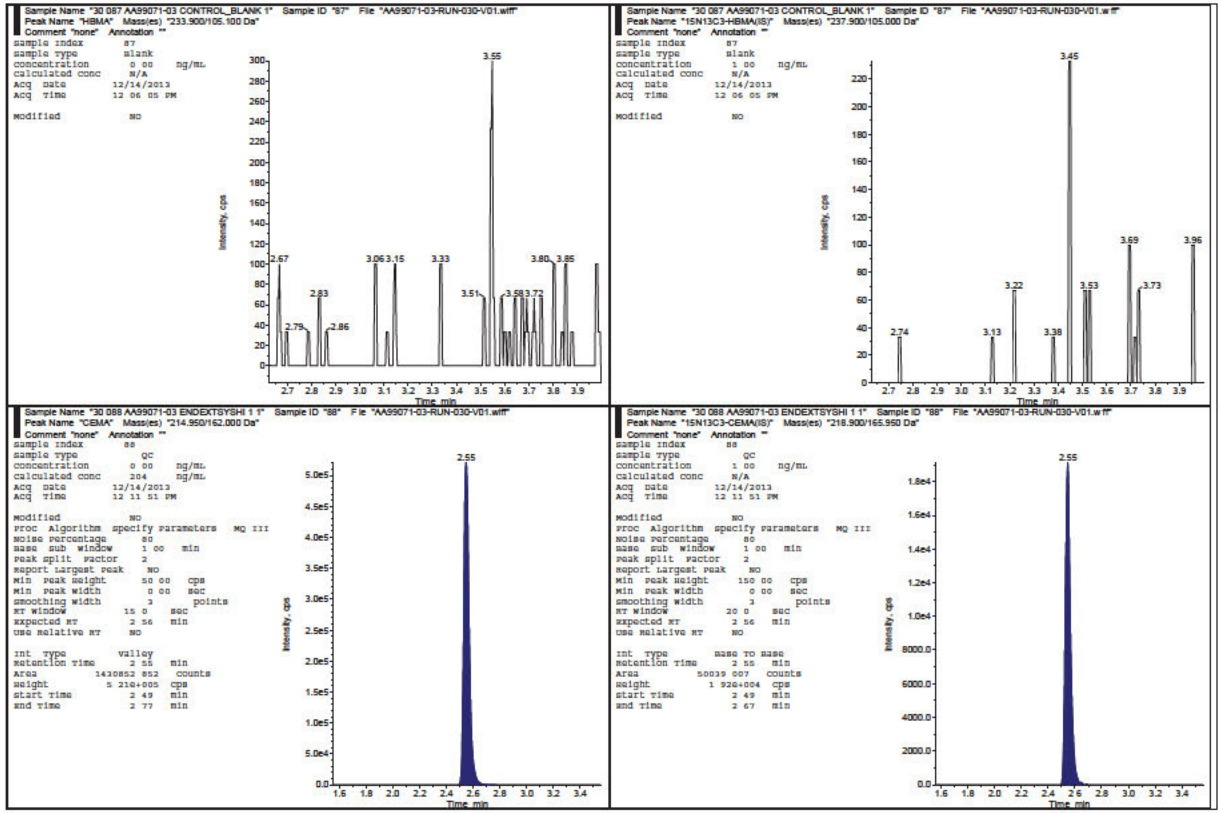

3-HPMA, HBMA, and CEMA in Human Urine
Celerion Study AA99071-03

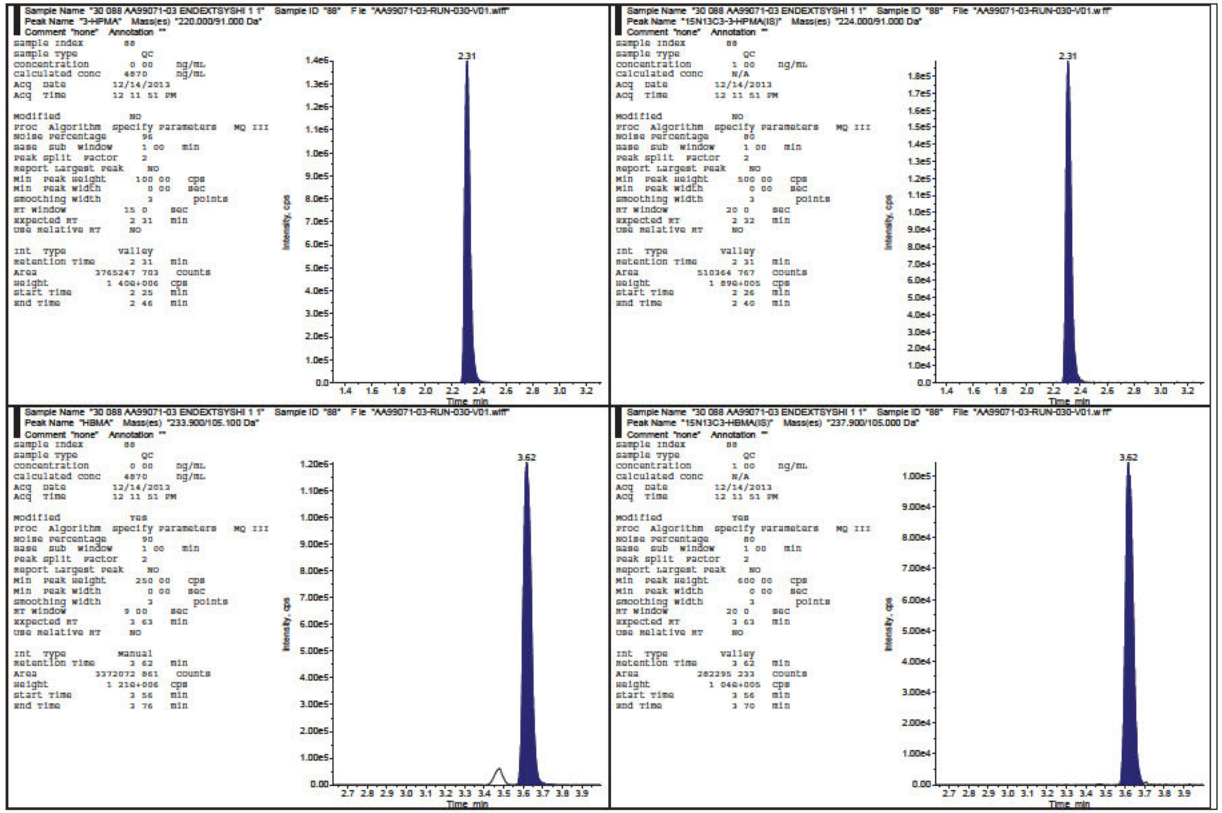

3-HPMA, HBMA, and CEMA in Human Urine
Celerion Study AA99071-03

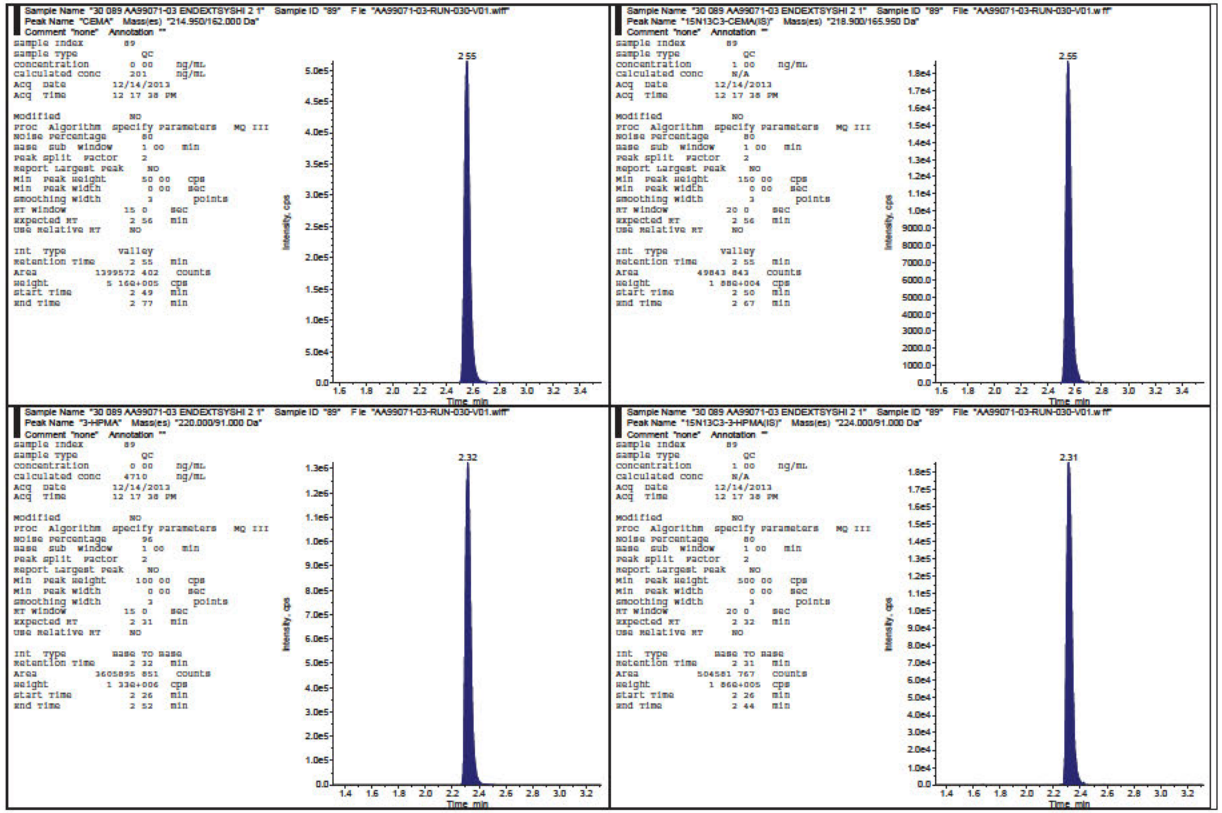

3-HPMA, HBMA, and CEMA in Human Urine
Celerion Study AA99071-03

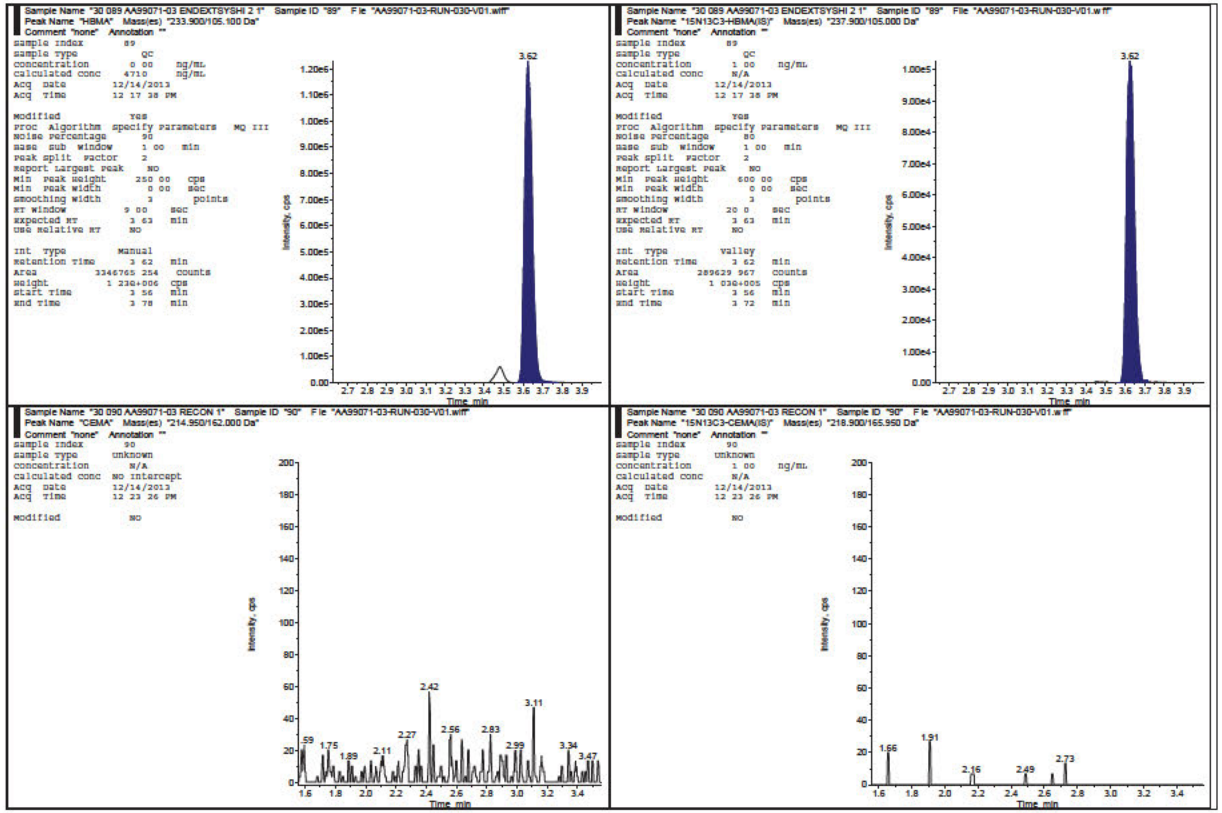

3-HPMA, HBMA, and CEMA in Human Urine
Celerion Study AA99071-03

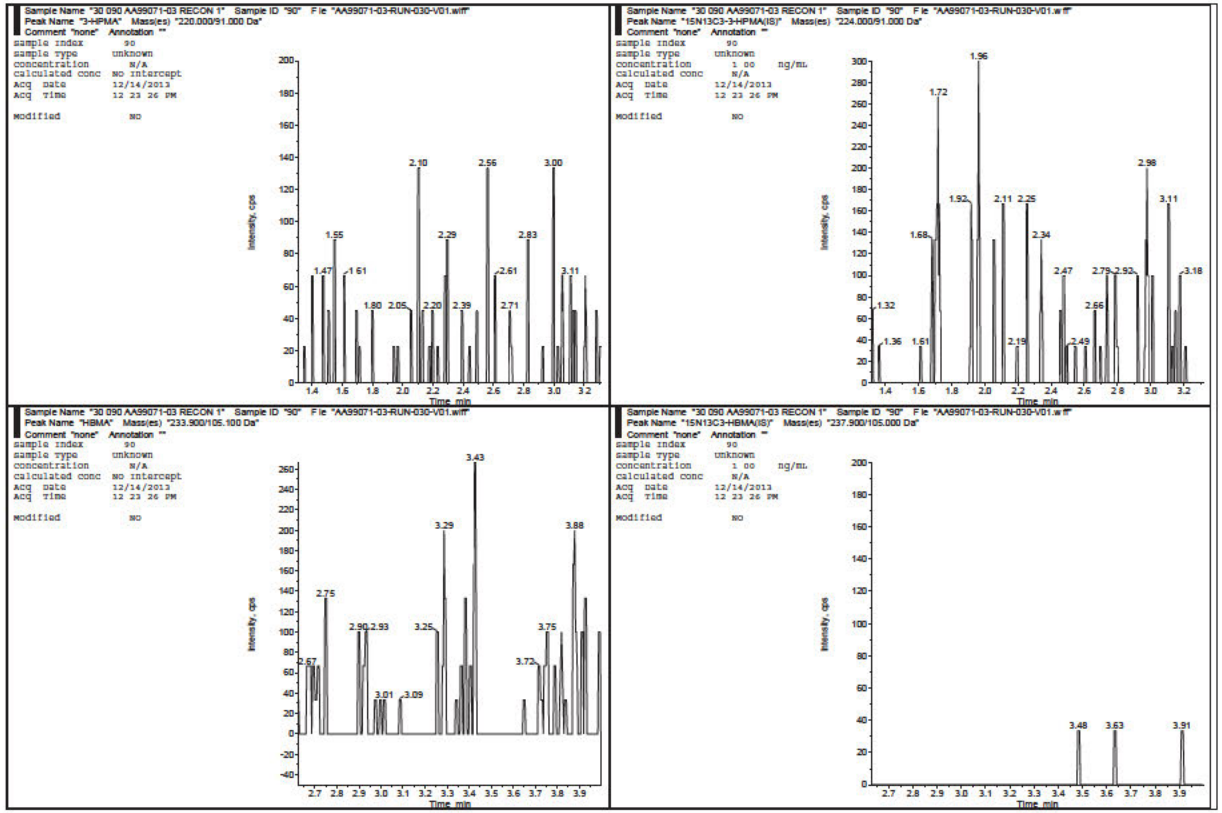

3-HPMA, HBMA, and CEMA in Human Urine
Celerion Study AA99071-03

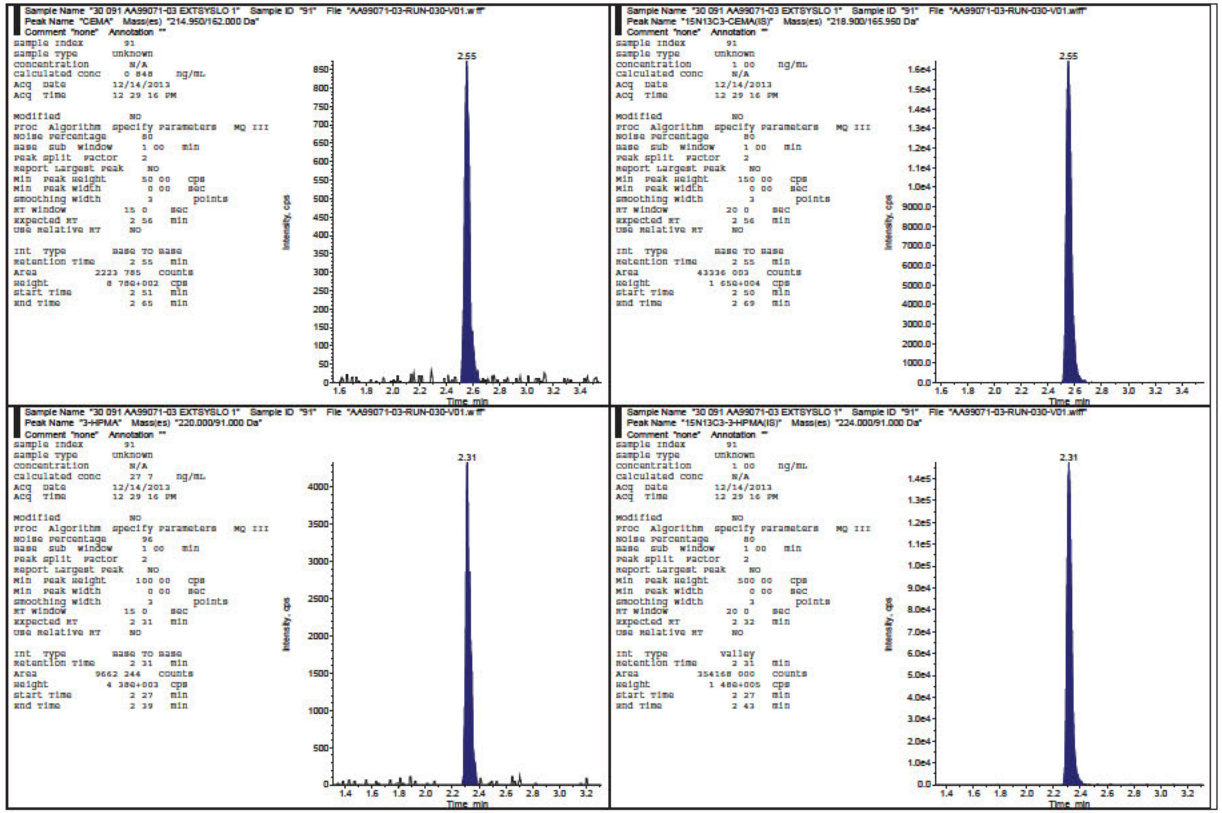
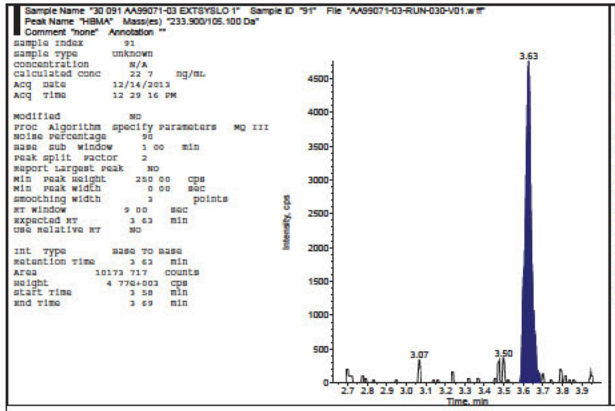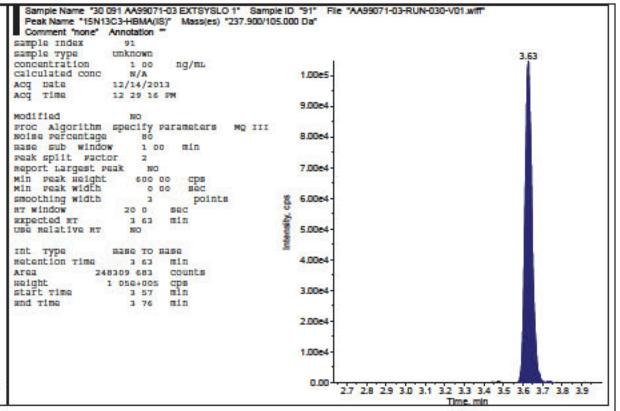
3-HPMA, HBMA, and CEMA in Human Urine
Celerion Study AA99071-03